

A photograph of a rural landscape. In the foreground, several brown cows are grazing in a lush green field. In the middle ground, a large, leafy tree stands prominently. The background shows rolling hills and a blue sky with scattered white clouds.

Organic Standards for Great Britain Abattoir and slaughtering

Version 1.6: published on 18th May 2026

Contents

.....	1
Introduction	3
Guide to using these standards.....	4
GB 18 General standards for abattoir and slaughtering.....	6
GB 18.1 Scope.....	6
GB 18.2 Principles.....	7
GB 18.3 Becoming Soil Association certified.....	8
GB 18.4 Your obligations when certified	11
GB 18.5 Inspections.....	13
GB 18.6 Non-compliance with the standards.....	15
GB 18.7 Record keeping.....	17
GB 18.8 General labelling.....	20
GB 18.9 Preserving organic integrity.....	23
GB 18.10 Cleaning.....	25
GB 18.11 Pest control	28
GB 18.12 Transport, dispatch and receipt of goods.....	30
GB 18.13 Storage of products	31
GB 19 Specific standards for abattoirs and slaughter	32
GB 19.1 Animal welfare.....	32
GB 19.2 Arrival and unloading of animals.....	33
GB 19.3 Lairaging animals.....	34
GB 19.4 Handling and moving animals	35
GB 19.5 Stunning and killing equipment.....	36
GB 19.6 General manufacturing.....	38

Introduction

Legislative standards put the principles of organic production into practice. These organic standards encompass *EU Regulations 834/2007, 889/2008 and 1235/2008* (referenced throughout as the GB Organic Regulation). These regulations were the legal basis for the control of organic farming, and food processing and organic labelling within the EU until 31st December 2021, and have been retained in the UK for implementation in Great Britain (GB), as set out in The Organic Production and Control (Amendment) (EU Exit) Regulations 2019. Operators based in Northern Ireland (NI) should use our EU standards which are available on our website.

Each standard has a reference which tells you which part of the GB Organic Regulation it refers to.

A 'competent authority' is authorised to make rulings on organic legislation. In GB the competent authority is Defra or one of its devolved agencies who have delegated some controls to accredited organic certification bodies. The certification body that is appointed by the Soil Association to inspect and certify to the *Organic Standards for Great Britain* is Soil Association Certification. Throughout these standards 'your certification body' refers to Soil Association Certification. For further definitions, please refer to the separate [Glossary](#) document on our website.

The GB Organic Regulation does not cover processing of non-food crops such as for textiles and cosmetic products and certification of inputs.

The Soil Association offers standards for areas not covered by the GB Organic Regulation. These include:

- [textiles](#)
- [cosmetics](#)

Please contact us if you would like more information or visit [our website](#).

Guide to using these standards

The standards are listed in the column on the left. Where necessary, guidance is provided in the column on the right, with a grey background to differentiate it from the standard.

- Each standard is referenced with the relevant article/s of the GB Organic Regulation.
- The summary boxes in each standard section outline some of the key statutory welfare requirements.

R This symbol shows where you need to keep a record to demonstrate that you are meeting the standard. The specific requirements for the records will be detailed in the standard or guidance.

I This symbol shows where additional relevant information is provided.

What is guidance?

Guidance provides supplementary information to the standards which explains how compliance will be assessed. It tells you where and how to provide the information required, for example through record keeping or demonstration at your inspection. The guidance may also provide examples of actions and measures to help you demonstrate compliance, and links to best practice guides and information.

EXAMPLE Standards

GB 18.7.4 Livestock movement records

1. When you receive animals in you must record:
 - a) species, source, numbers,
 - b) organic status,
 - c) identification mark,
 - d) age,
 - e) time and date of arrival.

(EC) 889/2008 Art. 76(a)(b)(EC) 889/2008 Art. 24(5)

EXAMPLE Guidance


R Soil Association Certification licensed farms must supply an 'organic livestock movement to slaughter' form or an equivalent delivery document with each batch of animals delivered which contains the relevant information.

I Non-SA Certification licensed must check that each animal is listed as organic on the delivery note. You must also check that all other legally required transfer documents have been completed.

The R symbol shows which records you need to keep to demonstrate that you meet this standard.

The I symbol shows where additional relevant information is provided.

The relevant part of the GB organic regulation is referenced here.

Standards	Guidance
<p>GB 19.2.1 Transport and handling</p> <ol style="list-style-type: none"> 1. You must minimise any stress and suffering during handling and transport. 2. The duration of transport must be minimised. 3. You must not tranquilise any of your livestock before or during transport. <p style="text-align: right;">(EC) 834/2007 Art. 14(1)(b)(vii)(viii) (EC) 889/2008 Art. 18(4)</p>	<p>The welfare of animals in transport is the responsibility of the producer, or the haulier as a sub-contractor of the producer. Once they enter the curtilage of the slaughterhouse, welfare becomes the joint responsibility of the producer and the slaughterhouse. After unloading, their welfare is the responsibility of the slaughterhouse.</p> <p>A planned arrival system will ensure that the animals are unloaded as soon as they arrive at the abattoir. You should be able to demonstrate that you liaise with farmers and transporters to make sure the animals leave the farm and arrive at the abattoir on time. You should aim to keep the waiting time as short as possible.</p> <p> The welfare of animals at transport is protected by law. Information on the legal requirements in the UK can found here.</p> <p>The export out of the UK or other unnecessary long distance transport of organic animals is not compliant with this standard. For example, you cannot transport organic animals long distances for slaughter when a suitable slaughter facility is available closer to your farm.</p>
<p>Summary of key statutory welfare requirements</p> <p><i>Slaughterhouses must have suitable equipment and facilities for unloading animals. Animals must be carefully unloaded from vehicles as soon as possible after they arrive. The welfare and health of animals must be assessed upon arrival in order to prioritise those animals with specific welfare needs. If an animal has been injured during transportation and cannot be unloaded without causing it pain, it must be humanely killed or slaughtered on the vehicle, using an appropriate emergency method.</i></p>	

A summary box underneath each standard section outline some of the key relevant statutory welfare requirements.

GB 18 General standards for abattoir and slaughtering	
GB 18.1 Scope	
Standards	Guidance
<p>GB 18.1.1 Scope of the standards</p> <p>The standards in this document set out the rules that apply for all stages of production, preparation and distribution in order for products to be labelled and marketed as organic. These abattoir and slaughtering standards cover:</p> <ul style="list-style-type: none"> a) handling of the live animals from their arrival through to the slaughtering process, and; b) dressing, chilling and cutting of carcasses into primals. <p>They do not cover butchery and further meat processing since these may be separate operations. If you butcher and pack meat you should refer to the Soil Association organic food and drink standards.</p> <p style="text-align: right;"><i>(EC) 834/2007 Art. 1(1)(2)(3); Art.8</i> <i>(EC) 889/2008 Art. 1(1)</i></p>	
<p>GB 18.1.2 Products from hunting and fishing of wild animals</p> <p>Products from the hunting and fishing of wild animals cannot be sold as organic.</p> <p style="text-align: right;"><i>(EC) 834/2007 Art.1(2)</i></p>	

GB 18.2 Principles

Organic as a whole system approach

This section details the principles on which these organic standards are based. Organic is a 'whole system' approach to farming and food production. It recognises the close interrelationships between all parts of the production system from the soil to the consumer. It is the following comprehensive set of organic principles that guide our work and our standards.

Standards	Guidance
<p>GB 18.2.1 General principles of organic production</p> <p>Your production system must meet the following principles and objectives:</p> <ol style="list-style-type: none">1. To produce food of high quality and in sufficient quantity by the use of processes that do not harm the environment, human health, plant health or animal health and welfare.2. To work within natural systems and cycles at all levels, from the soil to plants and animals.3. To maintain the long term fertility and biological activity of soils.4. To treat livestock ethically, meeting their species-specific physiological and behavioural needs.5. To respect regional, environmental, climatic and geographic differences and the appropriate practices that have evolved in response to them.6. To maximise the use of renewable resources and recycling.7. To design and manage organic systems which make the best use of natural resources and ecology to prevent the need for external inputs. Where this fails or where external inputs are required, the use of external inputs is limited to organic, natural or naturally-derived substances.8. To limit the use of chemically synthesised inputs to situations where appropriate alternative management practices do not exist, or natural or organic inputs are not available, or where alternative inputs would contribute to unacceptable environmental impacts.9. To exclude the use of soluble mineral fertilisers.10. To foster biodiversity and protect sensitive habitats and landscape	

<p>features.</p> <ol style="list-style-type: none"> 11. To minimise pollution and waste. 12. To use preventative and precautionary measures and risk assessment when appropriate. 13. To exclude the use of GMOs and products produced from or by GMOs with the exception of veterinary medicinal products. 14. To sustainably use products from fisheries. <p style="text-align: right;"><i>(EC) 834/2007 Art. 3; Art. 4</i></p>	
---	--

<h2 style="color: #4F81BD;">GB 18.3 Becoming Soil Association certified</h2>	
<p>What is this chapter about? This chapter explains which activities require certification and how you can certify your business to the GB Organic Regulation.</p>	
Standards	Guidance
<p>GB 18.3.1 Certifying your business To become certified to these organic standards you must have a certification contract with an independent, accredited certification body and comply with all relevant organic standards for your organic activity.</p> <p style="text-align: right;"><i>(EC) 834/2007 Art. 27(1)(4); Art. 28(1)</i></p>	<p>In GB, Defra is the competent authority and has delegated some control tasks to accredited organic certification bodies. The certification body that is appointed by the Soil Association to inspect and certify to the Organic Standards for Great Britain is Soil Association Certification.</p> <p>You must comply with all Applicable laws, and Qualifying Standards, including any conditions detailed in any non-compliances. Please refer to your organic client contract for more details.</p>
<p>GB 18.3.2 Activities that require certification</p> <ol style="list-style-type: none"> 1. In GB all stages of the organic supply chain must hold organic certification. 2. Your business must be certified if you produce, process, package, store, label, import or export, include wholesaling, storage and warehousing, acting as the first consignee for imported products and any other activities that require the physical or financial ownership of organic products or ingredients. 	<p>Without adequate certification at each stage of the supply chain, the products may lose their organic status.</p> <p>Examples of businesses not requiring certification in GB include supermarkets and mass caterers serving food e.g. restaurants, cafes, catering companies.</p> <p>If you are unsure whether the activity you are carrying out requires certification please contact us.</p>

<p>3. In GB you do not need certification if you only sell organic products directly to the final consumer or user provided that you do not produce, prepare, store organic products other than in relation to the point of sale or import such products or have not contracted out such activities. In other countries certification may be required for these activities.</p> <p style="text-align: right;"><i>(EC) 834/2007 Art. 27(3); Art. 28(1); Art. 28(2)</i></p>	<p>For more information on the certification requirements for importing and exporting please refer to the importing standards in section 6.8 of Soil Association organic food and drink standards.</p>
<p>GB 18.3.3 Organic certificate</p> <p>1. You must not make reference to organic or in-conversion without valid certification documents that shows that your activity complies with these organic standards.</p> <p>2. Certification documents are issued once Soil Association Certification has inspected your organic activity and they are satisfied that your activity meets organic standards. The certification document will list all your certified activities and the crops, livestock and/or products you are certified to produce, process, package, store, label, import, export, and/or sell as organic.</p> <p>3. The certification document may be in electronic format.</p> <p style="text-align: right;"><i>(EC) 834/2007 Art. 29(1)(3)</i> <i>(EC) 889/2008 Art. 63(1)(d); Art. 68</i></p>	<p>Soil Association Certification will issue licensees with the following documentation:</p> <ul style="list-style-type: none"> • An annual certificate with valid from and to dates, your name, address and licence number • A Trading Schedule with your certified products, activities and status • For producers, an Information Schedule listing your licensed enterprises, holdings and fields. <p>If you are a farmer with land or crops in conversion, these will be shown as ‘in-conversion’ on your Trading Schedule. Once they have gone through the relevant conversion period they will be shown as ‘organic’ on your Trading Schedule and you can start trading as organic. If your livestock are shown as ‘converted breeding stock’ they cannot be traded as organic.</p> <p>Annual renewal of your licence is linked to you continuing to meet the relevant standards and payment of the relevant renewal fee. Within a year of your original application date we will send you a renewal invoice.</p> <p>Contact us if you need to add a new enterprise to your license – refer to standard 18.4.1 for details.</p>
<p>Soil Association Certification</p> <p>Since 1973 Soil Association Certification Limited (Soil Association Certification) has certified farm enterprises, foods and other products as organic. Soil Association Certification is a wholly owned subsidiary of the Soil Association charity. We are registered with Defra to certify organic food production and processing under the terms of <i>the Organic Production and Control (Amendment) (EU Exit) Regulations 2019</i>.</p> <p>Certification bodies must be able to prove that they have the expertise, equipment, infrastructure and sufficient number of suitable qualified and experienced staff to carry out the task of certification. Soil Association Certification Limited is accredited and subject to an annual inspection by the United Kingdom Accreditation Service (UKAS) for GB licensees.</p>	

To uphold organic integrity and in order to work efficiently, certification bodies are obliged to communicate and exchange relevant certification information about their licensees to control authorities and other certification bodies. This includes when:

- a) licensees change certification bodies
- b) non-compliances are found
- c) organic status of a product is lost, and
- d) certification is withdrawn.

Information

If you are interested in certifying your business, contact Soil Association Certification via:

Our website: www.soilassociation.org/certification/get-in-touch/

Email: GoOrganic@soilassociation.org

Phone: 00117 914 2406

Post: Soil Association Certification, Spear House, 51 Victoria Street, Bristol BS1 6AD, UK.

GB 18.4 Your obligations when certified

What is this chapter about?

This chapter explains your responsibilities and obligations when certified to these organic standards.

Standards	Guidance
<p>GB 18.4.1 Description of your activities</p> <ol style="list-style-type: none">1. Before starting your organic enterprise, you must describe what practical measures you will take to ensure you will comply with these organic standards. If you make any changes to your activity you must update your certification body accordingly.2. You must include a full description of your premises, units and activities including:<ol style="list-style-type: none">a) facilities used for reception, processing, packaging, labelling and storage of products before and after any processing operations, andb) procedures for the transport of products.<p style="text-align: right;"><i>(EC) 889/2008 Art. 63(1); Art. 64; Art. 80</i></p>	<p>To help you meet this requirement we have created an application form that outlines the information we need from you.</p> <p>You will need to have documentation that describes what you do. If you have a quality management system already, make sure these points are included within it.</p> <p>Practical measures include ensuring staff are adequately trained, having written procedures in place for dealing with organic products, an adequate record keeping system, appropriate cleaning and hygiene, separation and identification of organic products, appropriate pest control, procedures to ensure only permitted ingredients and inputs are used for organic production.</p> <p>If you make any significant changes to your activities, you must inform the Certification Team and make sure any relevant documentation is updated. Important changes are, for example, change of location of an activity, change of ownership, or change of contact person. Another important change is alteration of certified production which means that information previously submitted about the production is no longer correct.</p> <p>You must let us know if and when you plan to expand into new areas. For example, if you currently store organic products and wish to start packing or processing them, if you want to start importing products or if you have an abattoir and you want to start processing burgers and sausages. Depending on what you're adding or expanding, we will need to update your certificates and you may need an additional inspection or licence.</p>
<p>GB 18.4.2 Contracted operations</p> <p>If you contract out your organic activity, in part or whole, to a third party, the information in 18.4.1 must also include:</p> <ol style="list-style-type: none">a) a list of the subcontractors, including their activities and the certification body or authority that they are certified by	

<ul style="list-style-type: none"> b) a written agreement by the subcontractors that their operation will comply with the control measures required as part of organic certification, and c) details of all the practical measures taken to ensure and demonstrate full traceability of products. <p style="text-align: right;"><i>(EC) 834/2007 Art. 28(1)</i> <i>(EC) 889/2008 Art. 86</i></p>	
<p>GB 18.4.3 Declaration</p> <p>You must sign a declaration stating that you:</p> <ul style="list-style-type: none"> a) have described your organic enterprise and activities as referred to in 18.4.1 accurately b) will perform your operations according to organic rules c) accept any enforcements in case of non-compliance d) inform the buyers of loss of status of your product e) accept exchange of information about your operation between different certification bodies or control authorities where dual certified f) accept handing over information about your certification history when changing certification body or control authority g) will inform your certification body or control authority immediately of any breaches affecting the organic status of your product or organic products received from other operators or subcontractors h) in the case of withdrawing certification inform the certification body or control authority without delay i) accept that your Certification Body or control authority retains your certification history for a minimum of 5 years j) must inform the certification body of any changes to your activities. <p style="text-align: right;"><i>(EC) 889/2008 Art. 63(2); Art. 64</i></p>	<p>This is covered in the contract you sign when you apply for certification with us and the declaration you sign after every inspection.</p> <p>You must comply with the terms of the contract at all times.</p>
Standards	Guidance

<p>GB 18.4.4 Certification code</p> <ol style="list-style-type: none"> Each certification body is issued with a unique certifier code. You must use Soil Association Certification's code if you are packing and labelling products yourself or if another Soil Association certified business in the UK is packing or labelling the product on your behalf. <p style="text-align: right;">(EC) 834/2007 Art. 27(10) (EC) 889/2008 Art. 58</p>	<p>Please refer to the labelling section 18.8 General Labelling and 18.12.2 Labelling & Transporting Products for more information on labelling requirements.</p> <p>Products certified by Soil Association Certification and produced, packed or processed in GB must use the certifier code GB-ORG-05.</p>
---	--

<h2>GB 18.5 Inspections</h2>	
<p>What is this chapter about?</p> <p>This chapter explains the certification and inspection process and details your obligations as a licensee and the obligations of the certification body during the inspection process.</p>	
<p>Standards</p>	<p>Guidance</p>
<p>GB 18.5.1 Inspection visits</p> <ol style="list-style-type: none"> A physical inspection of your organic certified activities must be carried out once per year. You may be subject to additional announced or unannounced inspections based on an assessment of risk. If you are a wholesaler dealing only with pre-packaged products you may be subject to a reduced frequency of inspections. You may also be inspected by your competent authority as part of their surveillance of our inspection procedures. <p style="text-align: right;">(EC) 834/2007 Art. 27(3)(5) (EC) 889/2009 Art. 65(1)(4); Art. 92(c)(2)</p>	<p>We may carry out additional inspections if:</p> <ul style="list-style-type: none"> you wish to add a new enterprise to your licence you move to new premises we receive a complaint regarding your business it is necessary to inspect seasonal activity or at different times of year we need to inspect again to make sure you have corrected non-compliances you are selected as part of our additional inspection programme and/or our risk assessment of your operations suggests the need for this. <p>We may charge you for these additional inspections if we consider they are needed because of non-compliances.</p> <p>At least 10% of a certification body's inspections must be unannounced and 10% must be risk-based extra inspections. These are based on the general evaluation of the risk of non-compliance with the organic production rules, taking into account at least the results of previous controls, the quantity of products concerned and the risk for exchange of products.</p>

<p>GB 18.5.2 What happens at the inspection</p> <p>1. At your inspection Soil Association Certification will:</p> <ol style="list-style-type: none"> verify that the description of your activities provided in your declaration is accurate verify whether your activities are compliant with organic standards, and compile an inspection report with any possible deficiencies and non-compliances found. <p>2. You or an appointed representative must sign the inspection declaration stating that you agree with the outcomes of the inspection and to undertake necessary corrective actions. (EC) 889/2008 Art. 63(2); Art. 65(3); Art. 82(3)</p>	<p>As part of closing the meeting your Inspector will explain any non-compliances found during your inspection and will ask you to sign a Declaration and explain the need to complete an <i>Action Summary Form</i> (usually left with you at the end of inspection) which lists the outcomes of the inspection. This includes any areas that do not comply with the standards and asks how you will correct them. It may also ask for extra information to complete the approval process.</p> <p>You must respond with details of the actions you will take to address non-compliances and supply any other information requested, before the deadline given. When we have received your returned form and agreed the information you have given is satisfactory, we will approve your corrective actions and issue/reissue your certificate.</p>
<p>GB 18.5.3 Access to facilities</p> <p>You must give Soil Association Certification or your control authority:</p> <ol style="list-style-type: none"> access to all parts of your unit and all premises, including any non-organic production units and any storage premises for input products which it deems necessary in order to certify your organic activities access to accounts and relevant supporting documents which it deems necessary in order to certify your organic activities any information reasonably necessary for the purposes of certifying your organic activities, and when requested, the results of your own quality assurance programmes. <p>(EC) 899/2009 Art. 63(3); Art. 67(1); Art. 73; Art. 79; Art. 79(d)</p>	
<p>GB 18.5.4 Sampling</p> <p>You must allow Soil Association Certification to take samples which will be analysed for the presence of prohibited substances and checking compliance to organic standards. (EC) 889/2008 Art. 65(2)</p>	<p>We will take samples if there is a risk that organic standards have not been complied with or to verify that sufficient measures are in place to prevent contamination of organic products. Certification bodies are obliged to take samples from the equivalent of 5% of their licensees per year.</p>

GB 18.6 Non-compliance with the standards

What is this chapter about?

This chapter deals with non-compliances. A non-compliance is when an activity does not comply with an organic standard.

Standards

GB 18.6.1 Non-compliances

1. Where you are found not to comply with organic standards Soil Association Certification will issue you with a non-compliance. The level of sanction will be proportionate to the severity and extent of the non-compliance and the risk it poses to the integrity of the organic product. Soil Association Certification will always apply the precautionary principle when making decisions on compliance to organic standards.
2. Depending on the severity of the non-compliance Soil Association Certification may suspend or even withdraw your licence. If your licence is suspended or withdrawn you must **not** trade as organic.
(EC) 834 Art 27(2)(6)(12); Art. 30(1)
(EC) 889/2008 Art. 92(d)

Guidance

After your inspection we will draw up an *Action Summary Form and Declaration* (either at inspection or we will send it to you afterwards). This lists areas that do not comply with the standards and asks how you will correct them.

The different grades of sanctions are as follows:

- minor non-compliance
- major non-compliance
- critical non-compliance, or
- manifest infringement.

You are required to complete the *Action Summary Form and Declaration* with the actions you will take to comply with the standards and return it to us with any other information we request before the deadline given. When the Certification Team has received your completed form and agreed that the information you have given is satisfactory, they will approve the *Action Summary Form and Declaration* and renew your licence.




We may suspend or withdraw your licence in the following cases:



- if you are in breach of your contract with us
- if you do not pay your fee within the deadlines
- failure of licensee to return certified sales declaration (CSD)
- we are unable to arrange an inspection
- an Inspector is refused access to premises
- an Inspector is refused permission to take a sample
- if you do not send the completed *Action Summary Form and Declaration*, or the information we request, within the deadlines

	<ul style="list-style-type: none"> • severe or repeated non-compliance resulting in loss of organic integrity of an operation, product or batch • if fraudulent activity is reported by an authority.
<p>GB 18.6.2 Reporting non-compliances</p> <p>1. If you consider or suspect that any of your products do not meet organic standards, then you must inform Soil Association Certification immediately and share all relevant information to assist with any further investigation to determine the organic status of the product. You must also either:</p> <p>a) Withdraw any reference to organic in relation to the product.</p> <p>b) Separate or identify the product and only allow it to be further processed or sold as organic once any doubt has been eliminated and this has been agreed with us.</p> <p style="text-align: right;"><i>(EC) 889/2008 Art. 91(1)</i></p> <p>2. If we have a substantiated suspicion that you intend to place a product on to the market as organic which does not meet organic standards, we will tell you to withhold the product for a set time period whilst we investigate. Before we make this decision we will give you opportunity to comment. You will need to cooperate fully with any investigation to resolve the suspicion.</p> <p>If the suspicion is confirmed, then you must remove any reference to organic from the product. If the suspicion is not confirmed within the set time period, then you no longer have to withhold the product from sale.</p> <p style="text-align: right;"><i>(EC) 889/2008 Art. 91(2)</i></p>	<p>You must inform the Certification Team if you have any suspicion that a product may not meet organic standards and stop any further sale of the product as organic until any doubt over its organic status can be eliminated. Suspicion can originate from a number of sources including (but not exclusively):</p> <ul style="list-style-type: none"> • A positive residue detection showing contamination with a substance not permitted in organic production* • A complaint from a reliable source. • You have not been able to verify the organic status of goods you have received (see section 18.7 for further information). • Not being able to verify valid certification of a product or supplier. For example, if your supplier’s certification has been revoked. • Knowing that an element of the production did not meet organic standards, for example a prohibited substance has accidentally been applied to your crop or a non-organic ingredient has been used by mistake. <p>An investigation will be carried out to determine if the product has met organic production rules. Once this has been determined you will be informed if the product can be put back on the market as organic or not.</p> <p>*Note: If you receive a positive detection, but from the information you have, you believe that the product still meets organic standards, then you do not have to inform us of the detection. You need to have justification as to why you believed it still met organic standards and keep that information on file so that we can check it at inspection if necessary. If you are unsure what action to take, please contact the technical team at sacl.notifications@soilassociation.org</p>
<p>GB 18.6.3 Exceptions</p> <p>You may only deviate from the standards when explicitly permitted in these standards. Permission may be granted or confirmed by your certification body.</p>	


<i>(EC) 834/2007 Art. 27(7)(b)</i>	
<p>GB 18.6.4 Appeals and complaints</p> <p>We appreciate there may be occasions when you wish to make a formal complaint to us. This could be regarding service, standards, policy, another licensee or an unlicensed company. We have formal complaints and appeals procedures which are available on request. You can make a complaint in writing, by email or by telephone.</p> <p style="text-align: right;"><i>(EC) 889/2008 Art. 92(c)</i></p>	<p>If you have a complaint please send details in writing cert.complaints@soilassociation.org or telephone Client Services on 0117 987 4564.</p> <p>If you wish to appeal a certification decision please send full details to the Certification Team.</p>

GB 18.7 Record keeping	
What is this chapter about?	
This chapter details all the records that you will need to keep and have available at your inspection.	
Standards	Guidance
<p>18.7.1 General record keeping</p> <ol style="list-style-type: none"> 1. You must have a record keeping system in place which allows you to prove the organic status of your products. Your records need to cover all production stages from everything produced or bought in through to all goods sold or dispatched and must allow you to demonstrate the balance between input and output. They must also allow retrospective traceability. 2. You must keep stock and financial records at your unit or premises which make it possible to verify the following information for every product: <ol style="list-style-type: none"> a) the suppliers, sellers or exporters b) the nature and quantities of organic products delivered, including where relevant: <ol style="list-style-type: none"> i) nature and quantities of all materials bought and the use of such materials ii) the composition of compound feed stuffs c) the nature and quantities of organic products held in storage 	<p>R Your records need to be sufficient for us to be able to carry out successful mass balance (input and output) and traceability exercises at your inspection. You will need to be able to demonstrate that you have bought/received sufficient organic material for the quantity you have sold/dispached.</p> <p>R To comply with the standard, your records could include:</p> <ul style="list-style-type: none"> • quantities, batch codes, invoices and delivery notes of organic livestock received • evidence that you checked organic status of livestock delivered as per standard 19.2.1 and 18.7.4. • kill number, kill date, kill time, batch code/ear tag number and weight of each carcass • quantities produced in each production/packing run • evidence that you processed organic and non-organic separately (this can be achieved by recording the kill order and start time) • evidence that you cleaned according to these standards before production • what you have sold/dispached, how much and to whom. These need to refer to the delivery note or invoice and be able to confirm that the meat is organic

<p>d) the nature, quantities, and consignees or buyers (other than final consumers) of any products which have left your unit, premises or storage facility.</p> <p>3. If you do not store or physically handle organic products, you will still need to keep records of:</p> <p>a) the nature and quantities of organic products bought and sold</p> <p>b) the suppliers, and where different the sellers or the exporters</p> <p>c) the buyers, and where different the consignees.</p> <p style="text-align: right;"><i>(EC) 889/2008 Art. 26(1)(2)(3); Art. 31(1)(d); Art. 66(1)(2)</i> <i>(EC) 834/2007 Art. 27(13)</i></p>	<ul style="list-style-type: none"> • the sale value of the organic products • any pest control treatments used • training records to demonstrate staff competency in organic requirements • records to show that organic feed has been given, when required • any relevant SOPs, or quality control manuals which refer to organic production <p> You do not have to record sales value if you do not sell the product, for example, if you provide a contract slaughter or butchery service for another licensed organic company and do not sell that product to anyone.</p> <p>It is up to you to choose a traceability code system that works for you and your products. Some companies will use a batch code system, whereas others may be able to use the best before date on a product.</p> <p> You need to keep all records for at least 12 months. You will also need to make sure that your records comply with any other legally required time scales that might be specific to your products.</p>
<p>GB 18.7.2 Verifying certification documents</p> <p>1. You must verify the certification documents of your suppliers and check that they:</p> <p>a) identify your supplier,</p> <p>b) cover the type or range of products you are purchasing, and</p> <p>c) are valid at the time you are making the purchase.</p> <p>2. You must make a record of these checks.</p> <p style="text-align: right;"><i>(EC) 834/2007 Art. 29(2)</i></p>	<p>A certification document will be the organic certificate, or in the case of Soil Association Certification licensees this includes the certificate and trading schedule.</p> <p>The name and address on the certificate must match the name and address of your supplier (the company with whom the financial transaction is taking place).</p> <p>The term ‘suppliers’ also covers businesses supplying a service, e.g. storing organic product. If you are purchasing organic ingredients through a wholesaler, then that wholesaler must also hold their own organic licence.</p> <p>When you receive goods or livestock, you will also need to make the checks detailed in 19.2.1 and 18.7.4.</p>
<p>GB 18.7.3 Complaints register</p> <p>You must keep a complaint register for your business. This must record:</p>	<p> Keeping a record of any complaints you receive encourages transparency. It allows businesses to monitor issues and encourages good practice by ensuring there is a documented system for dealing with complaints.</p>

<p>a) all complaints you make or receive b) any response to the complaint c) the action taken.</p> <p style="text-align: right;"><i>(EC) 834/2007 Art. 27(5)(c)</i> <i>ISO65 (4.1.2.2)</i></p>	
<p>GB 18.7.4 Livestock movement records When you receive animals in you must record:</p> <p>a) species, source, numbers, b) organic status, c) identification mark, d) age, e) time and date of arrival.</p> <p style="text-align: right;"><i>(EC) 889/2008 Art. 76(a)(b)</i></p>	<p> Soil Association Certification licensed farms must supply an ‘organic livestock movement to slaughter’ form or an equivalent delivery document with each batch of animals delivered which contains the relevant information.</p> <p> Non-SA Certification licensed farms do not have to use these forms, in which case you must check that each animal is listed as organic on the delivery note. You must also check that all other legally required transfer documents have been completed.</p>

Summary of key statutory welfare requirements

 Along with the organic record keeping requirements you will also need to keep records to comply with EC Regulation 1099/2009. These include:

Equipment maintenance records

A maintenance record for all restraining and stunning equipment must be kept and the records retained for at least one year.

(EC) 1099/2009 Art. 9(1)

Records of remedial actions taken to improve animal welfare

For slaughterhouses slaughtering 1,000 or more livestock units of mammals or 150,000 birds or rabbits per year the animal welfare officer must keep a record of the action taken to improve animal welfare in the slaughterhouse in which he/she carries out his/her tasks. This record must be kept for at least one year.

(EC) 1099/2009 Art. 17(5)

Gas stunning equipment records*

Gas stunning equipment must measure continuously, display and record the gas concentration and length of exposure. It must be clearly visible to the operator of the equipment and give a visual and audible warning if the concentration of gas falls below the required level. These records must be kept for at least one year.

(EC) 1099/2009 Annex II, Art. 6(2)

Electrical stunning equipment records*

All electrical stunning equipment must be fitted with an instrument which displays and records the details of key electrical parameters for each animal stunned. The instrument must be clearly visible to the operator of the equipment and give a visual and audible warning if the duration of exposure falls below the required level.

These records shall be kept for at least one year. The regulation also requires all electrical stunning equipment (except waterbath stunning equipment) to record the details of key electrical parameters.

(EC) 1099/2009 Annex II, Art. 4(1)

**Effective from 8 December 2019, operators must have installed equipment capable of recording and storing the required data. This is unless prior to that date operators have made changes to the layout of the slaughterhouse, engage in any construction or purchase new equipment, any or all which relate to either gas or electric stunning equipment.*

*Waterbath stunning equipment records**

Waterbath stunning equipment must be fitted with a device which displays and records the details of the electrical key parameters used. These records shall be kept for at least one year.

(EC) 1099/2009 Annex II, Art. 5(10)

GB 18.8 General labelling

What's this chapter about?

This section contains the labelling standards which need to be met if you wish to label your product as organic.

Standards

GB 18.8.1 Using the term organic

If you wish to refer to organic in relation to an agricultural food or feed product anywhere on a label, in advertising materials or commercial documents, you must meet the requirements of these standards.

(EC) 834/2007 Art. 23(1)



Guidance

Labelling refers to the way in which you identify your products and show their organic status.


The labelling standards apply to:


- carcasses
- primals
- information on delivery notes or invoices for products that are transported in bulk marketing materials
- web content.

This includes reference to organic not just in the product name or sales description, but also in relation to ingredients of a food or feed product. For example, a cereal bar making organic claims about some of the ingredients may only do so if the cereal bar is certified to the organic regulation.

	<p>Examples of other references to organic include, “organically grown”; “organically produced”; "grown/produced using organic principles"; "grown/produced using organic methods".</p> <p>If you sell organic products and non-organic products, any use of the word organic, or organic logos (certifier logos such as the SA Symbol, or the EU Organic logo), must be clear and unambiguous as to which products they apply to. Use of references to organic or logos on email footers, invoices, websites should be accompanied by an explanatory wording e.g. “We have a range of organic products, see our product listings for more details”, and within the product listing a clear identification of products. For contract manufacturers/packers wording describing the certified service offered should be included e.g. “We offer certified packing of organic products”.</p> <p>If your company name includes the word organic you may not use this on the labels of non-organic products. e.g. labels of non-organic products sold by ‘XXX Organic Farm’ could replace their branding with ‘XXX Farm’. On websites and marketing materials ‘XXX Organic Farm’ can be used provide it is clear and unambiguous to buyers which products are organic and which are not.</p> <p> Labelling legislation Along with meeting these standards for labelling, you will also need to make sure your labels meet other relevant labelling legislation such as <i>Regulation 1169/2011</i> on the provision of food information to consumers, and the <i>Food Information Regulations</i>.</p>
<p>GB 18.8.2 Stamping meat You must only use colours in accordance with article 2(8) of directive 94/36/EC.</p> <p style="text-align: right;"><i>(EC) 889/2008 Art. 27(1)(d)</i></p>	
<p>GB 18.8.3 Using accurate descriptions</p> <p>1. The term ‘organic’ can only be used to describe products (in labels, advertising and commercial documents on products) that meet the requirements of these standards, unless the term is not being used in relation to agricultural products in food or</p>	<p>Your sales description and product name will need to accurately describe your product. You can’t use the word organic, even if it is part of your company trade name, in relation to non-organic products (e.g. on labels).</p> <p> Substantiating claims</p>


<p>feed, or clearly have no connection to organic production.</p> <p>2. You must not use any terms, including terms used in trademarks, labels or advertising, that could mislead consumers into believing products are organic when they are not.</p> <p style="text-align: right;"><i>(EC) 834/2007 Art. 23(2)</i></p>	<p>You will need to be able to substantiate any claims that you make on your labels.</p> <p>For example: You should not use phrases such as ‘GMO free’ unless you can prove this, if challenged. Instead, you could use:</p> <ul style="list-style-type: none"> • ‘organic standards prohibit the use of GM materials’, or • ‘non-GM’. <p>You should not use phrases such as ‘pesticide free’ unless you can prove this, if challenged. Instead you could use:</p> <ul style="list-style-type: none"> • ‘Less pesticides, or • ‘Organic farming uses virtually no pesticides, or • ‘No system of farming has lower pesticide use’ <p>We worked closely with the Advertising Standards Authority to draw up a document of approved advertising claims you can make when selling organic. You can find a copy on our website.</p> <p>Labelling must not be misleading</p> <p>You need to make sure that the way you label your products is not misleading. For example, if:</p> <ul style="list-style-type: none"> • you label your product as ‘organic mint biscuits’, it must contain organic mint. • your product does not contain organic mint, you can only label it as ‘organic biscuits with mint’. • you label your product as ‘organic strawberry ice cream’ it needs to contain organic strawberries. • your product does not contain organic strawberries but uses a natural strawberry flavouring instead, it could only be labelled as ‘organic ice cream with strawberry flavour’. • your company name includes the word organic, you cannot use it on non-organic products. For example, you could not use the name ‘Brown Farm Organics’ on non-organic products. <p>You will need to seek guidance from Trading Standards on any other claims you make on your</p>
--	---

	<p>product labels.</p> <p> Labelling legislation</p> <p>In England, responsibility for food labelling legislation and policy is split across Defra, the Food Standards Agency (FSA) and the Department of Health (DH). For Scotland and Wales all domestic standards legislation is the responsibility of the FSA.</p> <p>Visit this website for details.</p>
--	---

<h2>GB 18.9 Preserving organic integrity</h2>	
<p>What is the chapter about? The standards in this section cover which substances are prohibited and what you need to do to prevent contamination.</p>	
<h3>Standards</h3>	<h3>Guidance</h3>
<p>GB 18.9.1 Reducing the risk of contamination You must identify any risk of contamination to your organic products by any unauthorised or prohibited substances and ensure measures are in place to reduce the risk of contamination. When new risks are identified you must review the measures you have in place and ensure they remain appropriate. The risks identified and the measures in place must be documented.</p> <p style="text-align: right;"><i>(EC) 889/2008 Art. 26(1)(2); Art. 63(1)(c)</i></p>	<p>Examples of ways in which organic products may become contaminated and which you must take steps to avoid, include:</p> <ul style="list-style-type: none"> • through cross contamination with non-organic ingredients • accidental substitution with non-organic ingredients • exposure to cleaning chemicals • pest infestations • exposure to pesticide treatments • machinery that has not been thoroughly cleaned • residues or contaminants from packaging, such as synthetic coatings for cheese if they contain fungicides or wood that has been treated with preservatives. <p> You must document how you manage organic integrity, for example through your HACCP or quality management system.</p> <p>Staff training is an important way to ensure that risk of contamination is minimised. Ensure that new staff are adequately trained and that all staff are trained as and when changes are</p>

<p>GB 18.9.2 Genetic modification</p> <ol style="list-style-type: none"> 1. Products labelled as consisting of or made from GMOs must never be described as organic. <i>(EC) 834/2007 Art. 23(3)</i> 2. You must not use GMOs or products made from or by GMOs or their derivatives. You must be able to demonstrate that any food, feed, processing aids, additives, micro-organisms, plant protection products, fertilisers, soil conditioners, seeds, vegetative propagating materials and animals used in organic production do not contain any GMOs or their derivatives. 3. For food and feed products in the UK and EU, Directive 2001/18/EC, Regulation (EC) 1829/2003 or Regulation (EC) 1830/2003 are applicable, and you may rely on labels or any other accompanying documents to confirm that they are non-GM, unless you have other information that the products do not meet the Directive and Regulations listed above. 4. For products that are not food or feed, or products that could be produced by GMOs you will need to get confirmation from your suppliers, in the form of a non-GM declaration, that the products supplied have not been produced from or by GMOs. <i>(EC) 834/2007 Art. 9(1)(2)(3)</i> <i>(EC) 889/2008 Art. 69; Annex XIII</i> 	<p>made to the Soil Association organic standards and your own operational procedures.</p> <p>In the UK and EU, if a product contains GMOs or their derivatives then it must be labelled as such, (as described in 18.9.2.3) so the regulation allows labels to be relied upon as evidence to indicate whether food contains GMOs or their derivatives. This would apply to products such as agricultural crops, like maize and soya, or their derivatives like lecithin or starch. However, Directive 2001/18/EC, Regulation (EC) 1829/2003 and Regulation (EC) 1830/2003 do not extend to the use of ingredients produced by genetically modified micro-organisms. For example, enzymes and vitamins. This means that it cannot be automatically assumed that a product complies with the specific GMO requirements of the organic regulations. For this reason, we require a completed GMO declaration for all products that may be a GM risk.</p> <p>Our GMO declaration form explains which additives, processing aids and ingredients are GMO risks. The Certification Team can also confirm any other ingredients which are a GMO risk.</p> <p>Please note: The GMO declaration expires 12 months from the date signed. Supporting information must be dated within 12 months of sending to SA Certification. If older than 12 months you must check with the supplier that the statement is still valid and provide evidence of this to SA Certification. An updated GMO declaration is not required if you have not re-ordered the product since originally submitting evidence.</p> <p>Please contact us if you need a blank template of the non-GM declaration form for your suppliers to complete.</p> <p>18.9.2.3 also says, if you have other information that the products do not meet the GM labelling requirements then you cannot rely on the information stated on the label. For example, test results which show GM DNA in the product. If you or a third party tests any of your organic products and gets a positive result, you must inform us of that result as soon as possible.</p> <p>Farmers purchasing animal feeds may rely on the information provided on the labels, or accompany documents. Feed used must be certified organic so any checks on GM status will have been done by the feed processors.</p>
--	---

	<p>As part of due diligence and controlling risks, operators who import/process/trade GM risk organic ingredients may wish to carry out testing for GMOs. For example, soya or maize products. Testing should be to 0.1% or lower* and not just to 0.9%.</p> <p>* Some laboratories can provide testing to a limit of quantification (LOQ) below 0.1%. Please refer to standard 5.6.2 for action to take if you detect GMOs in an organic product, or organic ingredient.</p>
--	---

GB 18.10 Cleaning	
What is this chapter about?	
The standards in this section which cleaning products and measures are permitted for different organic activities in order to minimise the use of chemical substances and risk of contamination.	
Standards	Guidance
<p>GB 18.10.1 Cleaning measures</p> <ol style="list-style-type: none"> 1. You must have suitable cleaning measures in place to prevent contamination and maintain the integrity of your products throughout production, processing and storage. 2. You must monitor your cleaning measures to make sure they are effective and keep records to show that you have done this. 3. If you process or store both non-organic and organic at the same site, you must ensure organic processing or storage is only carried out once suitable cleaning of the equipment and/or storage area(s) has been carried out. <i>(EC) 889/2008 Art. 63(1)(c); Art. 262(b)3(e); Art. 35(4)(c)</i> 	<p>You will need to ensure your staff are trained to carry out effective cleaning.</p> <p>Your cleaning procedures need to be clear and need to set out what will be cleaned, how, with what frequency (e.g. daily, weekly, monthly or annually), who is responsible, what chemicals and equipment needs to be used and details of the final rinse of food contact surfaces with potable water (where appropriate). Your procedures must limit the risk of contamination of organic product from microbial contaminants, from cleaning chemicals and from non-organic product.</p> <p>Even if you do not produce organic, for example, if you just wholesale or transport, cleaning is still important to minimise the risk of contamination. For example, loading equipment and vehicles need to be cleaned and the risk of contamination minimised.</p> <p> Records of cleaning measures</p> <p>Cleaning chemicals Detergents, disinfectants, sterilants and terminal sanitisers allowed for use in the food</p>

industry may be used for cleaning your production areas, storage areas and all equipment used for organic. Residues of these chemicals must be removed from surfaces in contact with organic food so that they do not contaminate organic products, by carrying out a final rinse with potable water.

Sanitisers containing quaternary ammonium compounds or QACs/QUATs, such as Benzalkonium Chloride (BAC) or Didecyl Dimethyl Ammonium Chloride (DDAC) are designed to remain on surfaces so are difficult to remove, and if not adequately rinsed will result in residues in the organic product.

If you use these to clean equipment and surfaces which are in direct contact with organic food you need to take measures to ensure they are not contaminating your organic product. For example:

- Switch to a cleaning product that does not contain QACs
- Check whether your rinsing procedures are sufficient by testing food contact surfaces to ensure no QAC residues remain. For example, a cold water rinse may not be sufficient to remove residues.

Please note that QACs can be difficult to detect in some products. For example, if used on dairy equipment, QACs may not appear in milk but may appear in butter that has been made from the milk. This is because the QAC adheres to the fat molecules in the butter.

QACs are used throughout the supply chain including farms. If you are a farm you should consider all areas where you use QACs, and ensure you have measures in place to prevent contamination of your organic product. This includes harvesting equipment, milking equipment, vats, bulk tanks, meat processing areas, veg packing areas or any other equipment or surfaces that come into contact with your organic product. If you are unsure if your cleaning product contains QACs speak to your cleaning supplier or review the technical data sheet for the product.

If you use alcohol wipes, swabs or sprays, be aware that some may leave a residue after the alcohol has evaporated. Most contain other substances such as surfactants, sanitisers and emollients. These must not be used on product contact surfaces without rinsing them off

	<p>because they may leave a residue. You may use denatured alcohol (e.g. isopropanol, methanol or ethanol) without rinsing, providing sufficient time is given for the alcohol to evaporate before surfaces come into contact with organic product.</p> <p>All cleaning chemicals need to be stored safely in closed containers away from food and labelled with the name of the product and safety information.</p> <p>Monitoring your cleaning measures</p> <p>You will need to have a system for checking that cleaning has been undertaken and that it is effective to remove residues of non-organic material and/or previous production. This could involve visual inspection, micro-biological testing, testing to ensure sanitisers have been removed from organic food contact surfaces, adenosine triphosphate (ATP) testing.</p>
<p>GB 18.10.2 Additional rules for the cleaning and disinfection of livestock buildings and equipment</p> <p>1) For the cleaning and disinfection of livestock buildings and equipment you may only use the following products:</p> <ul style="list-style-type: none"> a) potassium and sodium soap b) water and steam c) milk of lime d) lime e) quicklime f) sodium hypochlorite (for example, as a liquid bleach) g) caustic soda h) caustic potash i) hydrogen peroxide j) natural essences of plants k) citric, peracetic, formic, lactic, oxalic and acetic acid l) alcohol m) phosphoric acid (dairy equipment only) n) nitric acid (dairy equipment only) o) formaldehyde p) cleaning and disinfection products for teats and milking facilities 	


<p>q) sodium carbonate. <i>(EC) 834/2007 Art. 14(1)(f); Art. 16(1)(e)</i> <i>(EC) 889/2008 Art. 23(4); Annex VII</i></p> <p>2) These products may only be used if they are authorised for your use in your country. <i>(EC) 834/2007 Art. 16(1)</i></p>	
---	--

GB 18.11 Pest control

What is this chapter about?
The standards in this section detail how pests are controlled in and around facilities where you carry out organic activities. Pest control in organic production and storage areas should prevent birds, rodents, insects or other pests contaminating organic foods. Pest control should aim, in the first instance, to prevent infestation rather than depend on treatments.

Standards	Guidance
-----------	----------

<p>18.11.1 Preventing contamination by pests and pest control products</p> <ol style="list-style-type: none"> You must design and operate your buildings and controls to reduce the risk of contamination by pests. You must ensure when implementing preventative measures in organic areas that you take precautionary measures to reduce the risk of contamination of organic products. <i>(EC) 889/2008 Art. 63(1c)</i> 	<p>You should include measures to prevent and control wild birds, rodents and insects from getting into your buildings such as:</p> <ul style="list-style-type: none"> fly screens pheromones in traps and dispensers, for monitoring pest levels or as attractants and sexual behaviour disrupters effective covers of waste bins sealing gaps and entry points
--	--

<p>GB 18.11.2 Treating infestations in organic products or areas used for organic products</p> <p>If you find infestation in organic products, on sacks or containers, in areas used for handling/storing organic products or in areas not used for organic products, you must only use pest control methods which do not contaminate the organic product. <i>(EC) 889/2008 Art. 26(2)</i></p>	<p> If you use pest control methods, you will need to keep records of:</p> <ul style="list-style-type: none"> what pests you have found what chemicals, methods and equipment you used on them who did the treatment, when and which area or equipment was treated, and what precautions you took to prevent contamination of organic products. <p>For example, if you plan to use pyrethrum as a spray or fog to control insects:</p> <ul style="list-style-type: none"> if product is unpackaged, remove all organic products from the area to be treated and you will not put organic products back into the treated area for at least 24 hours after
---	---

the treatment

- if product is in sealed packaging it can remain, but additionally wrap the product with impermeable layer and not remove the wrapping for at least 24 hours after the treatment
- you will clean all product contact surfaces in the area (using methods allowed in Soil Association standards), after the treatment and before you process or store organic product there again
- provide evidence that these measures were undertaken.

Please note that some products have a long residual activity and must only be used in such a manner that the residues will not contaminate the organic product. For example, if you plan to use products that migrate easily, or have longer residual activity such as synthetic pyrethroids, organo-phosphorous, carbamate or organo-chlorine compounds then you must implement additional safeguards to prevent migration or contamination.

Rodenticides must be used only in tamper-proof bait stations and in places where there is no risk of contaminating products.

If you use pest control treatments in areas not used for organic production or storage, you must still assess the risk of contamination and take appropriate preventative measures.

You should make your pest control contractor aware that your unit is handling organic products and that you must comply with pest control procedures in section 18.11 of Soil Association standards.

Control methods in organic areas

Control methods which are appropriate for use in organic areas include, but are not limited to:

- desiccant dusts such as diatomaceous earth and amorphous silica, preferably from naturally occurring sources
- electric flying insect control units, with shatterproof tubes that are positioned and cleaned correctly
- tamper resistant bait stations that contain legally approved pesticides

- sticky boards for insects
- humane electronic rodent repellents such as floor mats

GB 18.12 Transport, dispatch and receipt of goods

What is this chapter about?

This section details all the standards that need to be met for the transport, dispatch and receipt of organic products.

Standards

Guidance

GB 18.12.1 Collection of products and transport to preparation units


If you are collecting organic and non-organic products at the same time, you must have measures in place to prevent any possible mixing or exchanges and you must be able to clearly identify the organic products. Your collection records need to indicate the collection days, hours, collection circuit and the time and date when products were received.

(EC) 889/2008 Art. 30


-  Collection records

GB 18.12.2 Labelling & transporting products

1. If you send an organic product to another company, including retailers, wholesalers and other licensees for further processing, packing or re-labelling then you must:
 - a) ensure it is transported in a way that would prevent substitution.
 - b) label it clearly, either on the product or on accompanying documentation undeniably linked to it so that the recipient can easily identify:
 - (i) the product and its organic status
 - (ii) the name and address of the operator, and, if different, the seller or owner of the product
 - c) include your certification code, traceability code and %

-  If you are transporting whole carcasses, or quarters without any packaging, the contact surfaces in the vehicle being used must be fully cleaned and rinsed according to standard 18.10.1. The information listed in point 1, must be shown either on the luggage tag/label, or on the delivery documentation. If it is shown on the documentation, then there must be a clear link between the documentation and the carcass/quarters. For example, the uses of ear tag numbers or batch codes on both. This also applies if you are labelling or transporting bulk product i.e. boxed chickens or trays of primals.

Where possible, unpacked carcasses or quarters should be transported in a dedicated vehicle. If this is not possible and the vehicle you are using also contains non-organic meat or other products then you must ensure that the requirements for adequate separation are met, as detailed in standard 18.12.1.


<p>organic content of the product (if less than 95%). If this information is provided on the accompanying documentation, it must also include information on the supplier and/or transporter.</p> <p>2. You do not need to use closed packaging, containers or vehicles if:</p> <ol style="list-style-type: none"> transportation is between two organically certified operators products are accompanied by a document containing the information required in point 1b above both the sending and receiving operators keep records of the transportation. <p style="text-align: right;"><i>(EC) 889/2008 Art. 31(1)(2)</i></p>	
<p>GB 18.12.3 Receiving organic products</p> <p>When you receive an organic product you must check, upon delivery that the product is labelled according to standard 18.12.2 above and packed appropriately so that it cannot be mistaken or mixed up with other products. You must crosscheck that the label on the product matches the information on the accompanying documents and provide an account of how you check goods upon receipt.</p> <p style="text-align: right;"><i>(EC) 889/2008 Art. 33; Art. 66(1)(2)</i></p>	<p>When receiving goods from other units or operators you need to have a system in place for checking the organic status of the products and have records to show these checks are always made.</p> <p> Please see the record keeping standards (18.7) for details of the information you will need to record.</p> <p>If you cannot be sure about the organic status of a delivery, for example if information is missing or incorrect, you will need to either:</p> <ul style="list-style-type: none"> • get written confirmation from the supplier • send it back • sell it as non-organic • use it in non-organic products.

<p>GB 18.13 Storage of products</p>	
<p>What is this chapter about?</p>	
<p>This section details the standards for storing and handling organic products.</p>	
<p>Standards</p>	<p>Guidance</p>
<p>GB 18.13.1 General separation</p>	<p>Demonstrate that your organic products are clearly identified and separated for non-organic</p>

<p>You must manage your organic storage areas and containers in such a way to avoid any mixing with or contamination from products or substances that we do not allow in these standards. Your organic storage areas, containers and products must be clearly identifiable at all times.</p> <p style="text-align: right;"><i>(EC) 889/2008 Art.35(1)</i></p>	<p>products or substances not permitted in these standards. Examples include, but are not limited to:</p> <ul style="list-style-type: none"> • Hanging organic and non-organic meat on separate rails, or leaving adequate space between them on a single rail. • Labelling carcasses with the word ‘organic’ on luggage tags. • Labelling and hanging organic offal as soon as they are removed from the carcass, to ensure they are not mixed up with non-organic. <p>Describe in your procedures how you avoid any mixing or contamination from products or substances not permitted in these standards. Also refer to the ‘preserving organic integrity’ section 18.9, for details of contamination, and products and substances we do not allow.</p>
<p>GB 18.13.2 Handling and separating organic and non-organic products</p> <p>1. When you use the same equipment and premises to store and handle both organic and non-organic products you must:</p> <ol style="list-style-type: none"> a) minimise the risk of mixing organic products with other products and foodstuffs by clearly identifying and separating them during the production process, and b) effectively clean equipment and storage areas used to handle or store non-organic products before handling or storing organic products. <p style="text-align: right;"><i>(EC) 889/2008 Art.35(4); 26 (3)</i></p>	<p>Also refer to the ‘preserving organic integrity’ section 18.9 and ‘cleaning’ section 18.10 for details of contamination and products and substances we do not allow.</p>


<p>GB 19 Specific standards for abattoirs and slaughter</p>	
<p>GB 19.1 Animal welfare</p>	
<p>Standards</p>	<p>Guidance</p>

<p>GB 19.1.1 Maintaining good animal welfare</p> <ol style="list-style-type: none"> 1. You must ensure your husbandry practices and housing, including stocking densities, meet your animals species-specific developmental, physiological and behavioural needs at all time. 2. The persons looking after your animals must possess the necessary knowledge and skills to satisfy this standard. 3. Any suffering must be kept to a minimum during the entire life of the animal, including at the time of slaughter. <p><i>(EC) 834/2007 Art. 5(h); Art. 14(1)(b)(i)(iii)(viii)</i></p>	<p>Regularly assess your animals to ensure their health and welfare and watch for signs of distress, disease and injury. Routine monitoring of the welfare of your animals will allow you to recognise problems and identify areas for improvement. If you would like more information and support on monitoring the welfare of your animals see the AssureWel website or contact Producer Support or the Certification Team.</p> <p>If you find a welfare problem prompt action must be taken and the effectiveness of which must be reviewed and altered if necessary.</p>
<p>Summary of key statutory welfare requirements</p> <p><i>The welfare of animals during the slaughtering process is paramount. The handling, stunning and slaughter of animals must comply with the statutory requirements of EC Regulation 1099/2009 on the Protection of Animals at the Time of Killing and The Welfare of Animals at the Time of Killing Regulations 2014 (WATOK).</i></p> <p><i>All operators must prepare and implement Standard Operating Procedures (SOPs) for killing and all operations involving live animals. The management systems and SOPs in place must ensure that animals are spared any avoidable pain, distress or suffering at any stage of the slaughter process.</i></p> <p><i>All persons working with live animals at any stage of the slaughtering process from the lairage, restraining, stunning, slaughtering or killing, pithing, shackling or hoisting, and bleeding of any animal that is not dead are required to hold an approved Certificate of Competence (CoC).</i></p> <p><i>At least one Animal Welfare Officer (AWO) must be appointed for every slaughterhouse slaughtering over 1000 livestock units of mammals or 150,000 birds or rabbits per year. The AWO is responsible for ensuring that the welfare of animals is protected and promoted at all times and for ensuring the operator complies with the slaughter regulations.</i></p>	
<p>Guides to good practice</p> <p><i>In accordance with Council Regulation (EC) No. 1099/2009 good practice guides have been developed by industry and have been validated by the Competent Authority (in the UK this is Defra). Examples include guides by the British Poultry Council and British Meat Processors' Association.</i></p> <p><i>The Humane Slaughter Association also has up-to-date technical guides and can provide advice on all aspects of animal handling, transport, slaughter and killing.</i></p>	
<p>GB 19.2 Arrival and unloading of animals</p>	
<p>Standards</p>	<p>Guidance</p>
<p>GB 19.2.1 Transport and handling</p> <ol style="list-style-type: none"> 1. You must minimise any stress and suffering during handling and transport. 2. The duration of transport must be minimised. 	<p>The welfare of animals in transport is the responsibility of the producer, or the haulier as a sub-contractor of the producer. Once they enter the curtilage of the slaughterhouse, welfare becomes the joint responsibility of the producer and the slaughterhouse. After unloading, their welfare is the responsibility of the slaughterhouse.</p>

<p>3. You must not tranquilise any of your livestock before or during transport.</p> <p style="text-align: right;">(EC) 834/2007 Art. 14(1)(b)(vii)(viii) (EC) 889/2008 Art. 18(4)</p>	<p>A planned arrival system will ensure that the animals are unloaded as soon as they arrive at the abattoir. You should be able to demonstrate that you liaise with farmers and transporters to make sure the animals leave the farm and arrive at the abattoir on time. You should aim to keep the waiting time as short as possible.</p> <p> The welfare of animals at transport is protected by law. Information on the legal requirements in the UK can found here.</p> <p>The export out of the UK or other unnecessary long distance transport of organic animals is not compliant with this standard. For example, you cannot transport organic animals long distances for slaughter when a suitable slaughter facility is available closer to your farm.</p>
--	---

Summary of key statutory welfare requirements
Slaughterhouses must have suitable equipment and facilities for unloading animals. Animals must be carefully unloaded from vehicles as soon as possible after they arrive. The welfare and health of animals must be assessed upon arrival in order to prioritise those animals with specific welfare needs. If an animal has been injured during transportation and cannot be unloaded without causing it pain, it must be humanely killed or slaughtered on the vehicle, using an appropriate emergency method.

GB 19.3 Lairaging animals	
Standards	Guidance
<p>GB 19.3.1 Separating and identifying organic livestock</p> <ol style="list-style-type: none"> 1. Organic livestock must be kept separate from other livestock. 2. You must not tether or isolate livestock unless it is for a limited period of time, and in so far as this is justified for safety, welfare or veterinary reasons. <p style="text-align: right;">(EC) 834/2007 Art. 14(1)(b)(v)(vi)</p>	<p>In the lairage you will need to label pens holding organic animals to show that the animals are organic. You must not mix organic and non-organic animals in the same pen or in the slaughter area.</p> <p>If animals have been delivered together, they should be penned in their social groups. Horned cattle are not necessarily fractious and therefore it may be better to keep them in their identified social groups with sufficient extra space.</p>

<p>GB 19.3.2 Identification of livestock You must identify your livestock at all stages of their production, preparation, transport and marketing using techniques adapted to each species. This must be done individually in the case of large mammals and individually or by batch in the case of poultry and small mammals.</p> <p style="text-align: right;"><i>(EC) 889/2008 Art. 75</i></p>	<p>The methods you use to identify your livestock must meet the legal requirements of country. In GB you must follow Defra requirements.</p>
<p>GB 19.3.3 Feeding organic livestock Organic livestock must only be fed organic feed.</p> <p style="text-align: right;"><i>(EC) 834/2007 Art. 14(1)(d)(ii)</i></p>	<p> If animals are likely to be held longer than 12 hours in the lairage you will need to have organic feed available. If you do not have access to organic feed ask the producer in advance to bring feed along with the animals. Evidence must be kept to prove organic status of feed given. Acceptable evidence could include:</p> <ul style="list-style-type: none"> • Records on pen signs or livestock intake forms detailing when organic feed was given. • Copies of invoices/delivery docs, for organic feed you have purchased. • Written contracts with farmers confirming they will always provide their own organic feed, when required. • Evidence of organic feed being stored on site.
<p>Summary of key statutory welfare requirements <i>Animals not taken directly to the place of slaughter must be lairaged. Animals should be lairaged for as short a time as possible and slaughtered without undue delay. Every animal should be protected from adverse weather conditions and provided with adequate ventilation. Every animal kept in the lairage must have enough space to stand up, lie down and turn around without difficulty.</i></p> <p><i>Water must always be available to all animals in the lairage. Any animal that has been on the site for 12 hours or more must be provided with food, for organic animals this must be organic feed. If animals are kept in the lairage for more than 12 hours, they must be given bedding (such as straw), or equivalent material (such as rubber slats), suitable to the species of animals, their number and what they are accustomed to.</i></p> <p><i>The condition and state of health of every animal must be inspected at least every morning and evening by a competent person. Any animal judged to be experiencing pain for any reason must be slaughtered immediately. Animals that are unable to walk must not be moved or made to move, but must be killed where they are.</i></p>	

GB 19.4 Handling and moving animals	
Standards	Guidance

<p>GB 19.4.1 Use of electric goads is prohibited Loading and unloading animals must be carried out without the use of any type of electrical stimulation to coerce the animals. (EC) 889/2008 Art. 18(4)</p>	<p>In GB, as interpreted by the competent authority, the use of electric stimulation to coerce animals at any stage of organic production is prohibited.</p>
---	--

Summary of key statutory welfare requirements
Animals must always be moved with care and using as little force and noise as possible. No person may strike or kick animals or handle them in any way that would cause them pain or suffering. If handling aids are used, contact with animals should be avoided.

GB 19.5 Stunning and killing equipment								
Standards	Guidance							
<p>GB 19.5.1 Animals must always be pre-stunned Animals must not be slaughtered without pre-stunning. (EC) 834/2007 Art. 3; 14 (b) (viii)</p>	<p>The judgment of the Court of Justice of the European Union of 26 February 2019 found that the requirements of EC Regulation 834/2007 Articles 3 and 14 (b)(viii) would not authorise slaughter without pre-stunning as that would not be minimising suffering.</p> <p>The permitted stunning methods and specific requirements for their operation are set out in Annex I of EC Regulation 1099/2009. These must be adhered to ensure animals are effectively stunned.</p> <p>The exception is electrical water bath stunning of chickens. If chickens are stunned using this method frequencies greater than 800 Hz, even at 200 Ma, must not be used.</p> <p>This is because available research suggests that frequencies greater than 800 Hz (EC Regulation 1099/2009 permits frequencies up to 1500 Hz) sometimes fail to effectively stun chickens. Based on available research, it may be preferable to use 50 - 200 Hz, maximum, for chickens and perhaps even for turkeys. The table below produced by the Humane Slaughter Association, sets out additional suggestions for good practice electrical parameters.</p>							
	<table border="1"> <thead> <tr> <th data-bbox="974 1316 1422 1348">Waveform & frequency (Hz)</th> <th data-bbox="1422 1316 1803 1348">Chickens</th> <th data-bbox="1803 1316 2166 1348">Ducks</th> </tr> </thead> <tbody> <tr> <td data-bbox="974 1348 1422 1390">50– 199 Hz (Sine AC)</td> <td data-bbox="1422 1348 1803 1390">100 mA</td> <td data-bbox="1803 1348 2166 1390"></td> </tr> </tbody> </table>	Waveform & frequency (Hz)	Chickens	Ducks	50– 199 Hz (Sine AC)	100 mA		
Waveform & frequency (Hz)	Chickens	Ducks						
50– 199 Hz (Sine AC)	100 mA							

	200 Hz (Sine AC)	150 mA	
	400 Hz (Sine AC)	200 mA	
	50 Hz (Square AC)		170 mA*
	* It is possible that ducks and geese may require greater current amplitude for sine and square wave frequencies up to 200 Hz but scientific evidence is lacking. Unit for current given as root mean square.		

Summary of key statutory welfare requirements

Any method of stunning used must cause an animal to lose consciousness immediately without distress and remain unconscious until the animal has died from blood loss. The WATOK and EC Regulation 1099/2009 stipulate the permitted methods of stunning or killing animals and lays down specific requirements for their operation. All animals must be bled without delay after being stunned. To ensure that the loss of consciousness and sensibility is maintained until the death of the animal a maximum stun-to-stick interval of:


- *15 seconds is recommended for all pigs, sheep and goats*
- *60 seconds is recommended for cattle when using penetrative captive-bolt*

All operators must implement appropriate monitoring procedures to ensure that regular checks on restraining and effectiveness of stunning are being carried out on each slaughter line and for each species being slaughtered. The frequency of the checks must take into account the main risk factors and the procedure must detail what the corrective action should be if stunning fails.

GB 19.6 General manufacturing

What is this chapter about?

This chapter covers the basic requirements that must be met by all licensees involved in manufacturing organic products.

Standards	Guidance
<p>GB 19.6.1 Ensuring organic integrity To ensure organic integrity you must:</p> <ul style="list-style-type: none">a) Have procedures to maintain the organic integrity of your products, from buying raw materials to goods out, and which also ensure that non-organic products are not produced or sold as organic.b) Always work to the principles of good manufacturing practice for your sector of the food industry. <p style="text-align: right;"><i>(EC) 889/2008 Art.26</i></p>	<p>Your procedures will need to cover all the critical processing steps in the manufacture of your products. This includes making sure staff are fully trained for the tasks they carry out and understand the importance of maintaining organic integrity.</p> <p> Please also refer to the standards on contamination (section 18.9), cleaning (section 18.10) and record keeping (section 18.7) as these are all related to ensuring organic integrity.</p>
<p>GB 19.6.2 General production methods</p> <ul style="list-style-type: none">1. Organic food must be produced with care and preferably with the use of biological, mechanical and physical methods.2. Use of permitted food additives, non-organic ingredients, micronutrients and processing aids must be kept to a minimum and only used where necessary.3. Substances and processing methods which could mislead consumers about the true nature of a product must not be used. <p style="text-align: right;"><i>EC 834/2007 Art. 6(b)(c)(d) Art. 19 (3)</i></p>	<p>If you further process meat, refer to the food and drink standards for details of permitted non-organic ingredients, processing aids and additives.</p>
<p>GB 19.6.3 Prohibited techniques Techniques must not be used to modify or restore attributes lost during the processing or storage process.</p> <p style="text-align: right;"><i>(EC) 834/2007 Art. 19(3)</i></p>	<p>You can only use substances, re-constitution techniques, additives and processing aids in ways allowed by the law and by these standards.</p>

GB 19.6.4 Processing organic and non-organic

1. If you process organic and non-organic products, either using the same equipment or at the same site, you must:
 - a) assess the risk of contamination and mixtures or exchanges, and put in place controls to avoid those risks
 - b) process and store organic products separately, in time or space, from non-organic products
 - c) ensure that the cleaning of your facilities and equipment is sufficient to remove residues of non-organic product before you start processing
 - d) finish the whole run of organic products before you start to process non-organic products
 - e) keep a record of all organic and non-organic operations and the quantities processed.

(EC) 834/2007 Art. 19(1)

(EC) 889/2008 Art. 26(5)

There are many ways in which you can ensure separation of organic and non-organic at your facility and as each business is unique it is your responsibility to ensure you have systems and procedures in place that are right for you and your business.

Some businesses may have dedicated organic production days, following a thorough clean down of equipment, whereas others may judge it best to carry out organic processing first thing in the morning followed by non-organic production. The important thing is that you manage risk in such a way that is appropriate for your operation. Examples of controls include:

- Hanging organic and non-organic meat on separate rails, or leaving adequate space between them on a single rail
- Including suitable traceability information and the word 'organic' on luggage tags
- Cutting and packing organic meat in a continuous batch, using separate equipment or following a full clean down
- Labelling and hanging organic offal as soon as they are removed from the carcass, to ensure they are not mixed up with non-organic

Please also refer to the standards on storage (section 18.13), contamination (section 18.9) and cleaning (section 18.10).

<p>GB 19.6.5 Using organic and non-organic versions of the same ingredients You must not use organic and non-organic versions of the same ingredient in the same product. <i>(EC) 834/2007 Art. 18(2); Art. 19(2)(d); Art. 20(2)</i></p>	<p>This also applies to products made with less than 95% organic ingredients.</p>
<p>GB 19.6.6 Irradiation You must not use ionising radiation for the treatment of organic food or feed or for the treatment of raw materials used in organic food or feed. <i>(EC) 834/2007 Art. 10</i></p>	<p>This standard applies to all ingredients used in organic products – including ingredients you buy in and non-organic ingredients.</p> <p>Ionising radiation occurs at frequencies that are potentially responsible for cell damage. Ionising radiation is defined as: the transfer of energy in the form of particles or electromagnetic waves of a wavelength of 100 nanometers (nm) or less or a frequency of 3×10^{15} Hertz or more, capable of producing ions directly or indirectly.</p> <p>You may use ultraviolet radiation (UV light), provided it has a wavelength of 100nm to 400nm for:</p> <ul style="list-style-type: none"> • water treatment • surface sterilisation of products • to treat mould growth on the surface of dough and baked goods • to treat fruit and vegetable juice as an alternative to pasteurisation. <p>The prohibition of ionising radiation does not apply in the case of:</p> <ul style="list-style-type: none"> • foodstuffs exposed to ionising radiation generated by measuring or inspection devices, provided that the dose absorbed is not greater than 0.01 Gy for inspection devices which utilise neutrons and 0.5 Gy in other cases, at a maximum radiation energy level of 10 MeV in the case of X-rays, 14 MeV in the case of neutrons and 5 MeV in other cases • the irradiation of foodstuffs which are prepared for patients requiring sterile diets under medical supervision.