



**Organic Standards for Northern Ireland
Food and drink**

Version 1.8 – published on 18 May 2026

Contents

Introduction.....	3
Guide to using these standards	4
NI 5.0 General standards for organic food and drink	5
NI 5.1 Scope	5
NI 5.2 Objectives and principles	7
NI 5.3 Becoming Soil Association certified	9
NI 5.4 Your obligations when certified	13
NI 5.5 Inspections	16
NI 5.6 Non-compliance with the standards	18
NI 5.7 Record keeping	23
NI 5.8 General labelling	25
NI 5.9 Making claims on your labels	34
NI 5.10 Labelling in specific scenarios	35
NI 5.11 Preserving organic integrity	36
NI 5.12 Cleaning	39
NI 5.13 Pest control.....	44
NI 5.14 Transport, dispatch and receipt of goods.....	46
NI 5.15 Storage of products	48
NI 6.0 Specific standards for food and drink	49
NI 6.1 General manufacturing.....	49
NI 6.2 Specific processing requirements.....	52
NI 6.3 General composition.....	54
NI 6.4 Additives and processing aids.....	57
NI 6.6 Other ingredients	69
NI 6.7 Derogations	75
NI 6.8 Importing	76
NI 6.9 Organic wine	87

Introduction

The EU Organic Regulation standards put the principles of organic production into practice. These organic standards encompass *EU Regulations 2018/848 and subsequent implementing and delegated acts* (referenced throughout as the EU Organic Regulation). These regulations are the legal basis for the control of organic farming, food processing and organic labelling within the EU.

Northern Ireland has remained in the EU single market and continues to follow EU rules on customs requirements and the regulation of agri-food products, including the EU organic Regulation. If you are in Northern Ireland, for the purpose of the EU organic regulation requirements, you need to apply these standards as if part of the EU. If you bring in products from EU member states you will not need importing on the scope of your organic license, however, if you bring products from the other parts of the UK or non-EU countries you will need to meet the importing requirements.

Each standard has a reference which tells you which part of the EU Organic Regulation it refers to.

Businesses across the world can become certified to the EU equivalent organic standards. A 'competent authority' is authorised by EU Member States to make rulings on organic legislation. In Northern Ireland the competent authority is NICA (Northern Ireland Competent Authority). The certification body that is appointed by the Soil Association to inspect and certify to Soil Association EU Equivalent Organic Standards in the UK is Soil Association Certification. Throughout these standards 'your certification body' refers to Soil Association Certification. For further definitions, please refer to the separate [Glossary](#) document on our website.

The EU Organic Regulation does not cover processing of non-food crops such as for textiles and cosmetic products and certification of inputs.

The Soil Association offers standards for areas not covered by the EU Organic Regulation. These include:


- [textiles](#)
- [cosmetics](#)


Please contact us if you would like more information or visit [our website](#).

Guide to using these standards

The standards are listed in the column on the left. Where necessary, guidance is provided in the column on the right, with a grey background to differentiate it from the standard.


- Each standard is referenced with the relevant article/s of the EU Organic Regulation.

 This symbol shows where you need to keep a record to demonstrate that you are meeting the standard. The specific requirements for the records will be detailed in the standard or guidance.

 This symbol shows where additional relevant information is provided.

What is guidance?

Guidance provides supplementary information to the standards which explains how compliance will be assessed. It tells you where and how to provide the information required, for example through record keeping or demonstration at your inspection. The guidance may also provide examples of actions and measures to help you demonstrate compliance, and links to best practice guides and information.

EXAMPLE Standards	EXAMPLE Guidance
<p>NI 6.6.6 Water Water that you use as an ingredient must be potable (fit for drinking) (EC) 2018/848 Annex II Part IV (2.2.2)</p>	<p>You will need to demonstrate that the water you use is potable. Potable water is defined by the EU Drinking Water Directive (98/83/EC). In the UK, this is transposed into The Water Supply (Water Quality) Regulations 2016.</p> <p> If you are using mains water you can demonstrate that your water is potable by indicating your water supplier on your product specification form. If your water is from a bore hole, demonstrate how you ensure it is potable by retaining copies of your water quality test results.</p>

The relevant part of the EU Organic Regulation is referenced here

The R symbol shows which records you need to keep to demonstrate that you meet this standard

NI 5.0 General standards for organic food and drink

NI 5.1 Scope

Standards

NI 5.1.1 Scope of the standards

1. The standards in this document set out the rules that must apply for all stages of production, preparation, labelling, importing, exporting and distribution in order for products to be labelled and marketed as organic in Northern Ireland and the EU. The organic regulation covers products originating from agriculture, including aquaculture and beekeeping:
 - a) live or unprocessed agricultural products, including seeds and other plant reproductive material; (refer to separate standards document for farming, growing and plant reproductive material)
 - b) processed agricultural products for use as food
 - c) feed. (Refer to separate feed standards document)
 - d) certain other products closely linked to agriculture:
 - Yeasts used as food or feed,
 - maté, sweetcorn, vine leaves, palm hearts, hop shoots, and other similar edible parts of plants and products produced therefrom,
 - sea salt and other salts for food and feed (Salt production standards are under development by the EC)
 - silkworm cocoon suitable for reeling,
 - natural gums and resins,
 - beeswax,
 - essential oils,
 - cork stoppers of natural cork, not agglomerated, and without any binding substances,
 - cotton, not carded or combed,
 - wool, not carded or combed,
 - raw hides and untreated skins,

Guidance

Food supplements are covered by the scope of these standards. A food supplement is defined under EC Directive 2002/46/EC as: ‘food supplements’ means foodstuffs the purpose of which is to supplement the normal diet and which are concentrated sources of nutrients or other substances with a nutritional or physiological effect, alone or in combination, marketed in dose form, namely forms such as capsules, pastilles, tablets, pills and other similar forms, sachets of powder, ampoules of liquids, drop dispensing bottles, and other similar forms of liquids and powders designed to be taken in measured small unit quantities;’

Tinctures that are classed as food products are also covered by the scope of these standards.

Medicinal products, and tinctures classed as medicinal products, are not covered by the scope of these standards. Medicinal products must have no indication on their labels that they comply with the Organic Regulations as this regulation relates to food and excludes medicinal products. This means the EU organic logo and certifiers certification code may not be used. If you are unsure as to whether your product is classed as a medicinal product contact the Medicines and Healthcare Products Regulatory Agency (MHRA) for advice <https://www.gov.uk/guidance/contact-mhra>

If you are unsure whether the activity you are carrying out requires certification, please [contact us](#).

For standards regarding Aquaculture and Seaweed, Farming and Growing, and Feed Processing, please visit our [website](#).

The scope of these standards does not include catering.

<p>- plant-based traditional herbal preparation</p> <p>2. You must ensure you comply with all other relevant EU legislation. <i>(EC) 2018/848 Art. 1(1); Art. 9 (1); Art. 19 (1)</i></p>	
<p>NI 5.1.2 Products from hunting and fishing of wild animals Products from the hunting and fishing of wild animals cannot be sold as organic. <i>(EC) 2018/848 Art. 3</i></p>	

NI 5.2 Objectives and principles

What is this chapter about?

This section details the principles on which these organic standards are based. Organic is a 'whole system' approach to farming and food production. It recognises the close interrelationships between all parts of the production system from the soil to the consumer. This comprehensive set of organic principles guides our work and our standards.

Standards	Guidance
-----------	----------

NI 5.2.1 General principles of organic production

An organic production system must meet the following principles and objectives:

1. To produce food of high quality and in sufficient quantity by the use of processes that do not harm the environment, human health, plant health or animal health and welfare.
2. To work within natural systems and cycles at all levels, from the soil to plants and animals, and contribute to the protection of the environment and the climate.
3. To maintain the long-term fertility and biological activity of soils.
4. To contribute to high animal welfare standards and, in particular, to meeting animals' species-specific behavioural needs.
5. To respect regional, environmental, climatic and geographic differences and the appropriate practices that have evolved in response to them.
6. To maximise the use of renewable resources and recycling.
7. To design and manage organic systems which make the best use of natural resources and ecology to prevent the need for external inputs. Where this fails or where external inputs are required, the use of external inputs is limited to organic, natural or naturally derived substances.
8. To limit the use of chemically synthesised inputs to situations where appropriate alternative management practices do not exist, or natural or organic inputs are not available, or where alternative inputs would contribute to unacceptable environmental impacts.
9. To exclude the use of soluble mineral fertilisers.

<ol style="list-style-type: none"> 10. To foster biodiversity and protect sensitive habitats and landscape features, such as natural heritage sites. 11. Substantially contributing to a non-toxic environment. 12. To use preventative and precautionary measures and risk assessment when appropriate. 13. To exclude the use of GMOs and products produced from or by GMOs with the exception of veterinary medicinal products. 14. Encouraging short distribution channels and local production. 15. Encouraging the preservation of rare and native breeds in danger of extinction. 16. Contributing to the development and use of plant genetic material adapted to the specific needs and objectives of organic agriculture, including the use of organic heterogeneous material and varieties suitable for organic production. 17. Fostering the development of organic plant breeding activities in order to contribute to favourable economic perspectives of the organic sector. 18. Ensuring the integrity of organic production at all stages of the production, processing and distribution of food and feed. 19. The exclusion from the whole organic food chain of animal cloning, rearing artificially induced polyploid animals, and ionising radiation <i>EC) 848/2018 Art. 4; Art. 5</i> <i>(EC) 848/2018 Annex II Part I 1.9.2</i> <i>(EC) 848/2018 Art. 24 (5)</i> 	
<p>NI 5.2.2 Specific principles for the processing of organic food In addition to the overall organic principles set out in standard 5.2.1, the processing of organic food must be based on the following specific principles:</p> <ol style="list-style-type: none"> 1. The production of organic food from organic agricultural ingredients. 	

<ol style="list-style-type: none"> 2. The restriction of the use of food additives, of non-organic ingredients with mainly technological and sensory functions and of micronutrients and processing aids, so that they are used to a minimum extent and only in case of essential technological need or for particular nutritional purposes. 3. The exclusion of substances and processing methods that might be misleading regarding the true nature of the product. 4. The processing of food with care, preferably with the use of biological, mechanical and physical methods. 5. the exclusion of food containing, or consisting of, engineered nanomaterials. <p style="text-align: right;"><i>(EC) 2018/848 Art. 7</i></p>	
---	--

<h2 style="color: #4F81BD;">NI 5.3 Becoming Soil Association certified</h2>	
<p>What is this chapter about? This chapter explains which activities require certification and how you can certify your business to the EU Organic Regulation equivalent standards.</p>	
Standards	Guidance
<p>NI 5.3.1 Certifying your business To become certified to these organic standards you must have a certification contract with an independent, accredited certification body and comply with all relevant organic standards for your organic activity.</p> <p style="text-align: right;"><i>(EC) 2018/848 Art. 34 (1)</i></p>	<p>Businesses across the world can become certified to standards that meet the EU Organic Regulation requirements. In NI, NICA is the competent authority, they have delegated some control tasks to accredited organic certification bodies. The certification body that is appointed by the Soil Association to inspect and certify to the standards in the UK is Soil Association Certification.</p> <p>Additionally, Soil Association Certification is accredited by IOAS (International Organic Accreditation Service) and authorised to offer organic certification in specific countries outside the EU for certain types of products. Please contact Soil Association Certification for more details.</p> <p>You must comply with all Applicable laws, and Qualifying Standards, including any conditions detailed in any non-compliances. Please refer to your organic client contract for more details.</p>

<p>NI 5.3.2 Activities that require certification</p> <ol style="list-style-type: none"> 1. In the UK and EU all stages of the organic supply chain must hold organic certification. 2. Before placing any products on the market as ‘organic’ or ‘in-conversion’ your business must be certified to produce, process, package, store, label, import, export, distribute, wholesale, or act as the first consignee for imported products, and any other activities that require the physical or financial ownership of organic or in-conversion products or ingredients. 3. You do not need certification if you only sell organic products directly to the final consumer or user provided that you do not produce, prepare, store organic products other than in connection with the point of sale, or import such products from a third country or subcontract out such activities to another operator. In other EU countries certification may be required for these activities. <i>(EC) 2018/848 Art. 34 (1)(2)(3)</i> 	<p>Without adequate certification at each stage of the supply chain, the products may lose their organic status. If you are unsure whether the activity you are carrying out requires certification, please contact us.</p> <p>‘Placing on the market’ is defined as: ‘the holding of food or feed for the purpose of sale, including offering for sale or any other form of transfer, whether free of charge or not, and the sale, distribution, and other forms of transfer themselves’ Regulation (EC) No 178/2002; Art.8.</p> <p>You need certification if you manufacture, trade, wholesale, distribute, store, break down, pack, repack, re-label or process organic materials out of sight of the final customer. This includes (this is not an exhaustive list):</p> <ul style="list-style-type: none"> • wholesaling and storing products only, both packed and loose • collecting bulk products from many points, for example milk haulier • supplying ingredients to others to process for you buying and selling organic product – ‘placing on the market’ • food service • on-farm processing and packing • importing organic products from outside NI or the EU • first consignees of organic product from outside NI or the EU), and • seed and animal feed mills. <p>For more information on the certification requirements for importing and exporting please refer to the importing standards (see section 6.8).</p>
<p>NI 5.3.3 Organic certificate</p> <ol style="list-style-type: none"> 1. You must not make reference to organic or in-conversion without a valid certification document that shows that your activity complies with these organic standards. 2. Certification documents are issued once Soil Association Certification has inspected your organic activity and they are satisfied that your activity meets organic standards. The certification document will list all the crops, livestock and/or 	<p>Soil Association Certification will issue licensees with the following documentation:</p> <ul style="list-style-type: none"> • An annual certificate with valid from and to dates, your name, address and licence number. • A Trading Schedule with your certified products and status. • For producers, an Information Schedule listing your licensed enterprises, holdings and fields.

<p>products you are certified to produce, process, package, store, label, import, export, and/or sell as organic.</p> <p>3. The certificate may be in electronic format.</p> <p>4. You are not entitled to obtain a certificate from more than one control body for the same category of products in the same country. This includes at different stages of production, preparation and distribution.</p> <p style="text-align: right;"><i>(EC) 2018/848 Art. 35 (1)(2)(4)(5)</i> <i>(EC) 2018/848 Art. 39</i></p>	<p>If you are a farmer with animals and/or land in conversion, these will be shown as ‘in-conversion’ on your Trading Schedule. Once they have gone through the relevant conversion period they will be shown as ‘organic’ on your Trading Schedule and you can start trading as organic.</p> <p>Annual renewal of your licence is linked to you continuing to meet the relevant standards and payment of the relevant renewal fee. Within a year of your original application date we will send you a renewal invoice.</p> <p>Annual renewal of your licence is linked to you continuing to meet the relevant standards and payment of the relevant renewal fee. Within a year of your original application date we will send you a renewal invoice.</p> <p>The categories are as follows:</p> <ul style="list-style-type: none"> (a) unprocessed plants and plant products, including seeds and other plant reproductive material; (b) livestock and unprocessed livestock products; (c) algae and unprocessed aquaculture products; (d) processed agricultural products, including aquaculture products, for use as food; (e) feed; (f) wine; (g) other products listed in Annex I to this Regulation or not covered by the previous categories. <p style="text-align: right;"><i>2018/848 Article 35.7</i></p> <p>Examples: An egg producer who also packs eggs, or a grower who also packs the produce could not have certification with 2 different certification bodies. This is because both the production and the packing would be classed as category A products (unprocessed).</p>
--	---

An egg producer who then processes the eggs into mayonnaise could have certification with different certification bodies as the egg production would fall under category A and the processing under category B.

If you wish to add a new product to your license you will need to complete a product specification form – refer to standard 6.3.1 (Composition of requirements for all products) for details.

Contact us if you need to add a new enterprise to your license – refer to standard 5.4.1 for details.

Soil Association Certification

Since 1973 Soil Association Certification Limited (Soil Association Certification) has certified farm enterprises, foods and other products as organic. Soil Association Certification is a wholly owned subsidiary of the Soil Association charity. We are registered with NICA to certify organic food production and processing under the terms of EU Regulation No. 2018/848.

Certification bodies must be able to prove that they have the expertise, equipment, infrastructure and sufficient number of suitable qualified and experienced staff to carry out the task of certification. Soil Association Certification Limited is accredited and subject to an annual inspection by the United Kingdom Accreditation Service (UKAS) for UK licensees and IOAS for non-EU licensees.

To uphold organic integrity and in order to work efficiently, certification bodies are obliged to communicate and exchange relevant certification information about their licensees to control authorities and other certification bodies. This includes when:

- a) licensees change certification bodies,
- b) non-compliances are found,
- c) organic status of a products is lost, and
- d) certification is withdrawn.

Information

If you are interested in certifying your business, contact Soil Association Certification via:

Our website: www.soilassociation.org/certification/get-in-touch

Email: GoOrganic@soilassociation.org

Phone: 0117 914 2406

Post: Soil Association Certification, Spear House, 51 Victoria Street, Bristol, BS1 6AD

NI 5.4 Your obligations when certified

What is this chapter about?

This chapter explains your responsibilities and obligations when certified to these organic standards.

Standards

NI 5.4.1 Description of your activities

1. Before starting your organic enterprise, you must describe what practical measures you will take to ensure you will comply with these organic standards, and the relevant practical measures to be taken to ensure compliance with this Regulation. If you make any changes to your activity you must update your certification body accordingly.
 2. You must include a full description of your premises, units and activities including:
 - a) facilities used for reception, processing, packaging, labelling and storage of products before and after any processing operations, and
 - b) procedures for the transport of products.
- (EC) 2018/848 Art. 39*

Guidance

To help you meet this requirement we have created an application form that outlines the information we need from you.

You will need to have documentation that describes what you do. If you have a quality management system already, make sure these points are included within it.

Practical measures include ensuring staff are adequately trained, having written procedures in place for dealing with organic products, an adequate record keeping system, appropriate cleaning and hygiene, separation and identification of organic products, appropriate pest control, procedures to ensure only permitted ingredients and inputs are used for organic production.

If you make any significant changes to your activities, you must inform the certification team and make sure any relevant documentation is updated. Important changes are, for example, change of location of an activity, change of ownership, or change of contact person. Another important change is alteration of certified production which means that information previously submitted about the production is no longer correct.

You must let us know if and when you plan to expand into new areas. For example, if you currently store organic products and wish to start packing or processing them, if you want to start importing products or if you have an abattoir and you want to start processing burgers and sausages. Depending on what you're adding or expanding, we will need to update your certificates and you may need an additional inspection or licence.

NI 5.4.2 Subcontracted operations

If you plan to contract out part or all of your operation, please contact the certification team.

<p>If you subcontract out your organic activity, in part or whole, to a third party, they must hold their own organic certification, unless you remain responsible for that organic production and have not transferred that responsibility to the subcontractor, in which case those activities may be covered under the scope of your organic license. The information in 5.4.1 must also include:</p> <ul style="list-style-type: none"> a) a list of the subcontractors, including their activities and the certification body or authority that they are certified by b) a written agreement by the subcontractors that their operation will comply with the control measures required as part of organic certification, and c) details of all the practical measures taken to ensure and demonstrate full traceability of products. <p style="text-align: right;"><i>(EC) 2018/848 Art. 34 (3)(5)</i></p>	
<p>NI 5.4.3 Declaration</p> <p>You must sign a declaration stating that you:</p> <ul style="list-style-type: none"> a. have described your organic enterprise and activities as referred to in 5.4.1 accurately b. will perform your operations according to organic rules c. accept any enforcements in case of non-compliance d. inform the buyers of loss of status of your product e. accept exchange of information about your operation between different certification bodies or control authorities where in the event that subcontractors are subject to controls by different control authorities or control bodies. f. accept handing over information about your certification history when changing certification body or control authority g. will inform your buyer and certification body or control authority immediately in the event that a suspicion of non-compliance has been substantiated, that a suspicion of non-compliance cannot be eliminated, or that non-compliance that affects the integrity of the products in question has been established. 	<p>This is covered in the contract you sign when you apply for certification with us and the declaration you sign after every inspection.</p> <p>You must comply with the terms of the contract at all times.</p>

<p>h. in the case of withdrawing certification inform the certification body or control authority without delay</p> <p>i. accept that your Certification Body or control authority retains your certification history for a minimum of 5 years</p> <p>j. must inform the certification body of any changes to your activities.</p> <p style="text-align: right;"><i>(EC) 2018/848 Art.39 (1)(d)(iii)</i></p>	
<p>NI 5.4.4 Certification code</p> <p>1. Each certification body is issued with a unique certifier code.</p> <p>2. You must use this code if you are packing and labelling products yourself or if another Soil Association certified business in the UK is packing or labelling the product on your behalf.</p> <p style="text-align: right;"><i>(EC) 2018/848 Art. 32 (5)</i> <i>(EC) 2021/279 Art. 3</i></p>	<p>Please refer to the labelling sections 5.8 and 5.10 for more information on labelling requirements.</p> <p>In Northern Ireland, products produced or processed, the Soil Association certifier code is XI-ORG-05.</p>

NI 5.5 Inspections

What is this chapter about?

This chapter explains the certification and inspection process and details your obligations as a licensee and the obligations of the certification body during the inspection process.

Standards

NI 5.5.1 Inspection visits

1. A physical inspection of your organic certified activities must be carried out once per year. You may be subject to additional announced or unannounced inspections based on an assessment of risk.
 - a. Where no non-compliances affecting organic integrity have been raised in the last three years and no additional areas of risk have been raised by us you may have a reduced frequency of inspection. The period between two physical on-the-spot inspections shall not exceed 24 months.
 - b. Where a physical inspection does not take place an annual verification of compliance is still required where information and documentation will be requested.
2. You may also be inspected by your competent authority as part of their surveillance of our inspection procedures.

(EC) 2018/848 Art. 38 (2)(3)

Guidance

We may carry out additional inspections if:

- you wish to add a new enterprise to your licence
- you move to new premises
- we receive a complaint regarding your business
- it is necessary to inspect seasonal activity or at different times of year
- we need to inspect again to make sure you have corrected non-compliances
- you are selected as part of our additional inspection programme and/or our risk assessment of your operations suggests the need for this.

We may charge you for these additional inspections if they are needed because of non-compliances.

At least 10% of a certification body's inspections must be unannounced and 10% must be risk-based extra inspections. These are based on the general evaluation of the risk of non-compliance with the organic production rules, taking into account at least the results of previous controls, the quantity of products concerned and the risk for exchange of products.

NI 5.5.2 What happens at the inspection

1. At your inspection Soil Association Certification will:
 - a) verify that the description of your activities provided in your declaration is accurate
 - b) verify whether your activities are compliant with organic standards, and
 - c) compile an inspection report with any possible deficiencies and non-compliances found.

As part of closing the meeting your Inspector will explain any non-compliances found during your inspection and will ask you to sign a Declaration and explain the need to complete an *Action Summary Form* (usually left with you at the end of inspection) which lists the outcomes of the inspection. This includes any areas that do not comply with the standards and asks how you will correct them. It may also ask for extra information to complete the approval process.

You must respond with details of the actions you will take to address non-compliances and supply any other information requested, before the deadline given. When we have received

<p>2. You or an appointed representative must sign the inspection declaration stating that you agree with the outcomes of the inspection and to undertake necessary corrective actions. <i>(EC) 2018/848 Art. 39 (d); Art. 38 (6)</i></p>	<p>your returned form and agreed the information you have given is satisfactory, we will approve your corrective actions and issue/reissue your certificate.</p>
<p>NI 5.5.3 Access to facilities You must give Soil Association Certification or your control authority:</p> <ul style="list-style-type: none"> a) access to all parts of your unit and all premises, including any non-organic production units and any storage premises for input products which it deems necessary in order to certify your organic activities b) access to accounts and relevant supporting documents which it deems necessary in order to certify your organic activities c) any information reasonably necessary for the purposes of certifying your organic activities, and d) when requested, the results of your own quality assurance programmes. <p><i>(EC) 2018/848 Art. 38 (1)(b)(c)</i> <i>(EC) 2017/625 Art. 15 (1)(2)</i></p>	
<p>NI 5.5.4 Sampling You must allow Soil Association Certification to take samples which will be analysed for the presence of prohibited substances and checking compliance to organic standards. <i>(EC) 2018/848 Art. 38 (4)(c)</i> <i>(EC) 2021/279 Art. 7 (c)</i></p>	<p>We will take samples if there is a risk that organic standards have not been complied with or to verify that sufficient measures are in place to prevent contamination of organic products. Certification bodies are obliged to take samples from the equivalent of 5% of their licensees per year.</p>

NI 5.6 Non-compliance with the standards

What is this chapter about?

This chapter deals with non-compliances. A non-compliance is when an activity does not comply with an organic standard.

Standards

NI 5.6.1 Non-compliances

1. Where you are found not to comply with organic standards Soil Association Certification will issue you with a non-compliance. The level of sanction will be proportionate to the severity and extent of the non-compliance and the risk it poses to the integrity of the organic product. Soil Association Certification will always apply the precautionary principle when making decisions on compliance to organic standards.
2. Depending on the severity of the non-compliance Soil Association Certification may suspend or even withdraw your licence. If your licence is suspended or withdrawn, you must **not** trade as organic.

(EC) 2018/848 Art. 37; Art. 38 (1); Art. 41 (3); Art. 42

Guidance

At the end of the visit, your Inspector will leave you an *Action Summary Form and Declaration* which lists the outcomes of the inspection. This includes any areas that do not comply with the standards and asks how you will correct them. It may also ask for extra information to complete the approval process.

The different grades of sanctions are as follows:

- minor non-compliance
- major non-compliance
- critical non-compliance, or
- manifest infringement.

You are required to complete the *Action Summary Form and Declaration* with the actions you will take to comply with the standards and return it to us with any other information we request before the deadline given. When the certification team has received your completed form and agreed that the information you have given is satisfactory they will approve the *Action Summary Form and Declaration*.

Please note, expiry of the certificate is linked to payment of the annual fee, not your inspection. You will only get new certification documents after approval of your *Action Summary Form and Declaration* if it was your application inspection or some information stated on the documents has changed. The expiry date remains the same.

We may suspend or terminate your licence in the following cases:

- if you are in breach of your contract with us
- if you do not pay your fee within the deadlines
- failure of licensee to return certified sales declaration (CSD)
- we are unable to arrange an inspection
- an inspector is refused access to premises

	<ul style="list-style-type: none"> • an inspector is refused permission to take a sample • if you do not send the completed <i>Action Summary Form and Declaration</i>, or the information we request, within the deadlines • severe or repeated non-compliance resulting in loss of organic integrity of an operation, product or batch • a fraudulent activity is reported by an authority. <p>The classification of the non-compliances falls into three categories: minor, major and critical, and takes into account the following criteria:</p> <ul style="list-style-type: none"> • the measure in place to prevent non-compliances, • the impact on the integrity of the organic or in-conversion status of product, • the ability of the traceability system to locate the affected product(s) in the supply chain; and • previous non-compliances.
<p>NI 5.6.2 Reporting non-compliances</p> <p>If you suspect that a product you have produced, prepared, imported or received from another operator does not meet organic standards you must:</p> <p>(a) identify and separate the product concerned</p> <p>(b) check whether the suspicion can be substantiated</p> <p>(c) not place the product on the market as organic or in-conversion and not use it in organic production, unless the suspicion can be eliminated</p> <p>(d) where the suspicion has been substantiated or where it cannot be eliminated, immediately inform us and provide us with available information, where appropriate</p> <p>(e) fully cooperate with us in verifying and identifying the reasons for the suspected non-compliance.</p>	<p>Suspicion can originate from a number of sources including (but not exclusively):</p> <ul style="list-style-type: none"> • a positive residue detection showing contamination with a substance not permitted in organic production (please see standard 5.6.3) • a complaint from a reliable source • you have not been able to verify the organic status of goods you have received (see section 5.7 for further information) • not being able to verify valid certification of a product or supplier. For example, if your supplier's certification has been revoked • knowing that an element of the production did not meet organic standards, for example a prohibited substance has accidentally been applied to your crop or a non-organic ingredient has been used by mistake. <p>You must stop any further sale/use of the product as organic (or in-conversion if applicable) until any doubt over its organic status can be eliminated.</p> <p>You must inform the certification team if you have substantiated suspicion or where you have not been able to eliminate suspicion that the product may not meet organic standards and</p>

<p>If we have a substantiated suspicion that you intend to place a product on the market as organic which does not meet organic standards, we will tell you to withhold the product whilst we investigate. We will complete the investigation in a reasonable time period taking into account the complexity of the case and the durability of the product. Before we make this decision we will give you opportunity to comment. You will need to cooperate fully with any investigation to resolve the suspicion.</p> <p>If the suspicion is confirmed, then you must remove any reference to organic from the product. If the suspicion is not confirmed, then you no longer have to withhold the product from sale.</p> <p style="text-align: right;"><i>(EC) 2018/848 Art. 27; Art. 41 (1)(2)</i></p>	<p>stop any further sale of the product as organic until any doubt over its organic status can be eliminated.</p> <p>An investigation will be carried out to determine if the product has met organic production rules. Once this has been determined you will be informed if the product can be put back on the market as organic or not.</p> <p>If you are unsure what action to take, please contact the technical team at sacl.notifications@soilassociation.org.</p>
<p>NI 5.6.3 Actions to be taken in the case of suspicion of the presence of non-permitted products or substances</p> <ol style="list-style-type: none"> 1. If you suspect that a product does not meet these organic standards due to the presence of a substance not authorised for use in organic production, you must: <ol style="list-style-type: none"> a) identify and separate the product concerned b) check whether the suspicion can be substantiated c) not market the product as organic or in-conversion d) not use the product in organic production e) fully cooperate with Soil Association Certification in identifying and verifying the reasons for the positive residue detection. 2. To check whether the suspicion of a positive residue detection can be substantiated you must take account of the following elements: <ol style="list-style-type: none"> a) where the suspicion concerns an incoming organic or in-conversion product check that the information provided on the label of the product matches the information on the 	<p>The non-permitted products and substances referred to in this standard can include any product or substance not permitted in these organic standards. Such products and substances not authorised for use in organic production and processing can include but are not limited to:</p> <ul style="list-style-type: none"> • active substances used in plant protection products • pest control products for use in agriculture and storage facilities • fertilisers soil conditioners and nutrients • non-organic feed material of plant, algal, animal or yeast origin or as feed material of microbial or mineral origin • feed additives and processing aids • food additives and processing aids • cleaning and disinfection products • non-organic ingredients not authorised for use in organic products • processing aids for yeasts and yeast products.

<p>accompanying documents and that the information on the organic certificate provided by the supplier relates to the product purchased</p> <p>b) where there is suspicion that the cause is under the control of your business you must examine any possible cause for the positive residue detection.</p> <p>3. Where the suspicion has been substantiated or where it cannot be eliminated you must immediately inform Soil Association Certification and provide:</p> <p>a) information and documents relating to the supplier (delivery note, invoice, the supplier's organic certification and the Certificate of Inspection (COI) if relevant)</p> <p>b) information relating to the traceability of the product (lot identification or batch number, stock quantity and the quantity of the product already sold)</p> <p>c) the laboratory results, from an accredited laboratory when relevant and available</p> <p>d) the sampling sheet detailing the time, place and method used to take the sample</p> <p>e) any information regarding a previous suspicion or substantiated residue detection for the specific product or substance</p> <p>f) any other relevant documentation that will help clarify the case.</p> <p>4. If your product has a positive residue detection for a substance not authorised for use in organic production Soil Association Certification will carry out an investigation to determine:</p> <p>a) if products or substances not authorised in organic production have been used</p> <p>b) if sufficient precautionary measures have been taken</p>	<p>The presence of non-permitted products or substances also includes and may be referred to as residue detections. Suspicion of contamination must be followed by the procedure outlined in this standard.</p> <p>If you are unsure what action to take, please contact the technical team at sacl.notifications@soilassociation.org.</p>
---	--






<p>c) if sufficient measures following previous requests from certification body have not been taken.</p> <p>You will be given the opportunity to comment on the investigation and you may be required to take corrective measure to avoid future contamination.</p> <p style="text-align: right;"><i>(EC) 2018/848 Art. 28 (2); Art. 29 (1)(2)(3)(4); (EC) 2021/279 Art. 1 (1)(2)</i></p>	
<p>NI 5.6.4 Exceptions</p> <p>Exceptions to certain production rules will only be allowed when explicitly referenced in these standards. Permission must may be granted or confirmed by your certification body or competent authority.</p> <p style="text-align: right;"><i>(EC) 2018/848 Art. 40 (4)(b)</i></p>	
<p>NI 5.6.5 Appeals and complaints</p> <p>We appreciate there may be occasions when you wish to make a formal complaint to us. This could be regarding service, standards, policy, another licensee or an unlicensed company. We have formal complaints and appeals procedures which are available on request. You can make a complaint in writing, by email or by telephone.</p>	<p>If you have a complaint please send details in writing to cert.complaints@soilassociation.org or telephone Client Services on 0117 987 4564.</p> <p>If you wish to appeal a certification decision please send full details to the certification team.</p>

NI 5.7 Record keeping

What is this chapter about?

This chapter details all the records that you will need to keep and have available at your inspection.

Standards	Guidance
<p>NI 5.7.1 General record keeping</p> <ol style="list-style-type: none">1. You must have a record keeping system in place which allows you to prove the organic status of your products. Your records need to cover all production stages from everything produced or bought in through to all goods sold or dispatched and must allow you to demonstrate the balance between input and output. They must also allow retrospective traceability.2. You must keep stock and financial records at your unit or premises which make it possible to verify the following information for every product:<ol style="list-style-type: none">a) the suppliers, sellers, or exportersb) the nature and quantities of organic products delivered, including where relevant:<ol style="list-style-type: none">i) nature and quantities of all materials bought and the use of such materialsii) the composition of compound feed stuffsc) the nature and quantities of organic products held in storaged) the nature, quantities, and consignees or buyers (other than final consumers) of any products which have left your unit, premises or storage facility.3. If you do not store or physically handle organic products, you will still need to keep records of:<ol style="list-style-type: none">a) the nature and quantities of organic products bought and soldb) the suppliers, and where different, the sellers or the exportersc) the buyers, and where different, the consignees. <p style="text-align: right;"><i>(EC) 2018/848 Art. 39 (1); Annex II Part IV (1.5) (d)</i></p>	<p>Your records need to be sufficient for us to be able to carry out successful mass balance (input and output) and traceability exercises at your inspection. You will need to be able to demonstrate that you have bought/received sufficient organic material for the quantity you have sold/dispatched.</p> <p>You need to have a system to keep track of procedures and records to ensure they are correct, up-to-date and effective.</p> <p>Your records need to include:</p> <ul style="list-style-type: none">• checked organic status of goods delivered as per standard 5.14.3• quantities, batch codes and invoices and delivery notes of goods received• quantities and batch codes of ingredients used in production/packing• quantities produced in each production/packing run• evidence that you processed organic and non-organic products separately• evidence that you cleaned according to these standards before production• batch codes of goods out• what you have sold/dispatched, how much and to whom• the organic products sale value• annual stock takes• any pest control treatments used• Certificates of Inspection (COIs) if applicable. <p>You do not have to record sales value if you do not sell the product, for example, if you store product on behalf of another licensed organic company and do not sell that product to anyone.</p>

	<p> You need to carry out at least annual stock takes and record these (however, if you are handling a large volume of goods it may be beneficial to you to do this more frequently). These are necessary for our Inspector to have a starting point to conduct a mass balance.</p> <p>It is up to you to choose a traceability code system that works for you and your products. Some companies will use a batch code system, whereas others may be able to use the best before date on a product. Please see the record keeping standards below for more information about the importance of traceability in organic systems.</p> <p> You need to keep all records for at least shelf-life plus 12 months (or if food can be frozen then the records should be kept for shelf-life plus frozen time plus 12 months), with the exception of Certificates of Inspection which must be kept for 2 years. Please refer to the importing section 6.8 for details.</p> <p> Make sure that your records meet any other legally required time scales that might be specific to your products.</p>
<p>NI 5.7.2 Verifying certification documents</p> <ol style="list-style-type: none"> You must verify the certification documents of your suppliers and check that they: <ol style="list-style-type: none"> identify your supplier, cover the type or range of products you are purchasing, and are valid at the time you are making the purchase. You must make a record of these checks. <p style="text-align: right;"><i>(EC) 2018/848 Art. 35 (6)</i></p>	<p>A certification document will be the organic certificate, or in the case of Soil Association Certification licensees this includes the certificate and trading schedule. The name and address on the certificate must match the name and address of your supplier (the company you are purchasing from).</p> <p>The term ‘suppliers’ also covers businesses supplying a service, e.g. storing organic product.</p> <p>When you receive goods, you will also need to make the checks detailed in 5.14.2.</p> <p>Tools such as BioC could be used as a way of doing this.</p> <p> Records of verification checks</p>
<p>NI 5.7.3 Complaints register</p> <p>You must keep a complaint register for your business. This must record:</p>	<p> Keeping a record of any complaints you receive encourages transparency. It allows businesses to monitor issues and encourages good practice by ensuring there is a documented system for dealing with complaints.</p>


- a) all complaints you make or receive
- b) any response to the complaint
- c) the action(s) taken.

(EC) 2018/848 Art. 2(4)(5); Art 46(2)(d)
ISO65 (4.1.2.2)

NI 5.8 General labelling

What is this chapter about?

This section contains the labelling standards which need to be met if you wish to label your product as organic.

Standards	Guidance
<p>NI 5.8.1 Using the term organic</p> <p>If you wish to refer to organic in relation to product referred to in standard 5.1.1 anywhere on a label, in advertising materials or commercial documents, you must meet the requirements of these standards.</p> <p>Terms listed in annex IV of (EC) 2018/848 (also listed in the guidance to this standard) and their derivatives, this includes terms used in the EU to describe organic products. whether alone or in combination, may be used throughout the European Union and in any language listed.</p> <p style="text-align: right;">(EC) 2018/848 Art. 2 (3) (EC) 2018/848 Art. 30 (1)(2)</p>	<p> Labelling refers to the way in which you identify your products and show their organic status. The labelling standards apply to:</p> <ul style="list-style-type: none"> • retail packaging • bulk packaging • the labelling of loose produce for sale in retail outlets • information on delivery notes or invoices for products that are transported in bulk, such as milk • marketing materials, and • web content. <p>This includes reference to organic not just in the product name or sales description, but also in relation to ingredients of a food or feed product. For example, a cereal bar making organic claims about some of the ingredients may only do so if the cereal bar is certified to the organic regulation.</p> <p>This only applies to food and feed products. However, if you make such claims on non-food and feed products, (such as textiles, health and beauty products, and pet food), your claims must still be true. In the UK all products are governed by the <i>Trade Descriptions Act</i>.</p> <p>Examples of other references to organic include, "organically grown"; "organically produced"; "grown/produced using organic principles"; "grown/produced using organic methods".</p>

If you sell organic products and non-organic products, any use of the word organic, or organic logos (certifier logos such as the SA Symbol, or the EU Organic logo), must be clear and unambiguous as to which products they apply. Use of references to organic or logos on email footers, invoices, websites should be accompanied by an explanatory wording e.g. “We have a range of organic products, see our product listings for more details”, and within the product listing a clear identification of products. For contract manufacturers/packers wording describing the certified service offered should be included e.g. “We offer certified packing of organic products”.

If your company name includes the word organic you may not use this on the labels of non-organic products - e.g. labels of non-organic products sold by ‘XXX Organic Farm’ could replace their branding with ‘XXX Farm’. On websites and marketing materials ‘XXX Organic Farm’ can be used provide it is clear and unambiguous to buyers which products are organic and which are not.

Labelling legislation

Along with meeting these standards for labelling, you will also need to make sure your labels meet other relevant labelling legislation such as *Regulation 1169/2011* on the provision of food information to consumers, and the *Food Information Regulations*.

List of terms for organic (annex IV of (EC) 2018/848)

BG: б и о л о г и ч е н .

ES: ecológico, biológico, orgánico.

CS: ekologické, biologické.

DA: økologisk.

DE: ökologisch, biologisch.

ET: mahe, ökoloogiline.

EL: β ι ο λ ο γ ι κ ό .

EN: organic.

FR: biologique.

GA: orgánach.

HR: ekološki.

IT: biologico.

	<p>LV: bioloģisks, ekoloģisks. LT: ekologiškas. LU: biologesch, ökologesch. HU: ökológiai. MT: organiku. NL: biologisch. PL: ekologiczne. PT: biológico. RO: ecologic. SK: ekologické, biologické. SL: ekološki. FI: luonnonmukainen. SV: ekologisk.</p>
<p>NI 5.8.2 Products with 95%-100% organic ingredients 1. Food products containing 95%-100% organic agricultural ingredients can be labelled as organic provided that:</p> <p>a) They meet the composition requirements in standard 6.3.1 <i>(EC) 2018/848 Art. 30 (5)(a)</i></p> <p>b) The labelling includes an indication of which ingredients are organic in the ingredients list. <i>EC) 2018/848 Art. 30 (5)(a)</i></p> <p>c) The EU organic logo is used on the labelling of pre-packaged food. <i>(EC) 2018/848 Art. 33 (1)(5); Art. 32 (1)(b)</i></p> <p>d) When the EU logo is used, an indication of where the ingredients were farmed or grown (see standard 5.8.6). <i>(EC) 2018/848 Art. 32 (2)(EC) 2021/279 (3)</i></p> <p>e) The code of the certifier who certifies the company that applies the labels (which may or may not be you). This must</p>	<p>Guidance is set out below:</p> <p>a) Identifying organic ingredients</p> <p>If any non-organic ingredients are used, make a clear indication on the ingredients panel as to the organic status of each ingredient. This includes water and salt as these are non-organic. This also includes non-organic top notes used in juice from concentrate, which must be identified on the retail label of the juice. Note that a derogation to use non-organic top notes must be obtained as per standard 6.7.1.</p> <p>b) Using the EU logo</p> <p>The EU sets the rules for the use of the EU leaf logo. Its use is optional on foods imported from outside the EU. It cannot be used on non-food products. See EU logo standard (5.8.5) for details.</p> <p>c) Statement of agricultural origin</p> <p>d) See standard ‘declaring ingredient origin’ (5.8.6) for details.</p>

<p>appear in the same visual field as the EU organic logo if the EU logo is used.</p> <p style="text-align: right;"><i>(EC) 2018/848 Art. 32 (1)(a)</i> <i>(EC) 2021/279 (3)</i></p> <p>f) A traceability code, such as a batch or date code. <i>(EC) 2018/848 Annex III (2.1)(d)(EC)</i></p> <p>g) The EU logo, statement of agricultural origin and code of the certifier must be marked in a conspicuous place in such a way as to be easily visible, clearly legible and indelible. <i>(EC) 2018/848 Art. 32 (3)</i></p>	<p>e) Certifier code</p> <p>Each certification body has its own code, which its operators need to use on pack. The code for Soil Association Certification in Northern Ireland is XI-ORG-05. If you are packing, processing and/or labelling the product yourself, or a Soil Association certified company in Northern Ireland is doing this on your behalf, this is the code which must be used.</p> <p>The code for Soil Association Certification in GB is GB-ORG-05, this is different from the code used in Northern Ireland, so businesses Soil Association Certification license in GB use the code GB-ORG-05.</p> <p>However, if you use another company to apply packaging or labels to your product(s), you need to use the code of their certification body on pack. For example, if you are using a French contract packer certified by Ecocert, use the Ecocert code FR-BIO-01, do not use XI-ORG-05. The certification code of your subcontractor is usually featured on their organic certificate.</p> <p>If your product is labelled outside the UK or EU and you are not using the EU logo then you do not have to use the certifier's code, but you must include the name of the certifier.</p> <p>If you are in any doubt as to what certifier code, you should use on your labels please contact the certification team for guidance.</p> <p>Labels of non-food products, such as textiles and health and beauty care, or medicinal products must not include the code of the certifier. This is because they fall outside the scope of the EU Organic Regulation.</p> <p>f) Traceability code</p> <p>Your labelling must include a traceability code. Please refer to the record keeping standard 5.7.1 for details.</p>
--	--

	<p>The above mandatory information on <u>prepacked</u> product labels must be easily visible and clearly legible. This applies to the certification code and agriculture statement, and the EU logo when used. The organic regulation requires them to be in a conspicuous place - easily visible, clearly legible and indelible. This information cannot be inside a products packaging, for example, the inside lid of an egg box. You can view guidance from the Food Standards Agency on how to display mandatory information on packaging and labels.</p> <p>Labelling requirements for box schemes NI: Certification code (XI-ORG-05) must either be on the box or accompanying paperwork. The box scheme contents should also be detailed. If the box scheme does not provide paperwork with the box, or label the box, it is acceptable for the information to be sent via e-mail, on the website or other social media.</p> <p>For certification in NI the EU logo is only required for pre-packed product so is not applicable for box schemes.</p>
Standards	Guidance
<p>NI 5.8.3 Products with less than 95% organic ingredients</p> <p>1. For products where less than 95% of the agricultural ingredients are organic you can only include reference to organic in the ingredients list. In order to do this, you must:</p> <ol style="list-style-type: none"> indicate which ingredients are organic in the ingredients list. include the total percentage of organic ingredients in the ingredients list (as a percentage of the agricultural ingredients). use the same colour, size and style of lettering in the reference to organic and percentage statement as you do as for the non-organic ingredients. Also comply with standard 6.3.1, 6.3.3 and 6.3.4 <i>(EC) 2018/848 Art. 30(5)</i> 	<p>Guidance for each point is set out below:</p> <ol style="list-style-type: none"> Less than 95% organic bulk labels For bulk products which do not include the ingredient information on the label, indicate the total percentage of organic ingredients on the product label instead. <p>Your labelling must not infer the product is organic. Any references to organic must only be in relation to the organic ingredients.</p> <ol style="list-style-type: none"> Main ingredient of hunting and fishing The ‘main ingredient’ means it accounts for at least 50% agricultural ingredients or is the characterising ingredient. Added water and salt are not taken into account.

<p>2. For products where the main ingredient is a product of hunting or fishing you may make reference to organic in the sales description and in the list of ingredients provided that you:</p> <ul style="list-style-type: none"> a) indicate which ingredients are organic in the ingredients list b) ensure any reference to organic in the sales description is clearly related to the organic ingredients and not the product of hunting or fishing c) all other agricultural ingredients are organic d) include the total percentage of organic ingredients in the ingredients list (as a percentage of the total quantity of agricultural ingredients) e) in the list of ingredients use the same colour, size and style of lettering in the reference to organic and percentage statement as you do for the non-organic ingredients. f) The product also complies with standard 6.3.1, 6.3.3 and 6.3.4 	<p>Products of hunting and fishing are considered agricultural ingredients so are included in percentage calculations. For example, Sardines in tomato sauce:</p> <table border="0"> <tr><td>Sardines</td><td>52%</td></tr> <tr><td>Organic tomatoes</td><td>32%</td></tr> <tr><td>Organic olive oil</td><td>11%</td></tr> <tr><td>Organic lemon</td><td>5%</td></tr> <tr><td>Organic content =</td><td>48%</td></tr> </table> <p>The label will indicate total organic content of 48%.</p> <p>The table below provides a summary of the main differences in labelling requirements for products containing more than 95% and less than 95% organic agricultural ingredients, and in-conversion products.</p>					Sardines	52%	Organic tomatoes	32%	Organic olive oil	11%	Organic lemon	5%	Organic content =	48%
Sardines	52%														
Organic tomatoes	32%														
Organic olive oil	11%														
Organic lemon	5%														
Organic content =	48%														
<p style="text-align: right;"><i>(EC) 2018/848 Art. 30 (5)</i></p>	<p>% organic agricultural ingredients</p>	<p>References to organic</p>	<p>EU Organic logo (optional unless in NI)</p>	<p>Certification code</p>	<p>Statement of agricultural origin</p>										
<p>3. You must not use the EU logo on products covered under points 1 and 2 above.</p> <p style="text-align: right;"><i>(EC) 2018/848 Art. 33 (1)</i></p>	<p>More than 95%</p>	<p></p>	<p></p>	<p></p>	<p></p>										
	<p>Less than 95%</p>	<p>Only in ingredient list</p>	<p></p>	<p></p>	<p></p>										
<p>4. The label must include the code number of the certifier who certifies the company that carries out the most recent production, preparation or packing for the product (which may or may not be you).</p> <p style="text-align: right;"><i>(EC) 2018/848 Art. 32 (1)(a)</i></p>	<p>In-conversion product</p>	<p>You may use the wording 'product under conversion to organic farming'</p>	<p></p>	<p></p>	<p></p>										
<p>5. You must include a traceability code, such as a batch or date code.</p> <p style="text-align: right;"><i>(EC) 221/642 Annex (2.1.1)(d)</i></p>															
<p>Standards</p>	<p>Guidance</p>														
<p>NI 5.8.4 In-conversion products</p>															
<p>1. To label your product as 'in-conversion' or use a similar term, the</p>															

<p>product must:</p> <ol style="list-style-type: none"> a) have been grown on land that has gone through at least a 12-month conversion period before the crop was harvested, and b) contain only one agricultural ingredient, which must be of plant origin, either processed or unprocessed. c) meet all of the processed food requirements as detailed in these processed food standards. <i>(EC) 2018/848 Art. 16 (1); Art. 10 (4)(b)</i> d) ensure any reference to ‘in-conversion’ is not more prominent in colour, size and style of lettering than the sales description of the product. e) Include the certifier code in the same visual field as the reference to in-conversion. <i>(EC) 2021/279 Art. 3 (1)(a)(b)</i> <p>2. You must not use the EU logo on in-conversion products. <i>(EC) 2018/848 Art.33 (1)</i></p>	
<p>NI 5.8.5 Using the EU organic logo</p> <ol style="list-style-type: none"> 1. You must display the EU logo on labels of pre-packaged organic products produced in Northern Ireland or the EU. 2. Use of the EU logo is optional on product labelled in a third country. 3. The EU logo is published for use in green as shown below. The reference for single colour printing is Pantone 376, or if you print using four colour process, 50% cyan, 100% yellow. 	<p>The use of the logo is mandatory for all organic pre-packaged food produced within Northern Ireland or the European Union. The terms of its use are set by the EU and more information can be found online.</p> <p>You can download the EU logo in various formats from here.</p> <p>The white EU logo with the black stars is designed to be used on a dark background only. When the EU logo is used it must appear within a box or a black outline.</p>



4. Where colour is not possible you may use black & white.



5. The EU organic logo must:
6. appear at least 9mm high and 13.5mm wide, or
7. appear 6mm high for very small packages, and
8. have a proportional height to width ratio of 1:1.5.
9. The EU organic logo may appear:
10. in negative, if the background of your packaging is dark.
11. in the single colour of your packaging if you are only able to print one colour.
12. with an outer line around it to improve how it stands out on coloured backgrounds.
13. in conjunction with other logos and text referring to organic,



If your product is being packed outside the EU, you do not need to apply the EU logo. However, due to the widespread recognition of the EU logo across Europe you may wish to apply it if the products are destined for the EU market.

Products without packaging do not need to display the EU logo (see standard 5.14.2 for details of what you need to include).

Pre-packed products for export only and not for sale on the EU market do not have to use the EU Leaf logo. However, operators must have measures in place to ensure the product cannot be placed on the EU market.

For product pre-packed in the EU, or Northern Ireland, but placed on third country markets the use of the EU logo is optional.


<p>providing this does not overlap, obscure or change the logo.</p> <p>14. The organic production logo of the European Union shall not be used in the labelling, the presentation or the advertising of products originating from mass catering and shall not be used to advertise the mass caterer.</p> <p>15. The organic production logo may be used for information and educational purposes related to the existence and advertising of the logo itself, provided that such use is not liable to mislead the consumer as regards the organic production of specific products, and provided that the logo is reproduced in accordance with the rules set out in this standard.</p> <p style="text-align: right;"><i>(EC) 2018/848 Art. 2 (3); 32 (1)(2)(3) Art. 33 (1)(4)(5)</i></p>	
<p>NI 5.8.6 Declaring ingredient origin</p> <p>1. If the EU logo is used you must also include a declaration in relation to the EU - ‘EU agriculture’, ‘non-EU agriculture’, or ‘EU/non-EU agriculture’. This must appear:</p> <ol style="list-style-type: none"> a) in the same visual field as the EU organic logo; b) immediately below the certifier code, and c) no more prominent than the sales description. <p>2. The word ‘Agriculture’ may be replaced by ‘Aquaculture’ where appropriate.</p> <p>3. You can replace the words ‘UK’, or ‘Non-UK’, ‘EU’ and ‘non-EU’ with a particular country if all ingredients were farmed or grown there. In this case only one declaration is required. You do not have to count small amounts of ingredients up to a total of 5% of the agricultural ingredients.</p> <p style="text-align: right;"><i>(EC) 2018/848 Art. 32 (1)(2)</i> <i>(EC) 2021/279 Art.3 (3)</i></p>	<p>If the EU logo is used the declaration needs to be in the same visual field as the EU logo.</p>

NI 5.9 Making claims on your labels

What is this chapter about?

The standards in this section outline the requirements relating to certain labelling claims. As well as meeting the requirements of these standards, you will need to make sure your products meet all statutory labelling legislation.


Standards	Guidance
<p>NI 5.9.1 Using accurate descriptions</p> <p>1. References to organic production, as described in standard 5.8.1 can only be used to describe products (in labels, advertising and commercial documents on products) that meet the requirements of these standards, unless the term is not being used in relation to agricultural products in food or feed, which fall under the scope of these standards.</p> <p>2. You must not use any terms, including terms used in trademarks, company names and practises, labels or advertising, that could mislead consumers into believing products are organic when they are not.</p> <p style="text-align: right;"><i>(EC) 2018/848 Art. 30(2)</i></p>	<p>Your sales description and product name will need to accurately describe your product. You can't use the word organic, even if it is part of your company trade name, in relation to non-organic products (e.g. on labels).</p> <p>ⓘ Substantiating claims</p> <p>You will need to be able to substantiate any claims that you make on your labels.</p> <p>For example: You should not use phrases such as 'GMO free' unless you can prove this, if challenged. Instead, you could use:</p> <ul style="list-style-type: none">• 'Organic standards prohibit the use of GM materials', or• 'non-GM'. <p>You should not use phrases such as 'pesticide free' unless you can prove this, if challenged. Instead, you could use:</p> <ul style="list-style-type: none">• 'Less pesticides, or• 'Organic farming uses virtually no pesticides, or• 'No system of farming has lower pesticide use'. <p>We worked closely with the Advertising Standards Authority to draw up a document of approved advertising claims you can make when selling organic. You can find a copy on our website.</p> <p>Labelling must not be misleading</p> <p>You need to make sure that the way you label your products is not misleading.</p>

	<p>For example, if:</p> <ul style="list-style-type: none"> • you label your product as ‘organic mint biscuits’, it must contain organic mint. • your product does not contain organic mint, you can only label it as ‘organic biscuits with mint’. • you label your product as ‘organic strawberry ice cream’ it needs to contain organic strawberries. • your product does not contain organic strawberries but uses a natural strawberry flavouring instead, it could only be labelled as ‘organic ice cream with strawberry flavour’. • your company name includes the word organic; you cannot use it on non-organic products. For example, you could not use the name ‘Brown Farm Organics’ on non-organic products. <p>You will need to seek guidance from Trading Standards on any other claims you make on your product labels.</p> <p> Labelling legislation</p> <p>Food labelling legislation is harmonised at an EU level. In England, responsibility for food labelling legislation and policy is split across Defra, the Food Standards Agency (FSA) and the Department of Health (DH). For Scotland, Wales and Northern Ireland all domestic standards legislation is the responsibility of the FSA.</p> <p>Visit this website for details.</p>
<p>NI 5.9.2 Aquaculture products labelling</p> <p>1. You must not label wild-caught aquaculture animals as organic. (EC) 2018/848 Art. 3 (2)</p>	

NI 5.10 Labelling in specific scenarios	
Standards	Guidance
NI 5.10.1 Stamping eggshells and meat	Egg stamps

<p>You must only use colours in accordance with article 17 of Regulation (EC) No 1333/2008 for stamping meat and eggshells. (EC) 2018/848 Annex IV (2.2.2)(c)</p>	<p>Even if you stamp your eggs with the egg markings, you still need to label the egg boxes in accordance with the general organic labelling standards.</p> <p>You can find more information on egg marking on the Defra website.</p> <p>Meat stamps Please refer to the abattoir standards on our website for full details of meat stamp requirements including details of the records which must be kept.</p>
---	--

<h2 style="margin: 0;">NI 5.11 Preserving organic integrity</h2>	
<p>What is the chapter about?</p>	
<p>The standards in this section cover which substances are prohibited and what you need to do to prevent contamination.</p>	
Standards	Guidance
<p>NI 5.11.1 Reducing the risk of contamination</p> <p>1. In order to avoid contamination with products or substances that are not authorised for use in organic production, you must take the following precautionary measures:</p> <p>(a) put in place and maintain measures that are proportionate and appropriate to identify the risks of contamination of organic production and products with non-authorized products or substances, including systematic identification of critical procedural steps;</p> <p>(b) put in place and maintain measures that are proportionate and appropriate to avoid risks of contamination of organic production and products with non-authorized products or substances;</p> <p>(c) regularly review and adjust such measures;</p> <p>(d) document the risks identified and the measures you put in place, and</p> <p>(e) comply with other relevant requirements of these standards that ensure the separation of organic, in-conversion and non-organic products.</p>	<p>Examples of risks include:</p> <p>Environmental</p> <ul style="list-style-type: none"> • Contamination from nearby non-organic, or historically treated, processing or storage areas. <p>Management</p> <ul style="list-style-type: none"> • Insufficient separation, clean down or procedures when carrying out non-dedicated production including equipment, processing, storage, packaging and transport. • Cleaning materials insufficiently rinsed off product contact surfaces. • Ineffective identification of organic and non-organic products at all times. • Insufficient staff training and ongoing management to ensure procedures are being followed correctly. • Insufficient pest management. • Products that may be in contact with crops. <p>Risk products</p> <ul style="list-style-type: none"> • Chemical or GM contamination from non-organic inputs (e.g. manure, feed, minerals, pesticides, fertilisers).

<p>(EC) 2018/848 Art. 28 (1); Annex II Part IV (1.2) (1.4)</p>	<ul style="list-style-type: none"> • Using risk ingredients – they may be a risk depending on what they are or where they come from. For example, some ingredients like maize and soya from countries like USA, Brazil, Argentina and Canada have a higher risk of being contaminated by GMOs. • Residues or contaminants from packaging, such as synthetic coatings for cheese if they contain fungicides or wood that has been treated with preservatives. <p>Boiler chemicals - If you use boiler chemicals to treat water in boilers be aware that some chemicals are volatile and carry over in the steam and could contaminate organic product. For example, amines are designed to be carried into pipes with the steam to reduce corrosion. These should not be used where steam will be in direct contact with organic product or on product contact surfaces. Some boiler additives do not carry over with the steam, these include: mineral acids (usually phosphoric), polyphosphates, sodium hexametaphosphate, sodium bisulphate, sodium polyacrylate, sodium hydroxide, sulphite oxygen scavengers.</p> <p>You must document how you manage organic integrity, for example through your HACCP or quality management system.</p> <p>Where pesticide residue testing is carried out we recommend it is carried out by a laboratory accredited to the ISO 17025 standard. If possible, the actual test method should also be accredited to ISO 17025 or equivalent.</p> <p>Staff training is an important way to ensure that risk of contamination is minimised. Ensure that all new staff are adequately trained and that all staff are trained as and when changes are made to the Soil Association organic standards and your own operational procedures.</p>
<p>NI 5.11.2 Genetic modification</p> <ol style="list-style-type: none"> 1. If a product contains GMOs, consists of GMOs or is produced from GMOs it must not be labelled or advertised with reference to organic production. <i>(EC) 2018/848 Art. 30 (4) (EC)</i> 2. GMOs, products produced from GMOs, and products produced by GMOs shall not be used in food or feed, or as food, feed, 	<p> If you source meat, egg or aquaculture animal products which were farmed outside the UK/EU we will ask for additional information to demonstrate the animal feed meets this Soil Association sourcing requirement.</p> <p>In the EU, if a product contains GMOs or their derivatives then it must be labelled as such, (as described in 5.11.2.3) so the regulation allows labels to be relied upon as evidence to indicate whether food contains GMOs or their derivatives. This would apply to products such</p>

processing aids, plant protection products, fertilisers, soil conditioners, plant reproductive material, micro-organisms or animals in organic production. You must be able to demonstrate the above.

3. For food and feed products in the EU, Directive 2001/18/EC, Regulation (EC) 1829/2003 or Regulation (EC) 1830/2003 are applicable, and you may rely on labels or any other accompanying documents to confirm that they are non-GM, unless you have other information that the products do not meet the Directive and Regulations listed above.
4. For products that are not food or feed, or products that could be produced by GMOs or for products we are certifying outside the EU, you will need to get confirmation from your suppliers, in the form of a non-GM declaration, that the products supplied have not been produced from or by GMOs.

(EC) 2018/848 Art. 11

as agricultural crops, like maize and soya, or their derivatives like lecithin or starch. However, Directive 2001/18/EC, Regulation (EC) 1829/2003 and Regulation (EC) 1830/2003 do not extend to the use of ingredients produced by genetically modified micro-organisms. For example, enzymes and vitamins. This means that it cannot be automatically assumed that a product complies with the specific GMO requirements of the organic regulations. For this reason, we require a completed GMO declaration for all products that may be a GM risk.

Our GMO declaration form explains which additives, processing aids and ingredients are GMO risks. The certification team can also confirm any other ingredients which are a GMO risk.

Please contact us if you need a blank template of the non-GM declaration form for your suppliers to complete.

Please note: The GMO declaration expires 12 months from the date signed. Supporting information must be dated within 12 months of sending to SA Certification. If older than 12 months, you must check with the supplier that the statement is still valid and provide evidence of this to SA Certification. An updated GMO declaration is not required if you have not re-ordered the product since originally submitting evidence.

5.11.2.3 also says, if you have other information that the products do not meet the GM labelling requirements then you cannot rely on the information stated on the label. For example, test results which show GM DNA in the product. If you or a third-party tests any of your organic products and gets a positive result, you must inform us of that result as soon as possible.


Farmers purchasing animal feeds may rely on the information provided on the labels, or accompany documents. Feed used must be certified organic so any checks on GM status will have been done by the feed processors.

As part of due diligence and controlling risks, operators who import/process/trade GM risk organic ingredients may wish to carry out testing for GMOs. For example, soya or maize products. Testing should be to 0.1% or lower* and not just to 0.9%.

	<p>* Some laboratories can provide testing to a limit of quantification (LOQ) below 0.1%. Please refer to standard 5.6.2 for action to take if you detect GMO's in an organic product, or organic ingredient.</p> <p>The European regulations and directives referred to in the standard only apply to product within the EU market. This means that if we are certifying your business outside the EU, supplier declarations will be required for all GM risk ingredients and feed to confirm the products have not been produced from or by GMOs.</p>
<p>NI 5.11.3 Nanoparticles Organic food must not contain or consist of engineered nanoparticles. <i>(EC) 2018/848 Art. 7 (e)</i> <i>(EC) 2018/848 Art. 3 (63)</i></p>	<p>The definition of engineered nanomaterial, as stated in (EC) 2015/2283 is as follows:</p> <p>engineered nanomaterial' means any intentionally produced material that has one or more dimensions of the order of 100 nm or less or that is composed of discrete functional parts, either internally or at the surface, many of which have one or more dimensions of the order of 100 nm or less, including structures, agglomerates or aggregates, which may have a size above the order of 100 nm but retain properties that are characteristic of the nanoscale.</p> <p>Properties that are characteristic of the nanoscale include:</p> <ul style="list-style-type: none"> (i) those related to the large specific surface area of the materials considered; and/or (ii) specific physico-chemical properties that are different from those of the non-nanoform of the same material. <p>Examples of products that we know may contain manufactured nanoparticles and that are commercially available include titanium dioxide and zinc oxide used in health and beauty products. The manufactured nanoparticle versions of these products are transparent.</p>

<p>NI 5.12 Cleaning</p>
<p>What is this chapter about?</p>

The standards in this section which cleaning products and measures are permitted for different organic activities in order to minimise the use of chemical substances and risk of contamination.

Standards	Guidance
<p>NI 5.12.1 Cleaning measures</p> <ol style="list-style-type: none"> 1. You must have suitable cleaning measures in place to avoid contamination and maintain the integrity of your products throughout production, processing, and storage. 2. You must monitor your cleaning measures to make sure they are effective, adjusting measures where appropriate, and keep records to show that you have done this. 3. If you process or store both non-organic and organic at the same site, you must ensure organic processing or storage is only carried out once suitable cleaning of the equipment and/or storage area(s) has been carried out. <p style="text-align: right;"><i>(EC) 2018/848 Art. 28; (EC) 2018/848 Annex II Part IV (1.2, 1.4, 1.5); (EC) 2018/848 Annex III (7.4)(c)</i></p>	<p>Your cleaning procedures must detail how you clean harvesting/handling equipment, storage areas and equipment used for organic production. Explain how you limit the risk of contamination of organic product from microbial contaminants, from cleaning chemicals, non-permitted substances and from non-organic product.</p> <p>You will need to ensure your staff, or contractors using their own equipment, are trained to carry out effective cleaning to prevent contamination of your organic products.</p> <p>Your cleaning procedures need to be clear and need to set out what will be cleaned, how, with what frequency (e.g. daily, weekly, monthly or annually), who is responsible, what chemicals and equipment needs to be used and details of the final rinse of food contact surfaces with potable water (where appropriate).</p> <p>Even if you do not produce organic, for example, if you just wholesale or transport, cleaning is still important to minimise the risk of contamination. For example, loading equipment and vehicles need to be cleaned and the risk of contamination minimised.</p> <p> Records of cleaning measures</p> <p>Cleaning chemicals Detergents, disinfectants, sterilants and sanitisers allowed for use in the food industry may be used for cleaning equipment and storage areas. Residues of these chemicals must be removed from surfaces in contact with organic food so that they do not contaminate organic products, by carrying out a final rinse with potable water.</p> <p>Sanitizers containing quaternary ammonium compounds or QACs/QUATs, such as Benzalkonium Chloride (BAC) or Didecyl Dimethyl Ammonium Chloride (DDAC) are difficult to remove from surfaces, and if not adequately rinsed will result in residues in the organic product. Brand names include Deosan, Detsan, Foamsan, Quatsan.</p>

If you use these to clean harvesting/handling equipment, storage boxes, dairy equipment or work surfaces, which are in direct contact with organic products, you need to take measures to ensure they are not contaminating your organic product. For example:

- Switch to a cleaning product that does not contain QACs or other substances difficult to rinse and likely to contaminate products that come in contact with them.
- Check whether your rinsing procedures are sufficient by testing food contact surfaces to ensure no residues remain. For example, a cold water rinse may not be sufficient to remove residues.

Please note that QACs can be difficult to detect in some products. For example, if used on dairy equipment, QACs may not appear in milk but may appear in butter that has been made from the milk. This is because the QAC adheres to the fat molecules in the butter.

QACs are used throughout the supply chain including farms. If you are a farm you should consider all areas where you use QACs, and ensure you have measures in place to prevent contamination of your organic product. This includes harvesting equipment, milking equipment, vats, bulk tanks, meat processing areas, veg packing areas or any other equipment or surfaces that come into contact with your organic product. If you are unsure if your cleaning product contains QACs speak to your cleaning supplier or review the technical data sheet for the product.

If you use alcohol wipes, swabs or sprays, be aware that some may leave a residue after the alcohol has evaporated. Most contain other substances such as surfactants, sanitisers and emollients. These must not be used on product contact surfaces without rinsing them off because they may leave a residue. You may use denatured alcohol (e.g. isopropanol, methanol or ethanol) without rinsing, providing sufficient time is given for the alcohol to evaporate before surfaces come into contact with organic product.

All cleaning chemicals need to be stored safely in closed containers away from food and labelled with the name of the product and safety information.

Use of chlorine based and chlorate containing disinfectants, (e.g. sodium hypochlorite, sodium hydroxide/sodium hypochlorite, sodium hydroxide), can lead to residues in organic

product. When used on product contact surfaces a potable water rinse must be carried out after use of these cleaning products. There appears to be a higher risk of contamination when used in milk processing and farm dairies. Testing of the raw milk will not usually detect chlorate, but it may be detected in further processed product such as powdered milk. This can be an issue for vulnerable consumers, such as infants and babies, and the legal maximum residue limits are for set infants and babies at 0.01%. Dairy farms and dairy processors may wish to consider alternatives to chlorine based and chlorate containing disinfectants to reduce the risk of contamination.

A list of products for cleaning and disinfection substances and products will be made available in 2026.

Non-dedicated equipment

Where non-dedicated equipment or storage is used you must be able to demonstrate that the cleaning carried out before it is used for organic products is effective. This may require sampling or swabbing for analysis to demonstrate that the procedures you have in place are effective.

If you process or store non-organic you will need to have a system for checking that cleaning has been undertaken and that it is effective to remove residues of non-organic material and/or previous production. This could involve visual inspection, micro-biological testing, testing to ensure sanitisers have been removed from organic food contact surfaces, ATP testing.

Dry cleaning and cleaning in place (CIP) systems

Some equipment or surfaces are not suitable for wet cleaning so dry cleaning methods can be used. In these cases, you will still need to demonstrate how you reduce the risk of contamination.

Bleed runs and purges

If you process organic product on equipment that you cannot fully clean by taking apart or CIP, you need to use a bleed run or purge to remove residues of non-organic product. Detail

in your procedures how you validate that any purge is sufficient to remove residues that may contaminate organic products.

When you carry out a bleed run or purge of equipment, you need to calculate how much organic product needs to go through the system to remove all residue of non-organic product. This amount needs to be stipulated in your cleaning procedure and you need to record when you do bleed runs along with the quantities of purge material you have used. This figure will be used when carrying out your mass balance calculation (see record keeping standards – 5.7).

Other methods of cleaning than those outlined above may be accepted, you would need to demonstrate how the alternative method would remove residues of non-organic product. You will need to provide this information to the certification team for approval.

Monitoring your cleaning measures


You will need to have a system for checking that cleaning has been undertaken and that it is effective to remove residues of non-organic material and/or previous production. This could involve visual inspection, micro-biological testing, testing to ensure sanitisers have been removed from organic food contact surfaces, ATP testing.

The European Commission will be releasing detailed rules for cleaning and disinfection of processing and storage facilities in 2026.

NI 5.13 Pest control

What is this chapter about?

The standards in this section detail how pests are controlled in and around facilities where you carry out organic activities. Pest control in organic production and storage areas should prevent birds, rodents, insects or other pests contaminating organic foods. Pest control should aim, in the first instance, to prevent infestation rather than depend on treatments.

Standards	Guidance
<p>NI 5.13.1 Preventing contamination by pests and pest control products</p> <ol style="list-style-type: none">1. You must design and operate your buildings and controls to reduce the risk of contamination by pests.2. You must ensure when implementing preventative measures in organic areas that you take precautionary proportionate and appropriate measures to avoid the risk of contamination of organic products. <p style="text-align: right;"><i>(EC) 2018/848 Art. 28; Annex II Part IV (1.2 (1.4))</i></p>	<p>Your procedures must include the measures you have in place to reduce the risk of contamination by pests. This should include measures to prevent and control wild birds, rodents and insects from getting into your buildings such as:</p> <ul style="list-style-type: none">• flyscreens• pheromones in traps and dispensers, for monitoring pest levels or as attractants and sexual behaviour disrupters• effective covers of waste bins• sealing gaps and entry points.
<p>NI 5.13.2 Treating infestations in organic products or areas used for organic products</p> <p>If you find an infestation in organic products, on sacks or containers, in areas used for handling/storing organic products or in areas not used for organic products, you must only use pest control methods which do not contaminate the organic product.</p> <p style="text-align: right;"><i>EC) 2018/848 Art. 28(1)</i></p>	<p> If you use pest control methods, you will need to keep records of:</p> <ul style="list-style-type: none">• what pests you have found• what chemicals, methods and equipment you used on them• who did the treatment, when and which area or equipment was treated, and• what precautions you took to prevent contamination of organic products. <p>For example, if you need to use pyrethrum as a spray or fog to control insects:</p> <ul style="list-style-type: none">• if product is unpackaged, remove all organic products from the area to be treated and not put organic products back into the treated area for at least 24 hours after the treatment• if product is in sealed packaging it can remain, but additionally wrap the product with impermeable layer and not remove the wrapping for at least 24 hours after the treatment.• clean all product contact surfaces in the area, (using methods allowed in Soil Association standards), after the treatment and before you process or store organic product there again

- provide evidence that these measures were undertaken.

Please note that some products have a long residual activity and must only be used in such a manner that the residues will not contaminate the organic product. For example, if you plan to use products that migrate easily, or have longer residual activity such as synthetic pyrethroids, organo-phosphorous, carbamate or organo-chlorine compounds then you must describe the additional safeguards you will put in place to prevent migration or contamination. Your pest control contractor can advise you on this.

Rodenticides must only be used in tamper-proof bait stations and in places where there is no risk of contaminating products.

If you use pest control treatments in areas not used for organic production or storage, you must still assess the risk of contamination and take appropriate preventative measures.

You should make your pest control contractor aware that your unit is handling organic products and that you must comply with pest control procedures in section 5.13 of Soil Association standards.

Control methods on organic products

Control methods which are appropriate for use on organic products include, but are not limited to:


- carbon dioxide or nitrogen
- freezing and heating
- vacuum treatment



Control methods in organic areas

Control methods which are appropriate for use in organic areas include, but are not limited to:

- desiccant dusts such as diatomaceous earth and amorphous silica, preferably from naturally occurring sources

	<ul style="list-style-type: none"> • electric flying insect control units, with shatterproof tubes that are positioned and cleaned correctly • tamper resistant bait stations that contain legally approved pesticides • sticky boards for insects • humane electronic rodent repellents such as floor mats
--	---

NI 5.14 Transport, dispatch and receipt of goods	
What is this chapter about?	
This section details all the standards that need to be met for the transport, dispatch and receipt of organic products.	
Standards	Guidance
<p>NI 5.14.1 Collection of products and transport to preparation units</p> <p>If you are collecting organic, in-conversion and non-organic products at the same time, you must have measures in place to prevent any possible mixing or exchanges and you must be able to clearly identify the organic and in-conversion products. Your collection records need to indicate the collection days, hours, collection circuit and the time and date when products were received.</p> <p style="text-align: right;"><i>(EC) 2018/848 Art.23 (1); Annex III (1)</i></p>	<p> Collection records</p>
<p>NI 5.14.2 Labelling & transporting products</p> <p>1. If you send an organic or in-conversion product to another company, including retailers and wholesalers then you must:</p> <ol style="list-style-type: none"> a) ensure it is transported in appropriate packaging containers or vehicles closed in such a way that would prevent alteration, including substitution, of the content without manipulation or damage of the seal. b) label it clearly, either on the product or on accompanying documentation undeniably linked to it so that the recipient can easily identify: <ol style="list-style-type: none"> (i) the product name and its organic status 	<p>For additional requirements for labelling of retail packed products, please refer to section 5.8.</p> <p>If your product is not prepacked for retail, or it goes on for further processing, you can put ingredient information either on the label, or on a document with the product provided it can be clearly linked with the product. For example, grain moved from a dryer to a mill would need to be accompanied by a delivery note with full supplier address, product information (including organic status), batch, haulier and vehicle identification and consignee address.</p> <p>Labelled packaging helps identify organic products and keeps them sealed which limits the risk of contamination and substitution. However, there are products that need to be</p>

<p>(ii) the name and address of the operator, and, if different, the seller or owner of the product our certification body code,</p> <p>(iii) product traceability code, such as batch or lot number</p> <p>(iv) and % organic content of the product (if less than 95%).</p> <p>The above information may solely be on an accompanying document, provided that document can be undeniably linked with the product packaging, container or vehicular transport. The accompanying document must also include information on the supplier or transporter.</p> <p>2. You do not need to use closed packaging, containers or vehicles if:</p> <ol style="list-style-type: none"> transport takes place directly between two organically certified operators the transport includes only organic or in-conversion products products are accompanied by a document containing the information required in point 1b above both the sending and receiving operators keep records of the transportation. <p style="text-align: right;"><i>(EC) 2018/848 Annex III (2.1) (2.2)</i></p>	<p>transported in loose bulk, for example milk in a tanker or fruit and vegetables in open top boxes.</p> <p> Records of transportation of loose organic products.</p>
<p>NI 5.14.3 Receiving organic products</p> <p>When you receive an organic or in-conversion product you must check, upon delivery that the product is labelled according to standard 5.14.2 above and packed appropriately so that it cannot be mistaken or mixed up with other products. You must crosscheck that label on the product matches the information on the accompanying documents and provide an account of how you check goods upon receipt.</p> <p style="text-align: right;"><i>(EC) 2018/848 Annex III (5)</i></p>	<p>When receiving goods from other units or operators you need to have a system in place for checking the organic status of the products and have records to show these checks are always made.</p> <p> Please see the record keeping standards (5.7) for details of the information you will need to record.</p> <p>If you cannot be sure about the organic status of a delivery, for example if information is missing or incorrect, you will need to either:</p> <ul style="list-style-type: none"> • get written confirmation from the supplier • send it back

- sell it as non-organic
- use it in non-organic products.


NI 5.15 Storage of products


What is this chapter about?

This section details the standards for storing and handling organic products.

Standards	Guidance
<p>NI 5.15.1 General separation You must manage your organic storage areas and containers in such a way to;</p> <p>a) ensure identification of lots, and b) avoid any mixing with or contamination from products or substances that we do not allow in these standards. Your organic storage areas, containers and products must be clearly identifiable at all times.</p> <p style="text-align: right;"><i>(EC) 2018/848 Annex III (7.1)</i></p>	<p>Demonstrate that your organic products are clearly identified and separated from areas used for other purposes. Examples include, but are not limited to:</p> <ul style="list-style-type: none"> • identify the room, area, or racking with the word ‘organic’ to show that it is for storing organic products • identify all organic materials clearly to avoid accidental contamination • have sufficient space or barriers around the organic storage area to stop accidental contamination • only use stores, bins and containers that are made of materials suitable for contact with the food they are to store • dedicate and identify bins and containers as organic • prevent contamination by birds, insects and vermin • clean the stores regularly so that there are no residues which could contaminate organic products or encourage pests. <p>Describe in your procedures how you avoid any mixing or contamination from products or substances not permitted in these standards.</p> <p>Also refer to the ‘preserving organic integrity’ section, for details of contamination, and products and substances we do not allow.</p>
<p>NI 5.15.2 Handling and separating organic and non-organic products 1. When you use the same equipment and premises to store and handle both organic, in-conversion and non-organic products you</p>	<p>Also refer to the ‘preserving organic integrity’ (section 5.11) for details of contamination and products and substances we do not allow.</p>

<p>must:</p> <ul style="list-style-type: none"> a) avoid the risk of mixing and exchanging organic or in-conversion products with non-organic products by clearly identifying and separating them during storage, handling and production, including the separation of organic and in-conversion, and b) effectively clean equipment and storage areas used to handle or store non-organic products before handling or storing organic and in-conversion products. <p style="text-align: right;"><i>(EC) 2018/848 Annex III (7.4); Annex II IV (1.5)</i></p>	
--	--

<p>NI 6.0 Specific standards for food and drink NI 6.1 General manufacturing</p>	
<p><i>What is this chapter about?</i> This chapter covers the basic requirements that must be met by all licensees involved in manufacturing organic products.</p>	
Standards	Guidance
<p>NI 6.1.1 Ensuring organic integrity To ensure organic integrity you must:</p> <ol style="list-style-type: none"> 1. Have procedures to maintain the organic integrity of your products, from buying raw materials to goods out, and which also ensure that non-organic products are not produced or sold as organic. 2. Always work to the principles of good manufacturing practice for your sector of the food industry. <p style="text-align: right;"><i>((EC) 2018/848 Annex II Part IV (1.1-1.5)</i></p>	<p>Your procedures need to cover all the critical processing steps in the manufacture of your products. This includes making sure staff are fully trained for the tasks they carry out and understand the importance of maintaining organic integrity.</p> <p> Please also refer to the standards on preserving organic integrity (5.11), cleaning (5.12) and record keeping (5.7) as these are all related to ensuring organic integrity.</p> <p>There are a number of quality management standards that can provide manufacturing businesses with guidelines for best practice quality control and record keeping, such as ISO 9000, BRC and SALSA. It is not a requirement of organic certification to sign up to any of these schemes, however should you wish to develop your quality management system further, these schemes can provide support and independent auditing.</p>
<p>NI 6.1.2 General production methods 1. Organic food must be produced with care and preferably with the</p>	<p>Please also refer to chapters 6.3, 6.4, 6.5 and 6.6 for details of permitted non-organic ingredients, processing aids and additives.</p>

<p>use of biological, mechanical and physical methods.</p> <p>2. Use of permitted food additives, non-organic ingredients, micronutrients and processing aids must be kept to a minimum and only used where necessary.</p> <p>3. Substances and processing methods which could mislead consumers about the true nature of a product must not be used.</p> <p style="text-align: right;"><i>(EC) 2018/848 Art. 7</i> <i>(EC) 2020/464 Art.23</i></p>	
<p>NI 6.1.3 Prohibited techniques</p> <p>Techniques must not be used to modify or restore attributes lost during the processing or storage process.</p> <p style="text-align: right;"><i>(EC) 2018/848 Annex II Part IV (1.6)</i> <i>(EC) 2020/464 Art.23 (1)</i></p>	<p>You can only use substances, re-constitution techniques, additives and processing aids in ways allowed by the law and by these standards.</p>
<p>NI 6.1.4 Processing organic and non-organic</p> <p>If you process organic, in-conversion and non-organic products, either using the same equipment or at the same site, you must:</p> <ol style="list-style-type: none"> a) assess the risk of contamination and mixtures or exchanges, and put in place controls to avoid those risks b) process and store organic and in-conversion products separately, in time or space, from non-organic products c) ensure that the cleaning of your facilities and equipment is sufficient to remove residues of non-organic product before you start processing. This would also apply if you are switching from in-conversion to organic d) finish the whole run of organic or in-conversion products before you start to process non-organic products e) keep a record of all organic, in-conversion and non-organic operations and the quantities processed. f) guarantee that non-organic products are not placed on the market with an indication referring to organic production g) take the necessary measures to ensure identification of lots 	<p> Also refer to storage (5.15), cleaning (5.12), preserving organic integrity (5.11), and record keeping (5.7) sections.</p> <p>There are many ways in which you can ensure separation of organic and non-organic at your facility. As each business is unique it is your responsibility to ensure you have systems and procedures in place that are right for you and your business.</p> <p>Some businesses may have dedicated organic production days, following a thorough clean down of equipment, whereas others may judge it best to carry out organic processing first thing in the morning followed by non-organic production. The important thing is that you manage risk in a way that is appropriate for your operation.</p>

<p>and to avoid mixtures or exchanges between organic, in-conversion and non-organic products (EC) 2018/848 Annex II IV (1.1-1.5)</p>	
<p>NI 6.1.5 Irradiation You must not use ionising radiation for the treatment of organic food or feed or for the treatment of raw materials used in organic food or feed. (EC) 2018/848 Art.9 (4)</p>	<p>This standard applies to all ingredients used in organic products – including ingredients you buy in and non-organic ingredients.</p> <p>Ionising radiation occurs at frequencies that are potentially responsible for cell damage. Ionising radiation is defined as: the transfer of energy in the form of particles or electromagnetic waves of a wavelength of 100 nanometers (nm) or less or a frequency of 3×10^{15} Hertz or more, capable of producing ions directly or indirectly.</p> <p>You may use ultraviolet radiation (UV light), provided it has a wavelength of 100nm to 400nm for:</p> <ul style="list-style-type: none"> • water treatment • surface sterilisation of products • to treat mould growth on the surface of dough and baked goods • to treat fruit and vegetable juice as an alternative to pasteurisation. <p>The prohibition of ionising radiation does not apply in the case of:</p> <ul style="list-style-type: none"> • foodstuffs exposed to ionising radiation generated by measuring or inspection devices, provided that the dose absorbed is not greater than 0.01 Gy for inspection devices which utilise neutrons and 0.5 Gy in other cases, at a maximum radiation energy level of 10 MeV in the case of X-rays, 14 MeV in the case of neutrons and 5 MeV in other cases • the irradiation of foodstuffs which are prepared for patients requiring sterile diets under medical supervision.
<p>NI 6.1.6 Transitional measures for stock of products produced in accordance with Regulation (EC) 834/2007</p> <p>Products produced in accordance with Regulation (EC) No 834/2007 before 1 January 2022 may be placed on the market after that date until stocks are exhausted.</p>	<p>Processors can manufacture from 1st Jan 2022 using organic ingredients produced under 834/2007.</p> <p>E.g. organic fruit preparation produced in 2021 used as an ingredient in yogurt after 1st Jan 2022. Seller of the fruit preparation could continue to sell it until stocks are used up. Wheat harvested in 2021 could be used to make flour after 1st January 2022.</p>

<i>(EC) 2018/848 Art. 60</i>	However, a manufacturer could not, for example, add a non-organic flavour to their product from 1st Jan 2022 unless the flavour complied with the new flavour requirements in 2018/848. E.g. soft drink produced in Jan 2022 could only add a non-organic flavour which complied with the new flavour requirements in 2018/848.
------------------------------	---

NI 6.2 Specific processing requirements	
<p>What is this chapter about? This chapter includes standards relevant to specific products, or product categories. Please check to see if they are relevant to your operation.</p>	
Standards	Guidance
<p>NI 6.2.1 Using ethylene You may only use ethylene as a post-harvest plant growth regulator for bananas and potatoes; however, it may also be used on citrus as part of a strategy for the prevention of fruit fly damage. <i>(EC) 2021/1165 Annex I (4)</i></p>	
<p>NI 6.2.2 Fruit and vegetable washes You may wash fruit and vegetables in fresh water or using a fresh produce wash, provided the ingredients used in the wash are listed in the processing aids or additives sections of these standards. <i>(EC) 2018/848 Annex II Part IV (2.2.1) (2.2.2)(e)</i> <i>(EC) 2021/1165 Annex V</i></p>	<p>See 6.4 for the list of permitted additives and 6.5 for permitted processing aids. List any fruit or vegetable washes you wish to use in your SIPS/MIPS forms. They will need to be approved by us before you use them.</p> <p>Depending on the ingredients in the washes, we may ask you for additional information, such as a GM declaration from the wash manufacturer.</p> <p>You will need to demonstrate that the water you use is potable. Potable water is defined by the EU Drinking Water Directive (98/83/EC). In the UK, this is transposed into The Water Supply (Water Quality) Regulations 2016.</p> <p>There are a number of different processes and chemicals that can be used to treat water to bring it to drinking quality, e.g., chlorine, chlorine dioxide and ozone, these are applied to mains water treated by water companies as well as private water sources such as boreholes and springs. This drinking water (potable water), can be used to wash organic product.</p>

	<p>Substances such as chlorine, chlorine dioxide and ozone are not permitted for use on organic product (please see the list of permitted additives and processing aids for those which you are allowed to use), Water with enhanced chlorine levels (i.e. above those used to produce drinking water) cannot be used to wash organic product.</p> <p>In addition to water used to wash produce, any water used during the grading process must be potable.</p>
<p>NI 6.2.3 Wax coatings You must not use wax coatings directly onto fruit and vegetables unless the coatings are certified organic.</p> <p style="text-align: right;"><i>(EC) 2021/1165 Annex V</i></p>	<p>Non-organic wax coatings cannot be used on fruit or vegetables because they are not included in the list of additives allowed in organic food.</p> <p>If you are using an organic wax on produce, the wax you use needs to be listed on the label for the produce because it counts as an ingredient.</p> <p>Freshly harvested apples and citrus fruit have their own natural waxy coating that protects them from shrivelling and weight loss. When apples are washed at the packing house to remove dust, about half of the original apple wax will be lost. Some apple varieties have naturally higher wax levels, e.g. Royal Gala, Braeburn, Granny Smith and Fiesta.</p>
<p>NI 6.2.4 Baking</p> <p>If you use the same tins or prover pockets for organic and non-organic products, any dusting flours used must be organic, unless you can demonstrate that the shared equipment is adequately cleaned to remove any non-organic residue.</p> <p style="text-align: right;"><i>(EC) 2018/848 Annex II Part IV (1.1)</i></p>	<p>Some bakeries may have separate tins or prover pockets for organic and non-organic products and some may be able to thoroughly clean and rinse the tins and pockets between production runs. If you are not able to do this, you will need to use organic dusting flours for both the non-organic and organic products to avoid contamination of the organic products with non-organic dusting flours.</p> <p>Release agents have to be organic. Please refer to the processing aids chapter – 6.5 – for further details.</p>
<p>NI 6.2.5 Restrictions of the use of Ion exchange and adsorption resin techniques Ion exchange and adsorption resin techniques are authorised when used for the preparation of organic raw materials under the following circumstances only:</p>	<p>Ion exchange and adsorption resin techniques are not permitted for any other use.</p>

<p>a) for baby food, infant formula, and processed cereal-based food (as referred to in points (a) and (b), respectively, of Article 1(1) of Regulation (EU) No 609/2013), provided that using those techniques is necessary to meet the requirements of that Regulation and acts adopted on the basis of Article 11(1) of that Regulation for the products concerned; or</p> <p>b) for products regulated by Directive 2006/125/EC, provided that using those techniques is necessary to meet the requirements of that Directive.</p> <p style="text-align: right;"><i>(EC) 2020/464 Art.23 (1) (2)</i> <i>(EC) 2021/1165 Annex V (part a)</i></p>	
---	--

NI 6.3 General composition

What is this chapter about?

The standards in this chapter relate to the composition of organic food products. They outline what ingredients, additives and processing aids can and cannot be used in organic products.

Use of the word ‘organic’ in relation to food and farming is controlled by European Union (EU). This means that if you want to describe a product as organic in any way, you need to meet the requirements of the EU organic regulations, which are outlined in these standards. This applies to all claims you might want to make in relation to food products, including if you do not call a product organic but just want to describe some of the ingredients as organic, organically grown/produced, grown/produced using organic principles etc. It also applies to loose and packaged organic products.

For details about how to label products correctly, including products containing less than 95% organic ingredients, go to section 5.8.

Standards	Guidance
<p style="color: #4F81BD;">NI 6.3.1 Composition requirements for all products</p> <p>With the exception of wine where there are separate requirements (see section 6.9), all products, whether organic, or containing organic ingredient(s), must meet the requirements in these standards for:</p> <ul style="list-style-type: none"> a) additives b) processing aids c) flavourings d) water 	<p>You will need to complete a Single Ingredient Product Specification form (SIPS) or a Multi Ingredient Product Specification form (MIPS) for each product that you wish to include on your organic licence. If you make changes to the composition of already approved existing products send us updated specifications to reflect these changes. You can download a template of the SIPS and MIPS from here.</p> <p>If you are producing a less than 95% organic product you will not need to request a derogation from your competent authority for any non-organic agricultural ingredients.</p>

- e) salt
- f) preparations of micro-organisms and enzymes
- g) colours for stamping meat and eggshells
- h) minerals, trace elements, vitamins, amino acids and other micronutrients etc.
- i) manufacturing and processing techniques.

(EC) 2018/848 Art.30 (5); Art.16 (1); Art.24 (2a)
(EC) 2018/848 Annex II Part IV (1.5) (2.2)

However, you may only use additives, processing aids, flavourings, micro-organisms, enzymes, vitamins and minerals etc. that are permitted in these standards. For example, you would not be able to fortify a less than 95% product with added vitamins, unless legally required.

Please refer to standard 5.8.3 for labelling requirements for products with less than 95% organic ingredients.

NI 6.3.2 Organic products

To label your product as organic (or organically grown or organically produced), it must:

- a) contain at least 95% (by weight) of organic agricultural ingredients
- b) contain a maximum of 5% (by weight) of natural flavours, additives marked with an asterisk in standard 6.4, and/or non-organic ingredients, but only non-organic ingredients that are covered in these standards
- c) only be processed using processing techniques and processing aids allowed in these standards.

(EC) 2018/848 Art.24 (2)(a)(b); Art.30 (5);
(EC) 2018/848 Annex II Part IV (2.2.2)(a),(2.2.4)
(EC) 2020/464 Art.23 (1)

Please see the example calculation below based on the composition of an organic wholemeal loaf:

Agricultural ingredient	Non-agricultural ingredients (e.g. water, salt, selected additives)	Weight (g)	Status (organic, non-organic, organic wild harvested)
Wholemeal wheat flour		560	Organic
Yeast		5	Non-organic
Dried rosemary		20	Organic
Poppy seeds		20	Organic
Sunflower oil		20	Organic
	Sea salt	20	Non-organic
	Water	300	Non-organic
Total weight: (kg)		945	

Of the 945g product, 320g is salt and water. We do not include this in the calculation but only factor in the weight of the agricultural ingredients; 625g.

	<p>Of this 625g, 5g is non-organic yeast which makes the proportion of the agricultural ingredients in this product 99.2% organic. This loaf can be marketed as organic.</p> <p>You can use our online tool to help with this calculation.</p> <p>If you wish to use any non-organic agricultural ingredients not listed in these standards (refer to standard 6.6.1), then you must apply for a derogation from your competent authority (please see standard 6.7).</p>
<p>NI 6.3.3 Composition of products Organic and less than 95% organic food products must be composed mainly of agricultural ingredients. To determine whether a product is compliant, do not include added water and salt in the calculation. <i>(EC) 2018/848 Art.16 (1)</i> <i>(EC) 848/2018 Annex II Part V (2.1)</i></p>	<p>“Composed mainly” means at least 50% agricultural ingredients.</p>
<p>NI 6.3.4 Using organic and non-organic versions of the same ingredients You must not use organic and non-organic or in-conversion versions of the same ingredient in the same product. <i>(EC) 2018/848 Art.16 (1)</i> <i>(EC) 2018/848 Annex II Part IV (2.1)(b); VII (1.2)</i></p>	<p>This also applies to products made with less than 95% organic ingredients.</p>

NI 6.4 Additives and processing aids

Standards	Guidance
<p>NI 6.4.1 Permitted additives and processing aids You may only use the additives and processing aids in the table below in organic foods and according to the specific conditions against them.</p> <p>Additives marked with an asterisk (*) must be included in the calculation of agricultural ingredients in order to determine the organic percentage of the product overall.</p> <p style="text-align: right;"><i>(EC) 2021/1165 Annex V Part A</i></p>	<p>See the glossary for the definition of a food additive and a processing aid.</p> <p>An example of a processing aid is vegetable oil applied to bread tins as a release agent. This has a function during baking to help get the bread out of the tin but does not have a function in the final product, although residues may remain.</p> <p>Conversely vegetable oil added to raisins to prevent them sticking together is not a processing aid as it is designed to have a function in the finished product. It must be declared as an ingredient.</p> <p>Some additives and processing aids are a potential GM risk because they are derived from crops that can be GM or are made using processes that sometimes involve GM. For these products you will need to provide additional proof that they are non-GM by completing a non-GM declaration form, signed by the additive or processing aid manufacturer, or supplier, and providing supporting information. The type of supporting information required will depend on the additive or processing aid.</p> <p>If you need to use a non-organic additive or processing aid in your product, please contact the certification team to discuss what will be required.</p>

E number or Einecs or both (1)	Name	Organic foodstuffs in which the additive or processing aid may be used and specific conditions and limits		
		Use as an additive	Use as a processing aid	Requires non-GMO declaration form to be completed (unless being used in organic form)
E153	Vegetable carbon	Only in edible cheese rind of ashy goat cheese and		

E160b (i)		Morbier cheese.		
	Annatto bixin*	Only in Red Leicester, Double Gloucester, Cheddar and Mimolette cheeses.		
E160b (ii)	Annatto norbixin*	Only in Red Leicester, Double Gloucester, Cheddar and Mimolette cheeses.		
E170 / 207-439-9 and 215-279-6	Calcium Carbonate	May be used in any product of plant and animal origin. Shall not be used for colouring or calcium enrichment of products	Products of plant origin	
E220	Sulphur dioxide	Fruit wines (wine made from fruits other than grapes, including cider and perry) and mead with and without added sugar: 100 mg/l (Maximum levels available from all sources, expressed as SO ₂ in mg/l). For mulled cider, you must also meet these requirements.		
E223	Sodium metabisulphite	Crustaceans.		
E224	Potassium metabisulphite	Fruit wines (wines made from fruits other than grapes, including cider and perry) and mead with and without added sugar): 100 mg/l (Maximum levels available from all sources, expressed as SO ₂ in mg/l). For mulled cider, you must also meet these requirements.		
E250	Sodium nitrite	Meat products		

		<p>May only be used, if it has been demonstrated to the satisfaction of the competent authority that no technological alternative, giving the same guarantees and/or allowing to maintain the specific features of the product, is available.</p> <p>Not in combination with E252.</p> <p>Maximum amount that may be added during the manufacturing expressed NO2 ion: 50mg/kg.</p> <p>Maximum residual amount from all sources for the product ready for marketing throughout the shelf life of the product expressed as NO2 ion: 30mg/kg.</p>		
E252	Potassium nitrate (saltpetre)	<p>Meat products</p> <p>May only be used, if it has been demonstrated to the satisfaction of the competent authority that no technological alternative, giving the same guarantees and/or allowing to maintain the specific features of the product, is available.</p> <p>Not in combination with E250.</p> <p>Maximum amount that may be added during the manufacturing expressed as NO3 ion: 55mg/kg.</p>		

		Maximum residual amount from all sources for the product ready for marketing throughout the shelf life of the product expressed as NO3 ion: 35mg/kg.		
E267	Buffered vinegar*	Products of plant and animal origin Only from organic production		
E270 / 200-018-0	Lactic acid	Products of plant and animal origin	Cheese For the regulation of pH of the brine bath in cheese production	X
E290 / 204-696-9	Carbon dioxide	Products of plant and animal origin	Products of plant and animal origin	
E296	Malic acid	Products of plant origin	X	
E300	Ascorbic acid	Products of plant origin meat products (category 08,3 (2)) and meat preparations (category 08,2 (2)) to which other ingredients than additives or salt have been added		X
E301	Sodium ascorbate	Meat products May only be used in connection with nitrates and nitrites		X
E306	Tocopherol rich extract (Vit E)*	Products of plant and animal origin Anti-oxidant		X
E322	Lecithins*	Products of plant origin Products of animal origin Only from organic production		X
E325	Sodium lactate	Products of plant origin Milk-based and meat products		X
E330 / 201-069-1	Citric acid	Products of plant and animal origin	Products of plant and animal origin	X
E331	Sodium citrates	Products of plant and animal origin		X

E333	Calcium citrates	Products of plant origin		X
E334	Tartaric acid (L(+)-)	Products of plant origin Mead		X
E335	Sodium tartrates*	Products of plant origin From 1 January 2027, only from organic production		X
E336	Potassium tartrates*	Products of plant origin From 1 January 2027, only from organic production		X
E337	Potassium sodium tartrate*	Product of plant origin From 1 January 2027, only from organic production		
E341 (i)	Monocalcium Phosphate	Self raising flour Only as raising agent		X
E392	Extracts of rosemary*	Products of plant and animal origin Only from organic production		
E400	Alginic acid	Products of plant origin Milk products		X
E401	Sodium alginate	Products of plant origin Milk products Sausages based on meat		X
E402	Potassium alginate	Products of plant origin Milk-based products		X
E406	Agar	Products of plant origin Milk-based products and meat products		X
E407	Carrageenan	Products of plant origin Milk-based products		X
E410	Locust bean gum*	Products of plant and animal origin Only from organic production		
E412	Guar gum*	Products of plant and animal origin Only from organic production		
E414	Arabic gum*	Products of plant and animal origin Only from organic production		

E415	Xanthan gum	Products of plant and animal origin		X
E417	Tara gum*	Products of plant and animal origin Thickener Only when derived from organic production.		
E418	Gellan gum*	Products of plant and animal origin High-acyl form only From organic production if available.		X
E422	Glycerol*	Plant extracts Flavourings Only from plant origin Solvent and carrier Humectant in gel capsules Surface coating of tablets Only from organic production		X
E440 (i)	Pectin* (non amidated)	Products of plant origin Milk-based products		
E460 /232-674-9	Cellulose	Gelatine	Products of plant origin Gelatine production in compliance with Regulation (EC) N) 853/2004 of the European Parliament and of the Council	
E464	Hydroxypropyl methyl cellulose	Products of plant and animal origin Encapsulation material for capsules		X
E500 /207-838-8, 205-633-8, 208-	Sodium carbonate	Products of plant and animal origin	Products of plant and animal origin	

580-9				
E501 /209-529-3, 206-059-0	Potassium Carbonates	Products of plant origin	Grapes Drying agent to produce dried grapes	
E503	Ammonium Carbonates	Products of plant origin		
E504	Magnesium carbonates	Products of plant origin		
E509 /233-140-8	Calcium chloride	Products of plant origin. Only to induce coagulation Milk-based products. Only as stabiliser Sausages based on Meat. Only to induce coagulation to form casing	Products of plant origin Only as clarifying/flocculating agent	
E511/232-094-6	Magnesium chloride	Products of plant origin Only to induce coagulation	Products of plant origin Only as clarifying/flocculating agent	
E516 /231-900-3	Calcium sulphate	Products of plant origin Only as carrier or to induce coagulation	Products of plant origin Only as clarifying/flocculating agent	
E524 /215-185-5	Sodium hydroxide	'Laugengebäck' Only as surface treatment	Sugars	
		Flavourings Only as acidity regulator	Oil from plant origin excluding olive oil	

			Plant protein extracts	
E551 /231-545-4	Silicon dioxide	Cocoa Only as use as anticaking agent for use in automated dispensing machines	Products of plant origin	
		Herbs and spices in dried powdered form		
		Flavourings Propolis		
E553b	Talc	Products of plant origin Sausages based on meat. Only surface treatment	Products of plant origin	
E901 /232-383-7	Beeswax*	Confectionary Glazing agent Only from organic production	Products of plant origin Only from organic production Only as releasing agent	
E903 /232-399-4	Carnauba wax*	Confectionary Glazing agent Only from organic production	Products of plant origin Only from organic production Only as releasing agent	
		Citrus fruit Only from organic production Mitigating method for mandatory extreme cold treatment of fruit as a quarantine measure against harmful organisms in accordance with (Commission Implementing Directive (EU) 2017/1279) ⁽³⁾		

E938	Argon	Products of plant and animal origin		
E939	Helium	Products of plant and animal origin		
E941 /231-783-9	Nitrogen	Products of plant and animal origin	Products of plant and animal origin	
E948	Oxygen	Products of plant and animal origin		
E968	Erythritol*	Products of plant and animal origin Only from organic production without using ion exchange technology		
-/200-578-6	Ethanol		products of plant and animal origin only as solvent on crystallization primers for the production of sugar and/or extraction solvent	X
-/200-580-7	Acetic acid		products of plant origin from organic production, if available	
			fish from organic production, if available	
-/215-108-5	Bentonite		products of plant origin	
			mead only as sticking agent	
-/215-137-3	Calcium hydroxide		products of plant origin	
-/231-595-7	Hydrochloric acid		Gelatine production in compliance	

			with Regulation (EC) N 853/2004 of the European Parliament and of the Council	
			Gouda, Edam and Maasdammer cheeses, Boeren kaas, Friese and Leidse Nagelkaas	
			only as regulation of the pH of the brine bath in the processing of cheeses	
-/231-639-5	Sulphuric acid		Gelatine production in compliance with Regulation (EC) N 853/2004 of the European Parliament and of the Council	
			Sugar(s)	
-/231-765-0	Hydrogen peroxide		Gelatine production in compliance with Regulation (EC) N 853/2004 of the European Parliament and of the Council	
-/232-554-6	Gelatin		Products of plant origin	
-/232-555-1	Casein		Products of plant origin	X
-/293-292-6	Isinglass		Products of plant origin	
-/931-328-0	Activated carbon		Products of plant and animal origin	
	Ammonium hydroxide		Gelatine production in compliance with Regulation (EC) N 853/2004 of the European Parliament and of the Council	
	Diammonium phosphate		Fruit wines, including cider, perry and mead	
	L(+)-lactic acid from fermentation		Plant protein extract	X
	Thiamin hydrochloride		Fruit wines, including cider, perry	

			and mead	
	Diatomaceous earth		Products of plant origin Gelatin	
	Egg white albumen		Products of plant origin	
	Hop extract		Products of plant origin only for antimicrobial purposes From organic production, if available	
	Hazelnut shells		Products of plant origin	
	Perlite		Products of plant origin Gelatin	
	Pine rosin extract		Products of plant origin Only for antimicrobial purposes From organic production, if possible	
	Rice meal		Products of plant origin	X
	Tannic acid		Products of plant origin Filtration aid	
	Vegetable oils		Products of plant and animal origin Greasing, releasing or antifoaming agent Only from organic production	
	Vinegar		products of plant origin only from organic production	
			fish	

			only from organic production	
	Water		Products of plant and animal origin water intended for human consumption within the meaning of Directive (EU) 2020/2184 of the European Parliament and of the Council (4)	
	Wood fibre		Products of plant and animal origin The source of timber should be restricted to certified, sustainably harvested wood Wood must not contain toxic components (post-harvest treatment, naturally occurring toxins or toxins from micro-organisms)	
	Pea protein		Use for clarification of fruit juices and fruit wines (wines made from fruits other than grapes, including cider and perry) and mead From organic production if available	
	Potato protein		Use for clarification of fruit juices and fruit wines (wines made from fruits other than grapes, including cider and perry) and mead From organic production if available	

* For the purpose of the calculation of the percentages referred to in Article 30(5) of Regulation (EU) 2018/848, food additives marked with an asterisk shall be calculated as ingredients of agricultural origin

(1) European Inventory of Existing Commercial Chemical Substances (OJ C 146, 15.6.1990, p. 4).


(2) Food categories in Part D of Annex II to Regulation (EC) No 1333/2008 of the European Parliament and of the Council of 16 December 2008 on food additives (OJ L 354, 31.12.2008, p. 16, ELI: <http://data.europa.eu/eli/reg/2008/1333/oj>).

(3) Commission Implementing Regulation (EU) 2019/2072 of 28 November 2019 establishing uniform conditions for the implementation of Regulation (EU) 2016/2031 of the European Parliament and the Council, as regards protective measures against pests of plants, and repealing Commission Regulation (EC) No 690/2008 and amending Commission Implementing Regulation (EU) 2018/2019 (OJ L 319, 10.12.2019, p. 1, ELI: http://data.europa.eu/eli/reg_impl/2019/2072/oj).

(4) Directive (EU) 2020/2184 of the European Parliament and of the Council of 16 December 2020 on the quality of water intended for human consumption (OJ L 435, 23.12.2020, p. 1, ELI: <http://data.europa.eu/eli/dir/2020/2184/oj>).

NI 6.6 Other ingredients	
Standards	Guidance
<p>NI 6.6.1 Non-organic agricultural ingredients The EU considers that the ingredients below are not available in organic form, so you can use them in non-organic form in your organic products:</p>	<p>NICA have confirmed that casings made from collagen or cellulose are allowed to be used as non-organic ingredients in organic processed food.</p>

<ol style="list-style-type: none"> 1. Algae Arame (<i>Eisenia Bicyclis</i>), unprocessed as well as products of first-stage processing directly related to this alga 2. Alga Hijiki (<i>Hizikia fusiforme</i>), unprocessed as well as products of first-stage processing directly related to this alga 3. bark of the Pau d'arco tree <i>Handroanthus impetiginosus</i> ('lapacho') <ul style="list-style-type: none"> - only for use in Kombucha and tea mixtures 4. wild fishes and wild aquatic animals, unprocessed as well as products derived therefrom by processes <ul style="list-style-type: none"> - only from fisheries that have been certified as sustainable under a scheme recognised by the competent authority in line with the principles laid down in Regulation (EU) No 1380/2013, in accordance with point 3.1.3.1 (c) of Part III of Annex II to Regulation (EU) 2018/848 only when not available in organic aquaculture 5. gelatin <ul style="list-style-type: none"> - from other sources than porcine 6. casings <ul style="list-style-type: none"> - from natural raw materials of animal origin or from plant origin material 7. milk mineral powder/liquid <ul style="list-style-type: none"> - only when used for its sensory function to replace wholly or partly sodium chlorid <p style="text-align: right;"><i>(EC) 2021/1165 Art. 12; Annex V Part B</i></p>	
Standards	Guidance
<p>NI 6.6.2 Natural flavourings</p> <p>You can use natural flavouring substances and natural flavouring preparations in organic products but only if:</p> <ol style="list-style-type: none"> a) they are natural flavours as defined in regulation (EC) No 1334/2008 that have been labelled as natural flavouring 	<p><i>Flavourings labelled according to Article 16(4) must be obtained, by at least 95%, from the source material referred to.</i></p> <p>For example, for a lemon flavour, 95% of the flavour must come from lemons. The remaining 5% could include natural substances that are labelled according to Article 16(3), so for a lemon flavour, the remaining 5% does not have to come from lemons.</p>

<p>substances or natural flavouring preparations, in accordance with Article 16(2), (3) and (4) of that Regulation</p> <p>b) they do not contain ingredients made from GMOs</p> <p style="text-align: center;"><i>(EC) 2018/848 Art. 16 (1); Annex II IV (2.2.2) (a) (b)</i></p>	<p>Non-organic flavourings must not exceed 5% by weight of the organic product. See standard 6.3.2 for how to calculate the percentage of organic ingredients in a product.</p>
<p>NI 6.6.3 Organic flavourings</p> <ol style="list-style-type: none"> 1. For the production of organic flavourings all of the flavouring components and carriers of flavouring components in the flavouring must be organic 2. The production of organic flavouring must meet the requirements of these standards. 3. Only natural flavouring substances and natural flavouring preparations that comply with article 16 (2)(3)(4) of <i>(EC) No 1334/2008</i> may be used in organic flavours. <p style="text-align: right;"><i>(EC) 2018/848 Art:30 (5)(a)</i></p>	<p>The organic flavouring components must also comply with restrictions on type of flavouring as outlined in standard 6.6.2.</p> <p>Up to 5% non-organic flavourings are also permitted but must comply with restrictions on type of flavouring as outlined in standard 6.6.2.</p> <p>Carriers used must be organic. Where organic version is not available up to 5% non-organic carriers may be used, but only if they are listed in section 6.6.1 of these standards.</p> <p>Only additives or processing aids listed in section 6.4 and 6.5 of these standards may be used.</p>
Standards	Guidance
<p>NI 6.6.4 Water</p> <p>Water that you use as an ingredient must be potable (fit for drinking).</p> <p style="text-align: right;"><i>EC) 2018/848 Annex II Part IV (2.2.2)</i></p>	<p>You will need to demonstrate that the water you use is potable. Potable water is defined by the EU Drinking Water Directive (98/83/EC). In the UK, this is transposed into The Water Supply (Water Quality) Regulations 2016.</p> <p> If you are using mains water you can demonstrate that your water is potable by indicating your water supplier on your product specification form. If your water is from a bore hole, you can demonstrate how you ensure it is potable by retaining copies of your water quality test results.</p>

<p>NI 6.6.5 Salt You may use salt, either with sodium chloride or potassium chloride as basic components, in organic products.</p> <p style="text-align: right;"><i>(EC) 2018/848 Annex II Part IV (2.2.2)</i></p>	<p>Salt is a permitted non-organic ingredient.</p> <p>Contact your salt supplier to check whether the salt you are using contains anti-caking agents.</p>
<p>Standards</p>	<p>Guidance</p>
<p>NI 6.6.6 Yeast 1. You may use non-organic yeast in your products, however, yeast and yeast products must be calculated as ingredients of agricultural origin. 2. Organic yeast must not be present in organic food or feed together with non-organic yeast.</p> <p style="text-align: right;"><i>(EC) 2018/848 Annex II Part IV (2.2.2 (a) & 2.2.4); Annex II Part VII (1.2)</i></p>	<p>In order for the product to be labelled as organic you must not use more than 5% non-organic agricultural ingredients in your product. Non-organic yeast is included within this 5% allowance.</p> <p>You may use non-organic yeast in organic products, provided we have reviewed the GM information related to the product and we are satisfied it does not contain GM material or has not been made using GM.</p> <p>You need to include non-organic yeast in the ‘agricultural ingredients’ section on the product specification form you submit to the certification team.</p>
<p>NI 6.6.7 Micro-organisms and enzymes You may use preparations of micro-organisms and enzymes normally used in food processing, but you can only use an enzyme as an additive if it is in the list of permitted additives in standard 6.4.1. Any micro-organisms or enzymes you use must not be made from or by GMOs.</p> <p style="text-align: right;"><i>(EC) 2018/848 Art, 11; Annex II IV (2.2.2)</i></p>	<p>Micro-organisms should preferably be grown on organic substrates.</p> <p>Enzymes and micro-organisms may be used as processing aids, e.g. yeast in brewing, rennet for cheese production.</p> <p>If enzymes are to be used as additives, they must be listed in standard 6.4.1 however, there are currently no enzymes listed for use as additives. Food additives are legally defined. For general information, the EU publishes a list of food additives approved for use within the EU. If you are unsure whether the enzyme you wish to use is classed as an additive then you can check the list here.</p> <p>See the glossary for the definition of a food additive.</p> <p>Some enzymes used as ingredients are not classed as additives, for example, there are some enzymes intended for human consumption for nutritional or digestive purposes. These may be used in organic products if they are normally used in food processing.</p>

		For each micro-organism or enzyme you wish to use you will need to complete our non-GM declaration form, signed by the enzyme manufacturer, and providing supporting information as outline in the non-GM declaration form.	
<p>NI 6.6.8 Organic yeast</p> <ol style="list-style-type: none"> To produce organic yeast, you must culture it on an organic substrate. However, if you are unable to obtain organic yeast extract or autolysate, you may add up to 5% non-organic yeast extract or autolysate to the substrate (calculated in dry matter), until 31st December 2024. When producing organic yeast, you may use drinking water, organic or non-organic salt, and preparations of micro-organisms and food enzymes normally used in food processing, however, if the enzymes you wish to use are additives, they can only be used if they are listed as an approved additive in standard 6.4. Organic yeast shall not be present in organic food or feed together with non-organic yeast. The processing aids in the table below are permitted for the production of yeast and yeast products. <p><i>(EC) 2018/848 Art. 24 (2)(c); Annex II VIII (1.3); Annex II VII (1.1) – updated by (EC) 2020/1693 Art. 1 (8)(d)</i></p>		<p>When all or part of a cell or tissue breaks down by self-produced enzymes, the product is called autolysate. Whilst you can use up to 5% yeast extract or autolysate, you should only do so if you cannot find it as organic. You need to be able to demonstrate that you have tried to source organic yeast extract or autolysate.</p> <p>If you use enzymes or other micro-organisms in the process of manufacturing the organic yeast, you should get them from a certified organic source, if that is available. The seed yeast that you use may be non-organic, but it must not contain or be produced using GMOs.</p> <p>If you are creating your own sourdough starter culture from scratch, use organic flour and potable water to produce it.</p> <p>If you want to use pre-existing starter cultures then you will need to send us written confirmation that you have not added anything other than flour during its life and that it does not contain any GMOs.</p> <p>The starter culture will need to be converted to organic as you split, feed and regenerate it. You can do this by adding organic flour each time that it is split and fed, until the non-organic starter proportion is at or below 5%. Keep records to demonstrate that you have done this. Note - all standards governing food processing and packing apply for producing organic yeast.</p> <p>At the moment there are no standards for organic salt but the EU Commission plan to develop some.</p>	
Name	Primary yeast	Yeast confections/ formulations	Specific conditions
Calcium chloride	X		

Carbon dioxide	X	X	
Citric acid	X		For the regulation of the pH in yeast production
Lactic acid	X		For the regulation of the pH in yeast production
Nitrogen	X	X	
Oxygen	X	X	
Potato starch	X	X	For filtering. Only from organic production
Sodium carbonate	X	X	For the regulation of the pH
Vegetable oils	X	X	Greasing, releasing or anti-foaming agent. Only when derived from organic production
Fermentation activators	X		Nutrients from yeast extract or autolysate Up to 5 % of the substrate calculated in weight of dry matter'

Standards	Guidance
<p>NI 6.6.9 Vitamins and minerals</p> <p>You may only add vitamins, minerals, amino acids, micro-nutrients and trace elements to organic products provided that:</p> <p>(a) their use in food for normal consumption is ‘directly legally required’, in the meaning of being directly required by provisions of Union law or provisions of national law compatible with Union law, meaning the food cannot be placed at all on the market as food for normal consumption if those minerals, vitamins, amino acids or micronutrients are not added; or</p> <p>(b) as regards food placed on the market as having particular characteristics or effects in relation to health or nutrition or in relation to needs of specific groups of consumers:</p> <p>— in products referred to in points (a) and (b) of Article 1(1) of Regulation (EU) No 609/2013 of the European Parliament and of the Council (1) their use is authorised by that Regulation and acts adopted on the basis of Article 11(1) of that Regulation for the products concerned, or</p>	<p>For example, in the UK, the Bread and Flour Regulations (amended 2024) require that iron, niacin, thiamine (vitamin B1), nicotinic acid (vitamin B3), folic acid and calcium carbonate must be added to flour, with the exception of wholemeal flour or flour produced by small mills (as defined in the Bread and Flour (Amendment) Regulations 2024). Small mills falling under the definition may not fortify organic flour as it is not legally required for them to do so. Regulation (EU) No 609/2013 Article 1(1) (a & b) relate to infant formula & follow-on formula and processed cereal-based food & baby food.</p> <p>Commission Directive 2006/125/EC is on processed cereal-based foods and baby foods for infants and young children.</p> <p>Regulation (EU) No 609/2013 Organic baby foods for infants and young children - specifically organic infant formula, follow-on formula, processed organic cereal-based foods and baby foods - may be fortified by minerals, trace elements, vitamins, amino acids and micronutrients where their use is legally authorised in horizontal legislation.</p> <p>In Europe, other fortification is controlled by the EC Regulation on the Addition of Vitamins, Minerals and Certain Other Substances to Foods (1925/2006/EC).</p>

<p>— in products regulated by Commission Directive 2006/125/EC (2), their use is authorised by that Directive (EC) 2018/848 Annex II Part IV (2.2.2)</p>	<p>All vitamins except thiamine requires non-GMO declaration form to be completed (unless being used in organic form).</p>
<p>NI 6.6.10 Colouring for decorative eggs You will need to apply to your competent authority if you want to use natural colours and natural coating substances for traditional decoration of the shells of boiled eggs sold during the Easter period. (EC) 2018/848 Annex II IV (2.2.2) (d)</p>	

<h2>NI 6.7 Derogations</h2>	
<h3>Standards</h3> <th data-bbox="981 624 2163 667"> <h3>Guidance</h3> </th>	<h3>Guidance</h3>
<p>NI 6.7.1 EU derogations The EU Organic Regulation allows for some derogations to use non-organic agricultural ingredients where they aren't available on the market in organic form and aren't already listed in standard 6.6.1. This standard only applies to products containing 95-100% organic agricultural ingredients.</p> <p>In these cases you can apply to your competent authority for a derogation to use the particular ingredients.</p> <p>The competent authority can authorise the use of the non-organic agricultural ingredients for the production of processed organic food in Northern Ireland for a maximum of six months. That authorisation shall apply to all operators in Northern Ireland.</p> <p>If the ingredient remains unavailable after that six months the competent authority can renew the derogation two times for a maximum of six months each. You must reapply for each renewal to the derogation. Approval may be granted provided that no EU Member</p>	<p>If you are having trouble finding an agricultural ingredient in organic form, contact the certification team. We may be able to provide details of companies that will be able to supply you with what you need.</p> <p>If an ingredient is not available in organic form anywhere in NI or the EU, then you may still be able to use it provided you have successfully applied for a derogation to do so.</p> <p>Derogations can only be granted for agricultural ingredients. Neither certification bodies nor the competent authorities can give derogations to use additives and processing aids which are not listed as permitted in the organic regulation.</p> <p>If you are producing juice from concentrate and unable to source an organic version of the top note, you can apply for a derogation. If the derogation is issued, the top note must be listed as a non-organic ingredient on the retail label (see standard 5.8.2).</p> <p>If you are producing a less than 95% organic product you will not need to request a derogation from your competent authority for the non-organic ingredients.</p> <p>Please refer to section 5.8. of these standards for further information on labelling.</p>

<p>State has objected by indicating, that the ingredient is available as organic in sufficient quantity.</p> <p>You must keep on file the record of each derogation granted.</p> <p style="text-align: right;"><i>(EC) 2018/848 Art. 7 (a); Art.24 (2b); Art. 25</i></p>	<p>How to apply for a derogation</p> <p>You will need to complete a NICA non-organic ingredient application form.</p> <p>Before submitting an application it is important that you ensure you have checked the EU market, not just UK suppliers and provide that evidence with your application.</p> <p>Double check your percentage calculations to ensure they are correct and that the total percentage of organic agricultural ingredients will not exceed 5%. Please refer to our web tool for help with calculating maximum percentages. Please note some additives are included in the percentage calculations - refer to standard 6.4.2 for details.</p> <p>If after the derogation is renewed twice the ingredient is still unavailable in organic form in sufficient quality and quantity to meet the needs of operators, the competent authority may submit a dossier to the EC for addition to the list of permitted non-organic agricultural ingredients.</p>
--	---

NI 6.8 Importing

What's this chapter about?

This chapter outlines the requirements that need to be met when importing organic goods from the EU and EEA.

Standards	Guidance
<p>NI 6.8.1 Scope</p> <p>The standards in this section apply to anyone involved in importing and exporting organic goods or acting as the first consignee in the import of organic goods. They also apply to anyone carrying out these activities on behalf of someone else.</p> <p style="text-align: right;"><i>(EC) 848/2018 Art. 2 (1)</i> <i>(EC) 2306/2021 Art. 2</i> <i>(EC) 2307/2021 Art. 2</i></p>	<p>The following definitions are applicable for this chapter:</p> <p>(1) 'importer' means a natural or legal person established in the Union and subject to the control system referred to in Regulation (EU) 2018/848, who presents the consignment for release for free circulation in the Union either on its own, or through a representative;</p> <p>(2) 'operator responsible for the consignment' means, for the purposes of Article 6(4) of Delegated Regulation (EU) 2021/ 2306 and Commission Delegated Regulation (EU) 2019/2123(3), either the importer or a natural or legal person established in the Union who presents the consignment at the border control post on behalf of the importer;</p> <p>(3) 'first consignee' means a natural or legal person established in the Union and subject to the control system referred to in Regulation (EU) 2018/848 to whom the consignment is</p>

delivered by the importer after the release for free circulation and who receives it for further preparation and/or marketing;

(4) 'consignee' means a natural or legal person established in the Union and subject to the control system referred to in Regulation (EU) 2018/848 to whom the batch obtained from the splitting of a consignment is delivered by the importer after the release for free circulation and who receives it for further preparation and/or marketing;


(5) 'consignment' means a consignment, as defined in Article 3, point (37)*, of Regulation (EU) 2017/625 of the European Parliament and of the Council(4), of products intended to be placed on the market within the Union as organic products or in-conversion products; however, in case of organic products and in-conversion products exempted from official controls at border control posts in accordance with Commission Delegated Regulation (EU) 2021/2305(5)**, it means a quantity of products under one or more Combined Nomenclature codes, covered by a single certificate of inspection, conveyed by the same means of transport and imported from the same third country.

(6) 'point of release for free circulation' means a point of release for free circulation where official controls on organic and in-conversion products exempted from official controls at border control posts are carried out in accordance with Delegated Regulation (EU) 2021/2305;

(7) 'border control post' means a border control post as defined in Article 3, point (38), of Regulation (EU) 2017/625;

(8) 'control point' means a control point other than a border control post as referred to in Article 53(1), point (a), of Regulation (EU) 2017/625;

(9) 'identity check' means a visual inspection to verify that the content and the labelling of a consignment, including the marks on animals, seals and means of transport, correspond to the information provided in the official certificates, official attestations and other documents accompanying it;

	<p>(10) ‘physical check’ means a check on animals or goods and, as appropriate, checks on packaging, the means of transport, labelling and temperature, the sampling for analysis, testing or diagnosis and any other check necessary to verify compliance with the rules referred to in Article 1(2) of (EU) 2017/625.</p>
<p>NI 6.8.2 Importing products from the EU You do not need to be licensed as an importer to bring organic or in-conversion products into Northern Ireland from within the EU, or the European Economic Area (EEA), provided those products are certified in accordance with the EU Organic Regulation. However, you will still require certification to trade, wholesale, distribute, store, break down, pack, repack, re-label or process organic product. <i>(EC) 2018/848 Art. 50</i></p>	<p>EEA countries are Iceland, Liechtenstein and Norway.</p> <p>Refer to standard 5.1.1 for details of which activities require certification.</p>
<p>NI 6.8.3 Importing products from outside the EU, NI or EEA</p> <ol style="list-style-type: none"> 1. If you wish to import products from a third country (including from GB), you will need certification in order to do so. 2. If you use a sub-contractor to import on your behalf, they will also need certification. Please refer to standard 5.4.2 for details of subcontractor certification requirements. 3. You will also need certification if you wish to export your products. <i>(EC) 2018/848 Art. 34(1)(3)</i> 	
<p>NI 6.8.4 Planning and managing your importing operation</p> <ol style="list-style-type: none"> 1. Before you can begin importing you must provide, and keep updated as necessary, a full description of your importing enterprise, including details of: <ol style="list-style-type: none"> a) your premises b) your importing activities, including the locations where the products you import first enter NI or EU c) any other facilities you intend to use for storage of imported products before they are delivered to the first consignee. 	<p> To help you meet this requirement we provide an application form that outlines what information is required. This can be found on our website.</p> <p>If you make any significant changes to your activities, you must update your documentation and inform the certification team. Important changes are, for example, change of location of an activity, change of ownership, or change of contact person. Another important change is alteration of certified production which means that information previously submitted about the production is no longer correct.</p>

<p>d). Any storage site you use must also be subject to the certification system and be inspected by an organic certification body.</p> <p>2. The first consignee, or consignee, must also provide a full description of their unit which includes details of the facilities used for reception and storage of imported goods.</p> <p style="text-align: right;"><i>(EC) 848/2018 Art. 39 (1)(d)(i)</i> <i>(EC) 2307/2021 Art. 6</i></p>	<p>You must let us know if and when you plan to expand into new areas. For example, if you currently store organic products and wish to start packing or processing them. depending on what you are adding or expanding, we may need to update your certificates and you may need an additional inspection or licence.</p> <p>If a consignment leaves port and goes to a distribution hub or warehouse, where the consignment is split and distributed to customers, then that distribution hub/warehouse will require certification as they are acting as first consignee. First consignees must be licensed.</p>
<p>NI 6.8.5 Importing products from third countries</p> <p>1.You may import organic products from suppliers, including exporters, certified by a certification body or control authority recognised and approved by the EU or a country which has an equivalence agreement with the EU.</p> <p>Each country/certification body is approved for specific product categories, which means not all product types can be imported. See guidance for further details.</p> <p>2. The exporter must be licensed.</p> <p style="text-align: right;"><i>(EC) 848/2018; Art. 35 (7); Art.45 (1); Art. 46 (1); Art. 47; Art. 57 (1)</i> <i>(EC) 2325/2021 Art. 1; Art. 2; Art. 3; Annex I; Annex II</i></p>	<p>The EU publishes lists of approved countries and certification bodies and also the categories each is approved for.</p> <p>Recognised third countries</p> <p>These are countries whose national organic standards and control systems are recognised as equivalent to EU organic standards. A list of countries and approved certification bodies operating in each country can be found in (EU) 2021/2325.</p> <p>These recognitions expire 31st December 2026. The agreements will be renegotiated on the basis of trade agreements.</p> <p>Countries may also be recognized under Trade Agreements: https://ec.europa.eu/info/food-farming-fisheries/farming/organic-farming/trade/agreements-trade-organic-products_en#ch-relatedinfo</p> <p>Each country is approved for specific product categories, (see below for details). This means not all product types can be imported, for example wine from Argentina. Before you arrange to import anything from these countries please contact the certification team. so they can let you know about any restrictions.</p> <p>Categories</p> <p>You will often see categories referred to organic certificates for companies certified to the EU Organic Regulation. These categories indicate the products which the company is allowed to export to the EU. Below is what each category means:</p>

- (a) Unprocessed plants and plant products, including seeds and other plant reproductive material;
- (b) Livestock and unprocessed livestock products;
- (c) Algae and unprocessed aquaculture products;
- (d) Processed agricultural products, including aquaculture products, for use as food;
- (e) Feed;
- (f) Wine;
- (g) Other products listed in Annex I to this Regulation or not covered by the previous categories. (See standard 5.1.1 for products this applies to)

Recognised certification bodies

These are control bodies whose standards and control system have been recognised as equivalent to EU organic standards are known as ‘recognised certification bodies’. Just like recognised third countries, each certification body is approved for specific product categories. The list of these certification bodies is in [\(EU\) 2021/2325](#).

These recognitions expire 31st December 2024 by which time all the control bodies must have been recognised by the European Commission (EC) as compliant with and working to 2018/848.

When obtaining certificates from suppliers certified by recognised certification bodies, you will need to check that the documents state that the supplier is certified to the EU Organic Regulation and that they make explicit reference to regulations 2018/848, or 834/2007 and 889/2008 - certificates issued in the EU may continue to refer to 834 & 889 until end of 2022 and certificates issued outside of EU until end of 2024. . You will also need to check that the scope of the company’s certification includes export.

The list of approved certifiers occasionally changes. If you are unsure about whether a prospective supplier is certified by an approved certifier, please contact the certification team. and forward them a copy of your supplier’s organic certificate.

Compliant certification bodies

These are control bodies recognised by the EU as working in compliance to 2018/848. By 31st December 2024 all control bodies must be compliant.

NI 6.8.6 Certificates of Inspection

1. Issuing of Certificate of Inspection - All organic products listed in standard 5.1.1 imported from a third country (including from Great Britain), must be issued with a Certificate of Inspection (COI) by the certification body of the exporter in the third country. The COI must be issued before the consignment leaves the third country. As the importer, you must ensure you have a COI issued for each consignment.
2. Pre-Notification of arrival - For each consignment, the importer or, where appropriate, the operator responsible for the consignment, must give prior notification of the arrival of the consignment to the border control post (BCP) or the point of release for free circulation. You must complete and submit the relevant part of the COI in TRACES (normally box 20)
3. Partial release of a consignment - If only part of the consignment is released for free circulation, the consignment will be split into different batches before its release. In this case the importer must:
 - submit an extract of the COI in TRACES for each of the batches.
 - present a finalised Common Health Entry Document (CHED)The BCP will then verify the batches and endorse the COI.
4. Release for free circulation - When consignments are released for free circulation, **the importer must** report the COI number in the customs declaration

*(EC) 2306/2021 Art. 4 (1); Art. 6 (3) (6) (7); Art. 9
(EC) 2307/2021 Art. 3 (1); Art. 4*

For the import of organic products into NI and the EU, all COIs are issued using an electronic system called TRACES NT. In NI, the EU, and the EEA (Norway, Iceland and Liechtenstein), all importers, and all exporters in the country of origin, must register for a TRACES NT account. You can find out further information on our webpages [here](#).

In the EU and NI, it is normally the port authorities at the border control post (BCP) who are responsible for checking documentation of organic products at the port of arrival. They have the authority to stop entry of any organic products not issued with a valid COI - and the goods may be held at port or lose their organic status. The BCP checks that the information on the COI corresponds to the goods being imported, and other documents associated with the shipment e.g. the airway bill or bill of lading.

If products are imported without an endorsed COI, the competent authority will not allow them to be endorsed retrospectively. If you do not have an endorsed COI for each consignment, the product may lose its organic status.

Whilst the exporter is responsible for getting the COI issued and endorsed by their certification body before the product is exported, it is the importer's responsibility to ensure that the valid COI is issued on TRACES for each consignment, and the BCP is pre-notified of arrival. Normally you must give notice of at least one working day before the expected arrival of the consignment. This is in addition to any other notifications required by (EU) 2017/625 Art.56. (3) (a) - Common Health Entry Document (CHED).

A Common Health Entry Document (CHED) is a mandatory document that must be completed on TRACES before arriving at the BCP in the EU. This acts as prior notification and allows the BCP to carry out security checks when these goods enter the EU market:

A CHED is needed for the following product categories:

- animals,
- products of animal origin,
- products of plant origin,
- feed and food products.

Information on the different types of CHEDs and how to complete them can be accessed on the TRACES website <https://webgate.ec.europa.eu/tracesnt-help/Content/Home.htm>

In certain cases, the competent authorities of the BCP may accept a period of prior notification of at least four hours before the expected arrival of the consignment – for example, due to transport-related logistical constraints, where it is not possible to give one working day prior notification.

The consignment will be verified by the competent authority at the BCP, or point of release for free circulation, by means of documentary checks. The competent authority may also carry out random identity checks and physical checks. They will make a record of this verification in box 30 of the COI. If satisfied, they will endorse the COI and the consignment can be released for free circulation as organic (or in-conversion, if applicable).

If there are issues with the verification, the following may occur:


- a) the consignment is released for free circulation as non-organic;
- b) the consignment cannot be released for free circulation;
- c) part of the consignment can be released for free circulation with an extract of the certificate of inspection.

We recommend that importers contact their suppliers to ensure they are aware that COIs are required and of their requirements, including that they do not ship products before a COI has been issued by their certification body.

You need to ensure that each section of the COI is endorsed by the relevant party. Port Authorities in NI and the EU may charge for endorsing COIs. Please check with the BCP at your proposed port of arrival for details of their costs.



If you are in NI, Great Britain is regarded as a third country for the duration of the Northern Ireland Protocol and certificates of inspection are required to import organic food, feed and seed product from GB to NI. For some retail packed product registered under the Authorised Traders Scheme a COI is not required see DAERA [website](#) for details. However, for products moving from NI to Great Britain, NI is within the UK and so no COI will be required.

	Our webpage has details of how products are exported from GB to NI.
<p>NI 6.8.7 Paper Certificates of Inspection and extracts</p> <p>1.Until 31st October 2022, COIs and extracts of COIs may be issued and/or endorsed on paper after being completed in TRACES.</p> <p>2.Where a paper copy of the COI is issued it must accompany the goods to the premises of the first consignee or of the consignee.</p> <p>3.The first consignee must then verify whether the information reported in the COI corresponds to the information completed in TRACES. If the information relating to the number of packages in box 13 of the COI or in boxes 16 (total gross weight) and 17 (means of transport) of the COI is not completed in the paper COI, or if that information in the paper COI is different from the information completed in TRACES, the first consignee must take the information in TRACES as the up-to-date version.</p> <p>4.After verification the first consignee must hand sign the paper COI in box 31 and send that COI to the importer (if different from first consignee). The importer must keep the paper COI for at least two years.</p> <p>5.Paper extract of COI - In case of a paper extract of the COI, the consignee must:</p> <ul style="list-style-type: none">a) on receiving the batch, hand sign the paper extract in box 13.b) keep the paper extract of the COI for at least two years <p>6.For record keeping the first consignee or, where relevant, the importer may make a copy of the paper COI or extract of the COI. It must be marked 'COPY'.</p>	

<p>7. In the event that TRACES, or one of its functionalities, is continuously unavailable for more than 24 hours, the control authority or control body may issue the COI in paper format with the wording ‘produced during contingency’. Once TRACES, or its functionalities, become available again, the details in the paper COI and accompany documents must be uploaded to TRACES.</p> <p style="text-align: right;"><i>(EC) 2306/2021 Art. 8 (2) (3) (4); Art. 11 (1) (3) (5)</i> <i>(EC) 2307/2021 Art. 8</i></p>	
<p>NI 6.8.8 Receiving imported goods</p> <ol style="list-style-type: none"> 1. The first consignee must check that imported products: <ol style="list-style-type: none"> a) arrive in appropriate packaging or containers closed in a manner which prevents substitution of the contents b) identify the exporter c) are marked to identify the lot d) arrive with a COI e) that the COI covers the product in the consignment. 2. Once these checks have been made, the first consignee must complete box 31 on the COI. 3. You must keep records to demonstrate these checks have been made. 4. This is in addition to the requirements of standards section 5.14 <p style="text-align: right;"><i>(EC) 848/2018 Annex III (6)</i> <i>(EC) 2306/2021 Annex Part I; Annex Part II</i> <i>(EC) 2307/2021 Art. 4 (1)(c)</i></p>	<p> You will also need to keep records relating to other areas of your operation, please refer to the record keeping section (5.7).</p>
<p>NI 6.8.9 Special customs procedures</p> <ol style="list-style-type: none"> 1. Further preparation of a consignment at port of entry. If a consignment from a third country is assigned to customs warehousing or inward processing, and undergoes packing, or change of packing; or affixing, removal and altering of labels with reference to organic production method, then the facility must be 	<p>Under point 1, the operator carrying out the packaging/repacking/labelling is the first consignee, so they must make the checks required in 6.8.8, and complete box 31 of the COI.</p> <p>Customs warehousing is a procedure whereby non-Union goods may be stored in premises or any other location authorised by the customs authorities and under customs supervision, as referred to in Regulation (EC) 952/2013 Art. 240 (1).</p>

<p>certified organic. Before this packing/repacking/labelling takes place, the BCP must verify the COI for the imported consignment as described in standard 6.8.6. The reference number of the customs declaration - by which the goods have been declared for the customs warehousing or inward processing procedure - shall be indicated by the importer in box 23 of the COI. Once the consignment has been packed/repacked/labelled the BCP will verify the consignment and endorse the COI.</p> <ol style="list-style-type: none"> 2. Splitting a consignment at port of entry. If you wish to split a consignment from a third country, into different batches at port of entry, before the release into free circulation this may be done under customs supervision. The consignment must first be verified and the COI endorsed.–Once the consignment is split, the importer must submit an extract of the COI in TRACES for each of the batches resulting from the splitting. The BCP will then verify the batches and endorse the COI. Once the consignment is released for free circulation the importer must report the number of the COI in the customs declaration for release for free circulation. 3. When a consignee receives each batch, they must carry out the checks described in standard 6.8.8 and complete box 13 of the extract of the COI. 4. Certification is required for operations carrying out ‘Further preparation of a consignment at port of entry’ and ‘Splitting a consignment at port of entry’ as described in point 1 and 2 above. <i>(EC) 952/2013 Art. 240 (1); Art. 256 (3) (b)</i> <i>(EC) 2306/2021 Art. 7</i> <i>(EC) 2307/2021 Art. 4</i> 	<p>Inward processing is where non-Union goods that are undergoing usual forms of handling intended to preserve them, improve their appearance or marketable quality, or prepare them for distribution of resale, may be used in the customs territory of the Union in one or more processing operations without such goods being subject to certain charges or measures, as referred to in Regulation (EC) 952/2013 Art. 256 (1).</p> <p>If you are the importer, you must complete the extract of the COI using the details from the original COI and including details of the new batch. You must complete one for each new batch. The port authority will then check the details and endorse the extract.</p> <p>A customs declaration must cover all goods intended to be placed under a customs procedure, except for the free zone procedure, as outlined in Regulation (EC) 952/2013 Art. 158 (1).</p>
<p>NI 6.8.10 Records</p> <ol style="list-style-type: none"> 1. Importers must keep records of each consignment imported. These must include: <ol style="list-style-type: none"> a) The name and address of the first consignee (if different to the importer) b) Any details the control body or authority may reasonably require 	<p>Details of transport arrangements include shipping records (e.g. commercial invoice, packing list, bill of lading/ airway bill, phytosanitary certificate, certificate of origin etc.).</p> <p>COIs for your imports issued on TRACES may be accessed via your TRACES account. You can find out further information on using TRACES in our COI Guide on our webpage.</p>

<p>c) A valid certificate for the supplier of the imported products demonstrating the organic status of the products being imported</p> <p>d) Certificate of Inspection.</p> <p>2. You must keep other records as described in Section 5.7 of these standards.</p> <p style="text-align: right;"><i>(EC) 848/2018 Art. 34 (5)</i> <i>(EC) 2307/2021 Art. 5</i> <i>(EC) 771/2021 Art. 1 (4)(b)</i></p>	
<p>NI 6.8.11 High risk products</p> <p>Each year the European Commission makes a review of imported organic, and in-conversion products. They review the number of major, critical or repetitive non-compliances affecting the integrity of those imports. If they deem particular products originating in particular countries as having a high risk of non-compliance they can require that additional control measures are implemented in those countries, and at the point of import into the EU.</p> <p>Import controls on entry into the EU (& NI), may take the form of additional documentary checks and sampling of consignments on arrival at the BCP prior to endorsement of the COI.</p> <p style="text-align: right;"><i>(EC) 1698/2021 Art. 8</i> <i>(EC) 2306/2021 Art. 4 (2); Art. 6 (2)</i></p>	<p>Please visit our webpage or contact the certification team for details of any current EU requirements.</p>
<p>NI 6.8.12 Export of organic products</p> <p>A product may be exported from the EU and NI as an organic product and may bear the organic production logo of the European Union, provided that it complies with the EU Organic Regulation.</p> <p style="text-align: right;"><i>(EC) 848/2018 Art. 44 (1)</i></p>	<p>Some countries require consignments to be accompanied by an import certificate. For example, the USA, Canada and South Korea.</p> <p>Some countries, such as Japan and South Korea, have additional requirements for imports. You can find information here.</p> <p>If you would like further information on exporting to non-EU countries, contact the processor certification team for details.</p>

NI 6.9 Organic wine	
Standards	Guidance
<p>NI 6.9.1 Scope</p> <p>1. The standards in this section apply to products of the wine sector as referred to in point (l) of Article 1(2) of Regulation (EU) No 1308/2013.</p> <p>2. Except where explicitly stated in this chapter you must also comply with:</p> <p>a) <i>EC Regulation 606/2009</i> (rules for implementing Council Regulation (EC) No 479/2008 for the categories of grapevine products, oenological practices and the applicable restrictions) and</p> <p>b) <i>EC Regulation 607/2009</i> (rules for implementing Council Regulation (EC) No 479/2008 for protected designations of origin and geographical indications, traditional terms, labelling and presentation of certain wine sector products).</p> <p>c) You must comply with the rest of the general production rules laid down in these standards (EC) 2018/848 Annex II VI (1.1)(1.2)</p>	<p> It is important to read these standards in conjunction with the wine regulations, as they contain detailed requirements for wine making and labelling which must also be met. Amongst other things, the regulations include specific conditions for all the substances you can use for purposes such as regulating pH, encouraging yeast development and stabilisation, etc.</p> <p>Product of the wine sector listed in EC 1308/2013 Art 1(2) point (l):</p> <ul style="list-style-type: none"> • Grape juice (including grape must) • Other grape musts, other than those in fermentation or with fermentation arrested otherwise than by the addition of alcohol • Wine of fresh grapes, including fortified wines; grape must other than that of heading 2009, excluding other grape must of subheadings 2204 30 92, 2204 30 94, 2204 30 96 and 2204 30 98 • Fresh grapes other than table grapes • Wine vinegar • Piquette • Wine lees • Grape marc
<p>NI 6.9.2 Organic raw materials</p> <p>The material you use to make organic wine (e.g. grapes) must be organically grown. (EC)2018/848 Annex II VI (2.1)</p>	<p>Organically grown means that all materials must be certified as organic and you must be able to demonstrate this.</p>
<p>NI 6.9.3 Additives and processing aids</p> <p>You may use the products and substances listed in the table below for making products of the wine sector, including during the oenological practices, processes and treatments. Subject to the conditions and restrictions set out in Regulation (EU) No 1308/2013 and Commission Delegated Regulation (EU) 2019/934 and, where applicable, in accordance</p>	<p> It is important to note that the wine regulation 606/2009 details further specific conditions and restrictions on using the materials outlined in the table below. You will need to make sure that you also meet these requirements.</p> <p>Some additives and processing aids are a potential GM risk because they are derived from crops that can be GM or are made using processes that sometimes involve GM. For these additives and processing aids you will need to provide additional proof that they are non-</p>

<p>with national provisions based on Union law. (EC) 2018/848 Annex II VI (2.2)(3.1)</p>	<p>GM by completing a non-GM declaration form, signed by the additive or processing aid manufacturer, and providing supporting information. The type of supporting information required will depend on the additive or processing aid.</p> <p>Please refer to this guidance document for more information.</p>
--	--


Product/ Substance	ID number	Reference to Annex I to Delegated regulation (EU) 2019/934	Specific conditions and limits
Air		Part A, Table 1, points 1 and 8	
Gaseous oxygen	E 948 CAS 17778- 80-2	Part A, Table 1, point 1 Part A, Table 2, point 8.4	
Argon	E 938 CAS 7440-37-1	Part A, Table 1, point 4 Part A, Table 2, point 8.1	may not be used for bubbling
Nitrogen	E 941 CAS 7727-37-9	Part A, Table 1, points 4, 7 and 8 Part A, Table 2, point 8.2	
Carbon dioxide	E 290 CAS 124-38-9	Part A, Table 1, points 4 and 8 Part A, Table 2, point 8.3	
Pieces of oak wood		Part A, Table 1, point 1	
Tartaric acid (L(+)-)	E 334 CAS 87-69-4	Part A, Table 2, point 1.1	
Lactic acid	E 270	Part A, Table 2, point 1.3	
Potassium hydrogen tartrate	E336(i)/CAS 868-14-4	Part A, Table 2, point 6.1	
Potassium bicarbonate		Part A, Table 2, point 1.5	
Calcium carbonate	E 170 CAS 471-34-1	Part A, Table 2, point 1.6	
Calcium sulphate	E 516	Part A, Table 2, point 1.8	
Sulphur dioxide	E 220 CAS 7446-09-5	Part A, Table 2, point 2.1	The maximum sulphur dioxide content shall not exceed 100 milligrams per litre for red wines as

Potassium bisulphite	E 228 CAS 7773-03-7	Part A, Table 2, point 2.2	referred to in point A.1.(a) of Part B of Annex I to Delegated Regulation (EU) 2019/934 and with a residual sugar level lower than 2 grams per litre. The maximum sulphur dioxide content shall not exceed 150 milligrams per litre for white and rosé wines as referred to in point A.1.(b) of Part B of Annex I to Delegated Regulation (EU) 2019/934 and with a residual sugar level lower than 2 grams per litre. For all other wines, the maximum sulphur dioxide content applied in accordance with Part B of Annex I to Delegated Regulation (EU) 2019/934 shall be reduced by 30 milligrams per litre. For mulled cider, you must also meet these requirements.
Potassium metabisulphite		Part A, Table 2, point 2.3	
L-Ascorbic acid	E 300	Part A, Table 2, point 2.6	
Charcoal for oenological use		Part A, Table 2, point 3.1	derived from organic raw material if available
Diammonium hydrogen phosphate	E 342/CAS 7783-28-0	Part A, Table 2, point 4.2	
Thiamine hydrochloride	CAS 67-03-8	Part A, Table 2, point 4.5	
Autolysates of yeast		Part A, Table 2, point 4.6	
Yeasts, yeast cell walls		Part A, Table 2, point 4.7	
Inactivated yeasts		Part A, Table 2, point 4.8 Part A, Table 2, point 10.5 Part A, Table 2, point 11.5	
Edible gelatin	CAS 9000-70-8	Part A, Table 2, point 5.1	derived from organic raw material if available
Wheat protein		Part A, Table 2, point 5.2	derived from organic raw material if available
Pea protein		Part A, Table 2, point 5.3	derived from organic raw material if available

Potato proteins		Part A, Table 2, point 5.4	derived from organic raw material if available
Isinglass		Part A, Table 2, point 5.5	derived from organic raw material if available
Casein	CAS 9005-43-0	Part A, Table 2, point 5.6	derived from organic raw material if available
Potassium caseinate	CAS 68131-54-4	Part A, Table 2, point 5.7	
Egg white albumin	CAS 9006-59-1	Part A, Table 2, point 5.8	derived from organic raw material if available
Bentonite	E 558	Part A, Table 2, point 5.9	
Silicon dioxide	E 551	Part A, Table 2, point 5.10	
Tannins		Part A, Table 2, point 5.12 Part A, Table 2, point 6.4	derived from organic raw material if available
Chitosan derived from <i>Aspergillus niger</i>	CAS 9012-76-4	Part A, Table 2, point 5.13 Part A, Table 2, point 10.3	
Yeast protein extracts		Part A, Table 2, point 5.15	derived from organic raw material if available
Potassium alginate	E 402/CAS 9005-36-1	Part A, Table 2, point 5.18	
Neutral potassium tartrate	E 336(ii) CAS 921- 53-9	Part A, Table 2, point 1.4	
Citric acid	E 330	Part A, Table 2, point 6.3	
Meta-tartaric acid	E 353	Part A, Table 2, point 6.7	
Gum Arabic	E 414/CAS 9000-01-5	Part A, Table 2, point 6.8	derived from organic raw material if available
Yeast mannoproteins		Part A, Table 2, point 6.10	
Pectin lyases	EC 4.2.2.10	Part A, Table 2, point 7.2	only for oenological purposes in clarification
Pectin methylesterase	EC 3.1.1.11	Part A, Table 2, point 7.3	only for oenological purposes in clarification

Polygalacturonase	EC 3.2.1.15	Part A, Table 2, point 7.4	only for oenological purposes in clarification
Hemicellulase	EC 3.2.1.78	Part A, Table 2, point 7.5	only for oenological purposes in clarification
Cellulase	EC 3.2.1.4	Part A, Table 2, point 7.6	only for oenological purposes in clarification
Yeasts for wine production		Part A, Table 2, Point 1.12 Part A, Table 2, point 9.1	for the individual yeast strains, organic if available
Lactic bacteria		Part A, Table 2, Point 1.11 Part A, Table 2, point 9.	
Copper citrate	CAS 866-82-0	Part A, Table 2, point 10.2	
Aleppo pine resin		Part A, Table 2, point 11.	
Fresh lees		Part A, Table 2, point 11.2	only from organic production

Standards	Guidance		
<p>NI 6.9.4 Sulphur dioxide levels Wine must not exceed the sulphur dioxide levels indicated in the table below. You must keep records to show the amount of sulphur dioxide you have used.</p> <p style="text-align: right;"><i>(EC) 2021/1165 Annex V part D</i> <i>(EC) 2020/934 Part B Annex I</i></p>	For mulled cider, you must also meet these requirements.		
Maximum sulphur dioxide (SO₂) levels			
	Wine with a residual sugar level < 2g/l	Wine with residual sugar level of 2 – 4.9g/l	Wine with sugar level of ≥5g/l
Red	100 mg/l	120 mg/l	170 mg/l
White & rosé	150 mg/l	170 mg/l	220 mg/l
Sparkling Wine	155mg/l for quality sparkling wine. 205mg/l for all other categories of sparkling wine.		
Other wines as listed in EC 2019/934 Part B Annex I	The maximum sulphur dioxide content applied in accordance with Part B of Annex I to Delegated Regulation (EU) 2019/934 shall be reduced by 30 milligrams per litre.		

Standards	Guidance
<p>NI 6.9.5 Use of sulphur dioxide in exceptional conditions</p> <p>1. Your competent authority may authorise the use of higher levels of sulphur dioxide up to the maximum levels outlines in Part B (4) of Annex I of (EC) 2019/934, when sanitary status of organic grapes obliges the winemaker to use more sulphur dioxide than in previous years to obtain a comparable final product.</p> <p style="text-align: right;"><i>(EC) 2020/2146 Art. 3(9)</i></p>	<p>The NI competent authority is DAERA. Please contact the certification team for information on how to make an application to DAERA.</p> <p> Records of sulphur dioxide used</p>
<p>NI 6.9.6 Permitted oenological practices</p> <p>You may use practices, processes and treatments under the following conditions:</p> <ul style="list-style-type: none"> • centrifuging and filtration (with or without an inert filtering agent), in accordance with point 3 of Annex I A to Regulation (EC) No2019/934, but only with a pore size $\geq 0.2\mu\text{m}$ • heat treatments up to 75 °C in accordance with point 2 of Annex I A to Regulation (EC) No2019/934 <p style="text-align: right;"><i>(EC) 2018/848 Annex II Part VI (3.3)(a)(b)</i> <i>(EC) 2020/646 Art.23</i></p>	<p>For further conditions and limits of application on the use of centrifuging and filtration, heat treatments, and ion exchange resins, refer to <i>EC Regulation 2019/934</i>.</p> <p>For conditions on using reverse osmosis refer to <i>EC Regulation 1234/2007 Annex XVa B1(b)</i>.</p>
<p>NI 6.9.7 Prohibited oenological practices</p> <p>You must not use the following processes, practices and treatments:</p> <ol style="list-style-type: none"> a) partial concentration through cooling, in accordance with point (c) of Section B.1 of Part I of Annex VIII to Regulation (EU) No 1308/2013 b) partial dealcoholisation of wine, in accordance with point 40 of Annex I A to Regulation (EC) No 606/2009 c) elimination of sulphur dioxide by physical processes, in accordance with point 5 of Annex I A to Regulation (EC) No 2019/934 d) electrodialysis treatment to ensure the tartaric stabilisation of the wine, in accordance with point 10 of Annex I A to Regulation (EC) No 2019/934 	

<p>e) treatment with cation exchangers to ensure the tartaric stabilisation of the wine in accordance with point 13 of Annex I A to Regulation (EC) No 2019/934.</p> <p style="text-align: right;"><i>(EC) 2018/848 Annex II VI (3.2)</i></p>	
<p>NI 6.9.8 Wines produced before 1st August 2010</p> <p>For wines produced before 1st August 2010 you can use oenological practices processes in accordance with standards 6.9.7 and 6.9.8, including the restrictions provided for in Article 80 and Article 83(2) of Regulation (EU) No 1308/2013 in Article 3, Articles 5 to 9 and Articles 11 to 14 of Regulation (EC) No 606/2009, and in the Annexes to those Regulations used before 1 August 2010, shall be permitted.</p> <p style="text-align: right;"><i>EC) 2018/848 Annex II VI (3.1)</i></p>	