



# Organic Standards for Northern Ireland Farming and growing

Version 1.7: published on 18<sup>th</sup> May 2026

# Contents

Introduction.....	4
Guide to using these standards .....	5
NI 1.0 General standards for organic farming and growing.....	6
NI 1.1 Scope.....	6
NI 1.2 Objectives and Principles.....	7
NI 1.3 Becoming Soil Association certified .....	10
NI 1.4 Your obligations when certified .....	13
NI 1.5 Inspections.....	17
NI 1.6 Non-compliance with the standards .....	20
NI 1.7 Record keeping .....	25
NI 1.8 General labelling.....	31
NI 1.9 Making claims on your labels .....	40
NI 1.10 Labelling in specific scenarios .....	41
NI 1.11 Preserving organic integrity.....	42
NI 1.12 Cleaning .....	45
NI 1.13 Pest control .....	49
NI 1.14 Transport, dispatch and receipt of goods .....	52
NI 1.15 Storage of products .....	55
NI 2.0 Standards for organic land and crops .....	56
NI 2.1 Converting land and crops to organic production .....	56
NI 2.2 Managing organic and non-organic enterprises .....	58
NI 2.3 Environmental management and conservation.....	61
NI 2.4 Managing your soil .....	64
NI 2.5 Fertilisers and soil conditioners .....	65
NI 2.6 Controlling pests and disease.....	75
NI 2.7 Seeds, plant propagation and potted plants .....	80
NI 2.8 Standards for mushroom production .....	92
NI 2.9 Standards for wild harvesting.....	93
NI 3.0 Standards for organic livestock production.....	96
NI 3.1 Converting your animals to organic .....	96
NI 3.2 Sourcing livestock.....	98
NI 3.3 Keeping organic and non-organic livestock.....	104
NI 3.4 Keeping animals healthy and treating disease .....	105
NI 3.5 Animal welfare management .....	110
NI 3.6 Outdoor access and grazing .....	114
NI 3.7 Standards for pigs' outdoor access.....	120
NI 3.8 Housing livestock.....	121
NI 3.9 Housing standards for pigs and cattle .....	129

NI 3.10 Feeding livestock.....	131
NI 3.11 Transporting and handling your animals .....	145
NI 3.12 Standards for poultry.....	148
NI 3.13 Additional standards for organic deer.....	157
NI 3.14 Beekeeping .....	159
NI 3.15 Rabbit production .....	167

## Introduction

The EU Organic Regulation standards put the principles of organic production into practice. These organic standards encompass *EU Regulations 2018/848 and subsequent implementing and delegated acts* (referenced throughout as the EU Organic Regulation). These regulations are the legal basis for the control of organic farming, food processing and organic labelling within the EU and Northern Ireland.

Northern Ireland has remained in the EU single market and continues to follow EU rules on customs requirements and the regulation of agri-food products, including the EU Organic Regulation. If you are in Northern Ireland, for the purpose of the EU Organic Regulation requirements, you need to apply these standards as if part of the EU. If you bring in products from EU member states you will not need importing on the scope of your organic license, however, if you bring products from the other parts of the UK or non-EU countries you will need to meet the importing requirements.

Each standard has a reference which tells you which part of the EU Organic Regulation it refers to.

Businesses across the world can become certified to the EU equivalent organic standards. A 'competent authority' is authorised by EU Member States to make rulings on organic legislation. In Northern Ireland the competent authority is NICA (Northern Ireland Competent Authority). The certification body that is appointed by the Soil Association to inspect and certify to Soil Association EU Equivalent Organic Standards in the UK is Soil Association Certification. Throughout these standards 'your certification body' refers to Soil Association Certification. For further definitions, please refer to the separate [Glossary](#) document on our website.

The EU Organic Regulation does not cover processing of non-food crops such as for textiles and cosmetic products and certification of inputs.

The Soil Association offers standards for areas not covered by the EU Organic Regulation. These include:

- [textiles](#)
- [cosmetics](#)

Please contact us if you would like more information or visit [our website](#).

## Guide to using these standards

The standards are listed in the column on the left. Where necessary, guidance is provided in the column on the right, with a grey background to differentiate it from the standard.

Each standard is referenced with the relevant article/s of the EU Organic Regulation

**R** This symbol shows where you need to keep a record to demonstrate that you are meeting the standard. The specific requirements for the records will be detailed in the standard or guidance.

**I** This symbol shows where additional relevant information is provided.

### What is guidance?

Guidance provides supplementary information to the standards which explains how compliance will be assessed. It tells you where and how to provide the information required, for example through record keeping or demonstration at your inspection. The guidance may also provide examples of actions and measures to help you demonstrate compliance, and links to best practice guides and information.

### EXAMPLE Standards

#### NI 3.4.16 Withdrawal periods

If you treat your animals with any allopathic veterinary medicinal products you must wait twice the legal withdrawal period as referred to in Article 11 of *Directive 2001/82/EC*, and no less than 48 hours, before you can sell your livestock products as organic.

(EC) 2018/848 Annex II Part II (1.5.2.5)

The relevant part of the EU organic regulation is referenced here.

### EXAMPLE Guidance

You must have an effective system in place to ensure that treated animals or their products are not sold for consumption as organic during the withdrawal period.

**R** Both statutory and organic withdrawal periods must be recorded.

If veterinary medicinal products are used, you must wait twice the withdrawal period as le

The R symbol shows which records you need to keep to demonstrate that you meet this standard.

**I** If there is no suitable veterinary medicine authorised in the UK to treat a condition in a particular species, vets are permitted to use unauthorised veterinary medicines in accordance with the Cascade

The I symbol shows where additional relevant information is provided.

Vaccines and other specified legal withdrawal periods must be observed.

## NI 1.0 General standards for organic farming and growing

### NI 1.1 Scope

Standards	Guidance
<p><b>NI 1.1.1 Scope of the Standards</b></p> <p>1) The standards in this document set out the rules that apply for all stages of production, preparation and distribution in order for products to be labelled and marketed as organic. These organic farming and growing standards cover:</p> <ul style="list-style-type: none"><li>a) crop production (including wild harvesting)</li><li>b) livestock husbandry</li><li>c) vegetative propagating material and seeds for cultivating</li><li>d) yeasts used for feed</li></ul> <p>2) These standards contain detailed production rules for the following livestock species:</p> <ul style="list-style-type: none"><li>a) bovine, including buffalo and bison,</li><li>b) equines</li><li>c) pigs</li><li>d) sheep</li><li>e) goats</li><li>f) poultry</li><li>g) bees</li><li>h) cervine</li><li>i) rabbits.</li></ul> <p>3) For livestock species not referred to in these standards, we can in certain cases, apply the standards for similar species to their production.</p> <p>4) You must ensure you comply with all other relevant EU legislation. <i>(EC) 2018/848 Art. 2(1)(2)(3)(4)(5)</i></p>	<p>Please contact us if you want to use our standards for livestock species not referred to in this document.</p> <p>If you are unsure whether the activity you are carrying out requires certification please <a href="#">contact us</a>.</p> <p>For standards regarding food and drink, seed and livestock feed processing please refer to the food and drink standards, and feed processing standards, on our <a href="#">website</a>.</p>
<p><b>NI 1.1.2 Products from hunting and fishing of wild animals</b></p> <p>Products from the hunting and fishing of wild animals cannot be sold as organic.</p> <p style="text-align: right;"><i>(EC) 2018/848 Art. 3(2)</i></p>	

## NI 1.2 Objectives and Principles

### What is this chapter about?

This section details the principles on which these organic standards are based. Organic is a ‘whole system’ approach to farming and food production. It recognises the close interrelationships between all parts of the production system from the soil to the consumer. This comprehensive set of organic principles guides our work and our standards.

Standards	Guidance
<p data-bbox="69 419 1037 496">NI 1.2.1 Objectives and general principles of organic production</p> <p data-bbox="69 499 1037 531">Your production system must meet the following principles and objectives:</p> <ol data-bbox="69 534 1037 1388" style="list-style-type: none"><li data-bbox="69 534 1037 638">1. To produce food of high quality and in sufficient quantity by the use of processes that do not harm the environment, human health, plant health or animal health and welfare.</li><li data-bbox="69 641 1037 782">2. To work within natural systems and cycles ensuring that plant, water, animal and at all levels, from the soil health are sustained and improved to plants and animals and contribute to the protection of the environment and the climate.</li><li data-bbox="69 785 1037 817">3. To maintain the long-term fertility and biological activity of soils.</li><li data-bbox="69 820 1037 890">4. To contribute to high animal welfare standards and, in particular, to meeting animals' species-specific behavioural needs;</li><li data-bbox="69 893 1037 997">5. To respect regional, environmental, climatic and geographic differences and the appropriate practices that have evolved in response to them.</li><li data-bbox="69 1000 1037 1032">6. To maximise the use of renewable resources and recycling.</li><li data-bbox="69 1035 1037 1214">7. To design and manage organic systems which make the best use of natural resources and ecology to prevent the need for external inputs. Where this fails or where external inputs are required, the use of external inputs is limited to organic, natural or naturally-derived substances.</li><li data-bbox="69 1217 1037 1355">8. To limit the use of chemically synthesised inputs to situations where appropriate alternative management practices do not exist, or natural or organic inputs are not available, or where alternative inputs would contribute to unacceptable environmental impacts.</li><li data-bbox="69 1358 1037 1390">9. To exclude the use of soluble mineral fertilisers.</li></ol>	

10. To foster biodiversity and protect sensitive habitats and landscape features, such as natural heritage sites.
11. Substantially contribute to a non-toxic environment.
12. To exclude the use of GMOs and products produced from or by GMOs with the exception of veterinary medicinal products.
13. Encourage short distribution channels and local production.
14. Encouraging the preservation of rare and native breeds in danger of extinction.
15. Contributing to the development and use of plant genetic material adapted to the specific needs and objectives of organic agriculture, including the use of organic heterogeneous material and varieties suitable for organic production.
16. Fostering the development of organic plant breeding activities in order to contribute to favourable economic perspectives of the organic sector.
17. Ensuring the integrity of organic production at all stages of the production, processing and distribution of food and feed.
18. The exclusion from the whole organic food chain of animal cloning, rearing artificially induced polyploid animals, and ionising radiation.

*(EC) 848/2018 Art. 4*

*(EC) 848/2018 Art. 5*

*(EC) 848/2018 Annex II Part 1(1.9.2)*

*(EC) 848/2018 Art. 24(5)*

### NI 1.2.2 Specific principles for organic farming

In addition to the overall organic principles set out in standard 1.2.1, organic farming must be based on the following specific principles:

1. The maintenance and enhancement of soil life and natural soil fertility, soil stability, soil water retention and soil biodiversity preventing and combating soil compaction, loss of soil organic matter, soil erosion, and the nourishing of plants primarily through the soil ecosystem.
2. The minimisation of the use of non-renewable resources and off-farm inputs.
3. the recycling of wastes and by-products of plant and animal origin as inputs in plant and livestock production.
4. Taking account of the local or regional ecological balance when taking production decisions.
5. The use of seeds and animals with a high degree of genetic diversity, disease resistance and longevity.
6. The maintenance of animal health by encouraging the natural immunological defence of animals and the selection of appropriate breeds and husbandry practices.
7. The maintenance of plant health by preventative measures, such as appropriate crop rotations, mechanical and physical methods and the protection of natural enemies of pests.
8. In the choosing of plant varieties, having regard to the particularities of the specific organic production systems, focussing on agronomic performance, disease resistance, adaptation to diverse local soil and climate conditions and respect for the natural crossing barriers.
9. The use of organic plant reproductive material, such as plant reproductive material of organic heterogeneous material and of organic varieties suitable for organic production;
10. The production of organic varieties through natural reproductive ability and focussing on containment within natural crossing barriers.
11. The possibility for farmers to use plant reproductive material obtained from their own farms in order to foster genetic resources adapted to the special conditions of organic production.
12. The practice of site-adapted and land-related livestock production.
13. The practice of soil-related crop cultivation.

14. The production of products of organic livestock from animals that have been raised on organic holdings since birth or hatching and throughout their life.
15. The choice of breeds having regard to a high degree of genetic diversity, the capacity of animals to adapt to local conditions, their breeding value, their longevity, their vitality and their resistance to disease or health problems.
16. The feeding of livestock with organic feed composed of agricultural ingredients from organic farming and of natural non-agricultural substances.
17. The application of animal husbandry practices, which enhance the immune system and strengthen the natural defence against diseases, in particular including regular exercise and access to open air areas and pasture where appropriate.
18. Avoiding any endangerment of species of conservation interest that might arise from organic production.

*(EC)2018/848 Art.6*

## NI 1.3 Becoming Soil Association certified

### What is this chapter about?

This chapter explains which activities require certification and how you can certify your business to the EU Equivalent Organic Standards.

### Standards

#### NI 1.3.1 Certifying your business

If you produce, prepare, store, or import from a third country, products to be sold as organic, you must have a certification contract with an independent, accredited certification body and comply with all relevant organic standards for your organic activity.

*(EC) 2018/848 Art 34(1)*

### Guidance

Businesses across the world can become certified to standards that meet the EU Organic Regulation requirements. In NI, NICA, is the competent authority, they have delegated some controls to accredited organic certification bodies. The certification body that is appointed by the Soil Association to inspect and certify to the standards in NI is Soil Association Certification.

Additionally, Soil Association Certification is accredited by [IOAS](#) (International Organic Accreditation Service) and authorised to offer organic certification in specific countries outside the EU for certain types of products. Please contact Soil Association Certification for more details.

	<p>You must comply with all Applicable laws, and Qualifying Standards, including any conditions detailed in any non-compliances. Please refer to your organic client contract for more details.</p>
<p><b>NI 1.3.2 Activities that require certification</b></p> <ol style="list-style-type: none"> <li>1. In the UK and EU all stages of the organic supply chain must hold organic certification.</li> <li>2. Your business must be certified if you produce, process, package, store, label, import, export, distribute of organic products. This includes, wholesale, storage and warehousing, acting as the first consignee for imported products or place such products on the market and any other activities that require the physical or financial ownership of organic or in-conversion products or ingredients.</li> <li>3. You do not need certification if you only sell pre-packed organic products directly to the final consumer or user <b>provided</b> that you do not produce, prepare, store organic products other than in connection to the point of sale <b>or</b> import such products from a third country, <b>or</b> sub-contract out such activities. In other EU countries certification may be required for these activities. <i>(EC) 2018/848 Art. 34(1)(2)(3)</i></li> </ol>	<p>Without adequate certification at each stage of the supply chain, the products may lose their organic status.</p> <p>Examples of businesses not requiring certification in the UK include supermarkets and mass caterers serving food e.g. restaurants, cafes, catering companies.</p> <p>If you are unsure whether the activity you are carrying out requires certification please <a href="#">contact us</a>.</p> <p>For more information on the certification requirements for importing and exporting please refer to section 6.8 in the food and drink standards.</p> <p>Placing on the market' is defined as: 'the holding of food or feed for the purpose of sale, including offering for sale or any other form of transfer, whether free of charge or not, and the sale, distribution, and other forms of transfer themselves' Regulation (EC) No 178/2002; Art.8.</p>
<p><b>NI 1.3.3 Organic certificate</b></p> <ol style="list-style-type: none"> <li>1. You must not make reference to organic or in-conversion without a valid certification document that shows that your activity complies with these organic standards.</li> <li>2. Certification documents are issued once Soil Association Certification has inspected your organic activity and they are satisfied that your activity meets organic standards. The certification documents will list all your certified activities and the crops, livestock and/or products you are certified to produce, process, package, store, label, import, export and/or sell as organic.</li> <li>3. The certification document may be in electronic format.</li> <li>4. You are not entitled to obtain a certificate from more than one control body for the same category of products in the same</li> </ol>	<p>Soil Association Certification will issue licensees with the following documentation:</p> <ul style="list-style-type: none"> <li>• An annual certificate with valid from and to dates, your name, address and licence number</li> <li>• A Trading Schedule with your certified products, activities and status</li> <li>• For producers, an Information Schedule listing your licensed enterprises, holdings and fields.</li> </ul> <p>If you are a farmer with land or crops in conversion, these will be shown as 'product under conversion to organic farming' on your Trading Schedule. Once they have gone through the relevant conversion period they will be shown as 'organic' on your Trading Schedule and you can start trading as organic. If your livestock are shown as 'converted breeding stock' they cannot be traded as organic.</p>

country. This includes at different stages of production, preparation and distribution.

*(EC) 2018/848 Art. 35(1)(2)(4)*  
*(EC) 2018/848 Art. 39*

Annual renewal of your licence is linked to you continuing to meet the relevant standards and payment of the relevant renewal fee. Within a year of your original application date we will send you a renewal invoice.

The categories are as follows (2018/848 Article 35.7)

- a) unprocessed plants and plant products, including seeds and other plant reproductive material;
- b) livestock and unprocessed livestock products;
- c) algae and unprocessed aquaculture products;
- d) processed agricultural products, including aquaculture products, for use as food;
- e) feed;
- f) wine;
- g) other products listed in Annex I to this Regulation or not covered by the previous categories.

Examples:

An egg producer who also packs eggs, or a grower who also packs the produce could not have certification with 2 different certification bodies. This because both the production and the packing would be classed as category A products (unprocessed).

An egg producer who then processes the eggs into mayonnaise could have certification with different certification bodies as the egg production would fall under category A and the processing under category B.

Contact us if you need to add a new enterprise to your license – refer to standard 1.4.1 for details.

### Soil Association Certification

Since 1973 Soil Association Certification Limited (Soil Association Certification) has certified farm enterprises, foods and other products as organic. Soil Association Certification is a wholly owned subsidiary of the Soil Association charity. We are registered with NICA to certify organic food production and processing under the terms of EU Organic Regulation No. 2018/848.

Certification bodies must be able to prove that they have the expertise, equipment, infrastructure and sufficient number of suitable qualified and experienced staff to carry out the task of certification. Soil Association Certification Limited is accredited and subject to an annual inspection by the United Kingdom Accreditation Service (UKAS) for UK licensees and IOAS for non-EU licensees.

To uphold organic integrity and in order to work efficiently, certification bodies are obliged to communicate and exchange relevant certification information about their licensees to control authorities and other certification bodies. This includes when:

- a) licensees change certification bodies
- b) non-compliances are found
- c) organic status of a products is lost, and
- d) certification is withdrawn.

### Information

If you are interested in certifying your business, contact Soil Association Certification via:

**Our website:** [www.soilassociation.org/certification/get-in-touch/](http://www.soilassociation.org/certification/get-in-touch/)

**Email:** [GoOrganic@soilassociation.org](mailto:GoOrganic@soilassociation.org)

**Phone:** 0117 914 2406

**Post:** Spear House, 51 Victoria Street, Bristol, BS1 6AD

## NI 1.4 Your obligations when certified

### What is this chapter about?

This chapter explains your responsibilities and obligations when certified to these organic standards.

Standards	Guidance
<p><b>NI 1.4.1 Description of your activities</b></p> <ol style="list-style-type: none"> <li>1. Before starting your organic enterprise, you must describe what practical measures you will take to ensure you will comply with these organic standards and the relevant practical measures to be taken to ensure compliance with this Regulation. If you make any changes to your activity you must update your certification body accordingly.</li> <li>2. You must include a full description of your premises, units and activities including:               <ol style="list-style-type: none"> <li>a) fields and their status (organic, non-organic in conversion)</li> </ol> </li> </ol>	<p>To help you meet this requirement we have created an application form that outlines the information we need from you.</p> <p>You will need to have documentation that describes what you do. If you have a quality management system already, make sure these points are included within it.</p> <p>Practical measures include ensuring staff are adequately trained, having written procedures in place for dealing with organic products, an adequate record keeping system, appropriate cleaning and hygiene, separation and identification of organic products, appropriate pest control, procedures to ensure only permitted ingredients and inputs are used for organic production.</p>

<ul style="list-style-type: none"> <li>b) the date of the last input of any agrochemicals, artificial fertilisers and other materials we do not allow for each field or area</li> <li>c) facilities used for receipt of goods, storage and where applicable facilities for processing, packaging and labelling, and</li> <li>d) procedures used for transporting products.</li> </ul> <p>3. For livestock production you must also include:</p> <ul style="list-style-type: none"> <li>a) livestock buildings</li> <li>b) grazing areas and open air runs</li> <li>c) facilities for storing manure</li> <li>d) premises for storage, packaging and processing of livestock, livestock products, raw materials and inputs</li> <li>e) a plan of your livestock management</li> <li>f) a plan for spreading manure agreed with the control body or authority, together with a full description of the areas given over to crop production, and</li> <li>g) where appropriate, as regards the spreading of manure, any written arrangements with other holdings.</li> </ul> <p style="text-align: right;"><i>(EC) 2018/848 Art. 39</i></p>	<p>If you make any significant changes to your activities, you must inform the Certification Team and make sure any relevant documentation is updated. Important changes are, for example, change of location of an activity, change of ownership, or change of contact person. Another important change is alteration of certified production which means that information previously submitted about the production is no longer correct.</p> <p>You must let us know if and when you plan to expand into new areas. For example, if you wish to add land, keep new livestock species or enterprises, or start a box scheme or start to pack or process food or feed. Depending on what changes are made, we might need to update your certificates and you may need an additional inspection or licence.</p> <p>Livestock management plan templates can be found on our <a href="#">website</a>.</p>
--	---

#### NI 1.4.2 Subcontracted operations

If you subcontract out your organic activity, in part or whole, to a third party, they must hold their own organic certification, unless you remain responsible for that organic production and have not transferred that responsibility to the subcontractor, in which case those activities may be covered under the scope of your organic license. The information in 1.4.1 must also include:

- a) a list of the subcontractors, including their activities and the certification body or authority that they are certified by
- b) a written agreement by the subcontractors that their operation will comply with the control measures required as part of organic certification, and
- c) details of all the practical measures taken to ensure and demonstrate full traceability of products.

*(EC) 2018/848 Art. 34(3)(5)*

This would include contractors used for agricultural work, such as harvesting, spraying, seed cleaning or storage.

To comply with control measures contractors will be required to supply copies of any records of the work they have carried out for example field records, cleaning records of any storage areas or equipment and details of any separation measures they have in place to prevent contamination.

Subcontractors' premises and facilities may be subject to inspection to comply with control measures. You may need an appropriate agreement or contract with the subcontractor to allow these control measures to take place.

<p><b>NI 1.4.3 Declaration</b></p> <p>You must sign a declaration stating that you:</p> <ul style="list-style-type: none"> <li>a) have described your organic enterprise and activities as referred to in 1.4.1 accurately</li> <li>b) will perform your operations according to organic rules</li> <li>c) accept any enforcements in case of non-compliance</li> <li>d) inform the buyers of loss of status of your product</li> <li>e) accept exchange of information about your operation between different certification bodies or control authorities in the event that subcontractors are subject to controls by different control authorities or control bodies</li> <li>f) accept handing over information about your certification history when changing certification body or control authority</li> <li>g) will inform buyer and your certification body or control authority immediately in the event that a suspicion of non-compliance has been substantiated, that a suspicion of non-compliance cannot be eliminated, or that non-compliance that affects the integrity of the products in question has been established</li> <li>h) in the case of withdrawing certification inform the certification body or control authority without delay</li> <li>i) accept that your Certification Body or control authority retains your certification history for a minimum of 5 years</li> <li>j) must inform the certification body of any changes to your activities.</li> </ul> <p style="text-align: right;"><i>(EC) 2018/848 Art. 39(1)(d)(iii)</i></p>	<p>This is covered in the contract you sign when you apply for certification with us and the declaration you sign after every inspection.</p> <p>You must comply with the terms of the contract at all times.</p>
<p><b>NI 1.4.4 Certification code</b></p> <ol style="list-style-type: none"> <li>1. Each certification body is issued with a unique certifier code.</li> <li>2. You must use this code if you are packing and labelling products yourself or if another Soil Association certified business in the UK is packing or labelling the product on your behalf.</li> </ol> <p style="text-align: right;"><i>(EC) 2018/848 Art. 32(5)</i> <i>(EC) 2021/279 Art. 3</i></p>	<p>Please refer to the labelling section 1.8 for more information on labelling requirements.</p> <p>In Northern Ireland, products produced or processed, the Soil Association certifier code is XI-ORG-05.</p>

<p><b>NI 1.4.5 Transitional measures for stock of products produced in accordance with Regulation (EC) 834/2007</b>          Products produced in accordance with Regulation (EC) No 834/2007 before 1 January 2022 may be placed on the market after that date until stocks are exhausted.  <i>(EC) 2018/848 Art. 60</i></p>	
<p><b>NI 1.5 Inspections</b></p>	
<p><b>What is this chapter about?</b>          This chapter explains the certification and inspection process and details your obligations as a licensee and the obligations of the certification body during the inspection process.</p>	
<p><b>Standards</b></p>	<p><b>Guidance</b></p>
<p><b>NI 1.5.1 Inspection visits</b>          1. A physical inspection of your organic certified activities must be carried out once per year. You may be subject to additional announced or unannounced inspections based on an assessment of risk.              a. Where no non-compliances affecting organic integrity have been raised in the last three years and no additional areas of risk have been raised by us you may have a reduced frequency of inspection. The period between two physical on-the-spot inspections shall not exceed 24 months.              b. Where a physical inspection does not take place an annual verification of compliance is still required where information and documentation will be requested.          2. You may also be inspected by your competent authority as part of their surveillance of our inspection procedures.  <i>(EC) 2018/848 Art. 38(2)(3)</i></p>	<p>We may carry out additional inspections if:</p> <ul style="list-style-type: none"> <li>• you wish to add a new enterprise to your licence</li> <li>• you move to new premises</li> <li>• we receive a complaint regarding your business</li> <li>• it is necessary to inspect seasonal activity or at different times of year</li> <li>• we need to inspect again to make sure you have corrected non-compliances</li> <li>• you are selected as part of our additional inspection programme and/or our risk assessment of your operations suggests the need for this.</li> <li>• if you are a new licensee we may visit you in your first year to ensure you fully understand and implement the organic requirements.</li> </ul> <p>We may charge you for these additional inspections if we consider they are needed because of non-compliances.</p> <p>At least 10% of a certification body’s inspections must be unannounced and 10% must be risk-based extra inspections. These are based on the general evaluation of the risk of non-compliance with the organic production rules, taking into account at least the results of previous controls, the quantity of products concerned and the risk for exchange of products.</p>

### NI 1.5.2 What happens at the inspection

1. At your inspection Soil Association Certification will:
  - a) verify that the description of your activities provided in your declaration is accurate
  - b) verify whether your activities are compliant with organic standards, and
  - c) compile an inspection report with any possible deficiencies and non-compliances found.
2. You or an appointed representative must sign the inspection declaration stating that you agree with the outcomes of the inspection and to undertake necessary corrective actions.

*(EC) 2018/848 Art. 39(d)*

*(EC) 2018/848 Art. 38(6)*

As part of the closing meeting your Inspector will explain any non-compliances found during your inspection and will ask you to sign a declaration and explain the need to complete an Action Summary form (usually left with you at the end of the inspection) which lists the outcomes of the inspection.

This includes any areas that do not comply with the standards and asks how you will correct them. It may also ask for extra information to complete the approval process.

You must respond with details of the actions you will take to address non-compliances and supply any other information requested, before the deadline given. When we have received your returned form and agreed the information you have given is satisfactory, we will approve your corrective actions and issue/reissue your certificate.

<p><b>NI 1.5.3 Access to facilities</b></p> <p>You must give Soil Association Certification or your control authority:</p> <ul style="list-style-type: none"> <li>a) access to all parts of your unit and all premises, including any non-organic production units and any storage premises for input products which it deems necessary in order to certify your organic activities</li> <li>b) access to accounts and relevant supporting documents which it deems necessary in order to certify your organic activities</li> <li>c) any information reasonably necessary for the purposes of certifying your organic activities, and</li> <li>d) when requested, the results of your own quality assurance programmes.</li> </ul> <p style="text-align: right;"><i>(EC) 2018/848 Art. 38(1)(b)(c)</i> <i>(EC) 2017/625 Art. 15(1)(2)</i></p>	
<p><b>NI 1.5.4 Sampling</b></p> <p>You must allow Soil Association Certification to take samples which will be analysed for the presence of prohibited substances and checking compliance to organic standards.</p> <p style="text-align: right;"><i>(EC) 2018/848 Art. 38(4)(c)</i> <i>(EC) 2021/279 Art. 7(c)</i></p>	<p>We will take samples if there is a risk that organic standards have not been complied with or to verify that sufficient measures are in place to prevent contamination of organic products. Certification bodies are obliged to take samples from the equivalent of 5% of their licensees per year.</p>
<p><b>NI 1.5.5 Specific requirements for inspecting parallel production of perennial crops</b></p> <p>If you parallel produce perennial crops you must inform Soil Association Certification at least 48 hours before you harvest each crop so that inspection visits can take place during harvest.</p> <p style="text-align: right;"><i>(EC) 2018/848 Art. 9(8)(9)</i></p>	

## NI 1.6 Non-compliance with the standards

### What is this chapter about?

This chapter deals with non-compliances. A non-compliance is when an activity does not comply with an organic standard.

Standards	Guidance
<p><b>NI 1.6.1 Non-compliances</b></p> <ol style="list-style-type: none"><li>1. Where you are found not to comply with organic standards Soil Association Certification will issue you with a non-compliance. The level of sanction will be proportionate to the severity and extent of the non-compliance and the risk it poses to the integrity of the organic product. Soil Association Certification will always apply the precautionary principle when making decisions on compliance to organic standards.</li><li>2. Depending on the severity of the non-compliance Soil Association Certification may suspend or even withdraw your licence. If your licence is suspended or withdrawn you must <b>not</b> trade as organic. (EC) 2018/848 Art. 37 (EC) 2018/848 Art. 38(1) (EC) 2018/848 Art. 41(3) (EC) 2018/848 Art. 42</li></ol>	<p>After your inspection we will draw up an <i>Action Summary Form</i> (either at inspection or we will send it to you afterwards). This lists areas that do not comply with the standards and asks how you will correct them.</p> <p>The different grades of sanctions are as follows:</p> <ul style="list-style-type: none"><li>• minor non-compliance</li><li>• major non-compliance</li><li>• critical non-compliance, or</li><li>• manifest infringement.</li></ul> <p>You are required to complete the <i>Action Summary Form</i> with the actions you will take to comply with the standards, and return it to us with any other information we request before the deadline given. When your Certification Officer has received your completed form and agreed that the information you have given is satisfactory they will approve the <i>Action Summary Form</i> and renew your licence.</p> <p>We may suspend or withdraw your licence in the following cases:</p> <ul style="list-style-type: none"><li>• if you are in breach of your contract with us</li><li>• if you do not pay your fee within the deadlines</li><li>• failure of licensee to return certified sales declaration (CSD)</li><li>• we are unable to arrange an inspection</li><li>• an inspector is refused access to premises</li><li>• an inspector is refused permission to take a sample</li><li>• if you do not send the completed <i>Action Summary Form</i>, or the information we request, within the deadlines</li><li>• severe or repeated non-compliance resulting in loss of organic integrity of an operation, product or batch</li><li>• a fraudulent activity is reported by an authority.</li></ul> <p>The classification of the non-compliances falls into three categories: minor, major and critical, and takes into account the following criteria:</p>

	<ul style="list-style-type: none"> <li>• the measure in place to prevent non-compliances.</li> <li>• the impact on the integrity of the organic or in-conversion status of product</li> <li>• the ability of the traceability system to locate the affected product(s) in the supply chain;</li> <li>• previous non-compliances.</li> </ul>
<p><b>NI 1.6.2 Reporting non-compliances</b></p> <p>If you suspect that a product-you have produced, prepared, imported or received from another operator does not meet organic standards you must:</p> <p>(a) identify and separate the product concerned  (b) check whether the suspicion can be substantiated  (c) not place the product on the market as organic or in-conversion and not use it in organic production, unless the suspicion can be eliminated  (d) where the suspicion has been substantiated or where it cannot be eliminated, immediately inform us, and provide us with available information, where appropriate  (e) fully cooperate with us in verifying and identifying the reasons for the suspected non-compliance.</p> <p>If we have a substantiated suspicion that you intend to place a product on the market as organic which does not meet organic standards, we will tell you to withhold the product whilst we investigate. We will complete the investigation in a reasonable time period taking into account the complexity of the case and the durability of the product. Before we make this decision we will give you opportunity to comment. You will need to cooperate fully with any investigation to resolve the suspicion.</p> <p>If the suspicion is confirmed, then you must remove any reference to organic from the product. If the suspicion is not confirmed, then you no longer have to withhold the product from sale.</p> <p style="text-align: right;"><i>(EC) 2018/848 Art. 27; Art. 41 (1)(2)</i></p>	<p>Suspicion can originate from a number of sources including (but not exclusively):</p> <ul style="list-style-type: none"> <li>• a positive residue detection showing contamination with a substance not permitted in organic production* (please see standard 5.6.3)</li> <li>• a complaint from a reliable source</li> <li>• you have not been able to verify the organic status of goods you have received (see section 5.7 for further information)</li> <li>• not being able to verify valid certification of a product or supplier. For example, if your supplier’s certification has been revoked</li> <li>• knowing that an element of the production did not meet organic standards, for example a prohibited substance has accidentally been applied to your crop or a non-organic ingredient has been used by mistake.</li> </ul> <p>You must stop any further sale/use of the product as organic (or in-conversion if applicable) until any doubt over its organic status can be eliminated.</p> <p>You must inform the certification team if you have substantiated suspicion or where you have not been able to eliminate suspicion that the product may not meet organic standards and stop any further sale of the product as organic until any doubt over its organic status can be eliminated.</p> <p>An investigation will be carried out to determine if the product has met organic production rules. Once this has been determined you will be informed if the product can be put back on the market as organic or not.</p> <p>If you are unsure what action to take, please contact the technical team at <a href="mailto:sacl.notifications@soilassociation.org">sacl.notifications@soilassociation.org</a>.</p>

### NI 1.6.3 Actions to be taken in the case of suspicion of the presence of non-permitted products or substances

1. If you suspect that a product does not meet these organic standards due to the presence of a substance not authorised for use in organic production, you must:
  - a) identify and separate the product concerned
  - b) check whether the suspicion can be substantiated
  - c) not market the product as organic or in-conversion
  - d) not use the product in organic production
  - e) fully cooperate with Soil Association Certification in identifying and verifying the reasons for the positive residue detection.
2. To check whether the suspicion of a positive residue detection can be substantiated you must take account of the following elements:
  - a) where the suspicion concerns an incoming organic or in-conversion product check that the information provided on the label of the product matches the information on the accompanying documents and that the information on the organic certificate provided by the supplier relates to the product purchased
  - b) where there is suspicion that the cause is under the control of your business you must examine any possible cause for the positive residue detection.
3. Where the suspicion has been substantiated or where it cannot be eliminated you must immediately inform Soil Association Certification and provide:
  - a) information and documents relating to the supplier (delivery note, invoice, the supplier's organic certification and the Certificate of Inspection (COI) if relevant)
  - b) information relating to the traceability of the product (lot identification or batch number, stock quantity and the quantity of the product already sold)
  - c) the laboratory results, from an accredited laboratory when relevant and available

The non-permitted products and substances referred to in this standard can include any product or substance not permitted in these organic standards. Such products and substances not authorised for use in organic production and processing can include but are not limited to:

- active substances used in plant protection products
- pest control products for use in agriculture and storage facilities
- fertilisers soil conditioners and nutrients
- non-organic feed material of plant, algal, animal or yeast origin or as feed material of microbial or mineral origin
- feed additives and processing aids
- food additives and processing aids
- cleaning and disinfection products
- non-organic ingredients not authorised for use in organic products
- processing aids for yeasts and yeast products.

The presence of non-permitted products or substances also includes and may be referred to as residue detections. Suspicion of contamination must be followed by the procedure outlined in this standard.

If you are unsure what action to take, please contact the technical team at [sacl.notifications@soilassociation.org](mailto:sacl.notifications@soilassociation.org).

<p>d) the sampling sheet detailing the time, place and method used to take the sample</p> <p>e) any information regarding a previous suspicion or substantiated residue detection for the specific product or substance</p> <p>f) any other relevant documentation that will help clarify the case.</p> <p>4. If your product has a positive residue detection for a substance not authorised for use in organic production Soil Association Certification will carry out an investigation to determine:</p> <p>a) if products or substances not authorised in organic production have been used</p> <p>b) if sufficient precautionary measures have been taken</p> <p>c) if sufficient measures following previous requests from certification body have not been taken.</p> <p>You will be given the opportunity to comment on the investigation and you may be required to take corrective measure to avoid future contamination.</p> <p style="text-align: right;"><i>(EC) 2018/848 Art. 28 (2); Art. 29 (1)(2)(3)(4)</i> <i>(EC) 2021/279 Art. 1 (1)(2)</i></p>	
<p><b>NI 1.6.4 Exceptions</b></p> <p>Exceptions to certain production rules will only be allowed when explicitly referenced in these standards. Permission may be granted or confirmed by your certification body or competent authority.</p> <p style="text-align: right;"><i>(EC) 2018/848 Art. 40(4)(b)</i></p>	
<p><b>NI 1.6.5 Appeals and complaints</b></p> <p>We appreciate there may be occasions when you wish to make a formal complaint to us. This could be regarding service, standards, policy, another licensee or an unlicensed company. We have formal complaints and appeals procedures which are available on request. You can make a complaint in writing, by email or by telephone.</p>	<p>If you have a complaint please send details in writing to <a href="mailto:cert@soilassociation.org">cert@soilassociation.org</a> or telephone Client Services on 0117 987 4564.</p> <p>If you wish to appeal a certification decision, please send full details to your Certification Officer.</p>

### NI 1.6.6 Exceptional production rules due to catastrophic circumstances

1. When the competent authority recognises conditions that qualify as a catastrophic event they may grant a derogation against specific production rules. These exceptions will be explicitly referenced in these standards.
2. Derogations shall be offered on an individual basis or across a geographical area depending on the nature of the catastrophic circumstance.
3. Derogations will be granted for:
  - a) a limited period and for no longer than 12 months,
  - a) specific types of production and to a specific area
4. Derogations granted for catastrophic circumstances shall not affect the validity of your organic license provided that the specific requirements of the derogation are met.
5. Documentary evidence shall be kept relating to the specific requirement of the derogation.

*(EC) 2018/848 Art. 22(1)(2)*

*(EC) 2020/2146 Art 1*

*(EC) 2020/2146 Art 2*

Your competent authority will recognise a catastrophic event as conditions derived from an 'adverse climatic event', 'animal diseases', an 'environmental incident', a 'natural disaster' or a 'catastrophic event' as well as any comparable situation as defined by EC 1305/2013.

In the case of a 'natural disaster' this will be quantified as the loss of 30% of relevant agricultural potential or 20% of the relevant forest potential.




In the event of catastrophic circumstances please contact your certification officer.






## NI 1.7 Record keeping

### What is this chapter about?

This chapter details all the records that you will need to keep and have available at your inspection.

Standards	Guidance
<p><b>NI 1.7.1 General record keeping</b></p> <ol style="list-style-type: none"><li>1. You must have a record keeping system in place which allows you to prove the organic status of your products. Your records need to cover all production stages from everything produced or bought in through to all goods sold or dispatched and must allow you to demonstrate the balance between input and output. They must also allow retrospective traceability.</li><li>2. You must keep stock and financial records at your unit or premises which make it possible to verify the following information for every product:<ol style="list-style-type: none"><li>a) the suppliers, sellers or exporters</li><li>b) the nature and quantities of organic products delivered, including where relevant:<ol style="list-style-type: none"><li>i) nature and quantities of all materials bought and the use of such materials</li><li>ii) the composition of compound feed stuffs</li></ol></li><li>c) the nature and quantities of organic products held in storage</li><li>d) the nature, quantities, and consignees or buyers (other than final consumers) of any products which have left your unit, premises or storage facility.</li></ol></li><li>3. If you do not store or physically handle organic products, you will still need to keep records of:<ol style="list-style-type: none"><li>a) the nature and quantities of organic products bought and sold</li><li>b) the suppliers, and where different, the sellers or the exporters</li><li>c) the buyers, and where different the consignees.</li></ol></li></ol> <p style="text-align: right;"><i>(EC) 2018/848 Annex II Part IV(1.5)(d)</i> <i>(EC) 2018/848 Art. 39(1)(a)</i></p>	<p><b>I</b> Standards 1.7.1 -1.7.3 apply to all licensees. More specific record keeping requirements for agricultural operations follow below.</p> <p><b>R</b> Your records need to be sufficient for us to be able to carry out successful mass balance (input and output) and traceability exercises at your inspection. You will need to be able to demonstrate that you have bought/received sufficient organic material for the quantity you have sold/dispatched.</p> <p><b>R</b> You need to have a system to keep track of procedures and records to ensure they are correct, up-to-date and effective.</p> <p><b>R</b> Your records should include:</p> <ul style="list-style-type: none"><li>• checked organic status of goods such as feed, seed and livestock, delivered as per standard 1.14.3</li><li>• quantities, batch codes and invoices and delivery notes of goods received</li><li>• evidence that you produced, stored and handled organic and non-organic products separately</li><li>• evidence that you cleaned according to these standards before production</li><li>• relevant paperwork to identify any products sold, how much and to whom</li><li>• annual stock takes if appropriate</li><li>• any pest control treatments used</li></ul>

<p><b>NI 1.7.2 Verifying certification documents</b></p> <p>1. You must verify the certification documents of your suppliers and check that they:</p> <ol style="list-style-type: none"> <li>identify your supplier,</li> <li>cover the type or range of products you are purchasing, and</li> <li>are valid at the time you are making the purchase.</li> </ol> <p>2. You must make a record of these checks.</p> <p style="text-align: right;"><i>(EC) 2018/848 Art. 35(6)</i></p>	<p>A certification document will be the organic certificate, or in the case of Soil Association Certification licensees this includes the certificate and trading schedule. The name and address on the certificate must match the name and address of your supplier (the company you are purchasing from).</p> <p>The term ‘suppliers’ also covers businesses supplying a service, e.g. storing organic product.</p> <p>You will need to verify certification documents for any supplier of organic products that you are purchasing from. This will include agents or traders who may not handle the product but who do take ownership of it and sell it to you.</p> <p>When you receive goods, you will also need to make the checks detailed in 1.14.3</p> <p>Tools such as <a href="#">BioC</a> could be used as a way of doing this.</p> <p> Records of verification checks</p>
<p><b>NI 1.7.3 Complaints register</b></p> <p>You must keep a complaint register for your business. This must record:</p> <ol style="list-style-type: none"> <li>all complaints you make or receive</li> <li>any response to the complaint</li> <li>the action taken.</li> </ol> <p style="text-align: right;"><i>(EC) 2018/848 Art. 2(4)(5); Art. 39(1)(a); Art. 46(2)(d)</i></p>	<p> Keeping a record of any complaints you receive encourages transparency. It allows businesses to monitor issues and encourages good practice by ensuring there is a documented system for dealing with complaints.</p>
<p><b>NI 1.7.4 Specific plant production records</b></p> <p>You must keep plant production records in the form of a register which is available at all times on the premises of your holding. These records must provide at least the following information:</p> <ol style="list-style-type: none"> <li>as regards the use of fertiliser and soil conditioners: date of application, type and amount of fertiliser, crop and parcels concerned;</li> <li>as regards the use of pesticides and plant protection products: reason and date of treatment, the name of the product, its active substances, the amount applied, the crop and parcels concerned, and the pest or disease to be controlled;</li> </ol>	<p>Refer to section 2.5 for permitted fertilisers and soil conditioners and 2.6 for permitted pesticides and plant protection products.</p> <p> Plant production records</p>

<p>c) as regards purchase of farm inputs: date, type and amount of purchased product; crop and parcels concerned;</p> <p>d) as regards harvest: date, type and amount of organic or in conversion crop production;</p> <p>e) as regards to cleaning and disinfection products: date or dates on which each product was used, the name of the product, its active substances, and the location of such use.</p> <p><i>(EC) 2018/848 Annex II Part I(1.9.3)(1.10.2)(1.11)(1.12)</i></p>	
<p><b>NI 1.7.5 Cropping plan</b> Each year, you must provide us with a cropping plan, giving a breakdown by parcel.</p> <p><i>(EC) 2018/848 Art. 39(1)(a)</i></p>	<p> We will send you our Annual Questionnaire form before your annual inspection, for you to record this information.</p>
<p><b>NI 1.7.6 General livestock records</b> You must keep livestock records in the form of a register which is available at all times on the premises of your holding. These records must provide a full description of the herd or flock management system comprising of at least the information required in this section.</p> <p><i>(EC) 2018/848 Art. 39(1)(a)</i></p>	<p> We will send you our Annual Questionnaire form before your annual inspection, for you to record your livestock numbers.</p> <p>Livestock records see standards below for specific requirements.</p>
<p><b>NI 1.7.7 Livestock movement records</b> When you bring animals in you must record:</p> <ol style="list-style-type: none"> <li>species, source, numbers</li> <li>organic status</li> <li>identification mark</li> <li>any quarantine measures taken</li> <li>age</li> <li>veterinary history, and</li> <li>date of arrival</li> <li>dates of conversion.</li> </ol> <p>When your animals are sold or leave your holding you must record:</p> <ol style="list-style-type: none"> <li>species</li> <li>destination</li> <li>numbers sold</li> <li>slaughtered weight where appropriate</li> <li>identification mark, and</li> <li>age.</li> </ol>	<p> At inspection you will be required to show up to date records. These can be in any format. Electronic and printed versions are available from several sources. Government guidance can be found <a href="#">here</a>.</p> <p> Livestock movement records.</p> <p>If you bring in stock reared under simultaneous conversion, you must record all details of their conversion requirements.</p> <p> We can provide Livestock Transfer Documents and Organic Livestock Movement to Slaughter documents which will meet all these requirements. Ask your certification officer if you need copies of these.</p>

(EC) 2018/848 Annex II Part II (1.3.4.5)(1.7.12)







### NI 1.7.8 Livestock mortality records



You must keep details of livestock mortalities including:


- a) species and number of animals lost
- b) reason for mortality

(EC) 2018/848 Art. 39(1)(a)

At inspection you will be required to provide the following mortality records for the previous 12 months or in the case of poultry the oldest flock on farm at point of inspection:

 Dairy cows	a) Number of losses per 100 cows calved for the following categories: <ul style="list-style-type: none"><li>i) 0 - 24hrs - all calves (including stillborn)</li><li>ii) 24 hrs - 42 days - all calves</li><li>iii) 42 days - 1st calving - dairy heifers</li><li>iv) 1st calving - 2nd calving - dairy heifers.</li></ul> b) Number of planned culls c) Number of unplanned culls or casualty cows (died or killed on farm) in the last 12 months. Where possible, also record reasons d) Number of enforced culls, e.g. TB.
 Beef Cattle	Number of losses: <ul style="list-style-type: none"><li>a) Stillborn – 24 hours</li><li>b) 24 hours – 10 days</li><li>c) 10 days – weaning</li><li>d) Weaning – first calving /point of sale</li><li>e) Less than 30 months</li><li>f) 30 months +</li></ul>
 Sheep	a) Number of planned culls b) Number of unplanned culls or casualties (died or killed on farm) in the last 12 months. When possible record reasons for cull / casualty ewes. When possible record main reasons for lamb losses.
 Pigs: Dry Sows	a) Percentage mortality (died but not actively culled) on farm in the last 12 months. b) Percentage culls in the last 12 months. Record the predominant cause of mortality.
 Pigs: Finishers	a) Percentage mortality (died but not actively culled) on farm in the last 12 months or for the last batch Record the predominant cause of mortality.
 Broilers	a) First week mortality, including culls (%). b) Mortality to date - dead birds only, i.e. not including culls (%). c) Culls to date, not including leg culls (%). d) Leg culls to date - leg culls only (%).

		Also record this information for the previous flock. Record predominant cause/s of mortality and culls.
	 Laying hens	a) Mortality of previous flock b) Mortality to date c) Mortality to 40 weeks (where applicable) Record the predominant cause of mortality for each of a), b) and c).
<b>Standards</b>	<b>Guidance</b>	
<p><b>SA NI 1.7.9 Feed records</b></p> <p>1. Your feed records must include:</p> <ol style="list-style-type: none"> <li>Name and type, such as forage, straights or compound, including supplements</li> <li>source of feed</li> <li>percentage of each ingredient in the rations</li> <li>amount of feed, including the amount of non-organic ingredients fed to each animal or group of animals,</li> <li>organic status, such as organic, in-conversion or non-organic.</li> </ol> <p>2. You must record the period when your livestock have access to grazing or exercise areas and, where applicable, periods of transhumance.</p> <p style="text-align: right;"><i>(EC) 2018/848 Art. 39 (1)(a)</i> <i>(EC) 2018/848 Annex II Part II(1.4.4)</i></p>	 At inspection provide the feed records in any format for each animal group. This should include copies of feed labels.	

<p><b>NI 1.7.10 Veterinary records</b></p> <p>1. When you use any veterinary medicines you must record:</p> <ol style="list-style-type: none"> <li>date the treatment started and ended</li> <li>reason for treatment</li> <li>the name and type and batch number of the medicine and its active substance</li> <li>method of treatment</li> <li>number and identity of animals you treat</li> <li>length of the legal withdrawal period in days</li> <li>earliest date you can sell the animal or its products as organic</li> <li>posology (dosage)</li> <li>where appropriate veterinary prescription for veterinary care.</li> </ol> <p>2. Whenever veterinary medicines are used the information recorded must be declared to your certification body or control authority before the livestock or livestock products are marketed as organic. <i>(EC) 2018/848 Annex II Part II(1.4.4)(1.5.2.7)</i></p>	<p> Records of veterinary treatments used</p> <p>Veterinary medicines are products which are used to treat or prevent disease.</p> <p>Examples of veterinary medicines include antibiotics, vaccinations, parasite treatments, minerals and vitamins, herbal and homeopathic products.</p> <p>There are additional statutory record keeping requirements for veterinary medicines. Government guidance can be found <a href="#">here</a>.</p> <p>You must keep records of any additional instructions given to you by the vet relating to the care of the animals under treatment</p>
<p><b>NI 1.7.11 Identification of livestock</b></p> <p>You must identify your livestock at all stages of their production, preparation, transport and marketing using techniques adapted to each species. This must be done individually in the case of large mammals and individually or by batch in the case of poultry and small mammals. <i>(EC) 2018/848 Annex II Part II ( 1.3.4.4.5)(1.3.4.5)</i></p>	<p>The methods you use to identify your livestock must meet the legal requirements of country. In NI you must follow NICA requirements.</p>

## NI 1.8 General labelling

### What's this chapter about?

This section contains the labelling standards which need to be met if you wish to label your product as organic.

#### Standards

##### NI 1.8.1 Using the term organic

If you wish to refer to organic in relation to products referred to in standard 5.1.1 anywhere on a label, in advertising materials or commercial documents, you must meet the requirements of these standards.

Terms and their derivatives listed in Annex IV, whether alone or in combination (including terms used in the EU to describe organic products – see guidance), may be used throughout the European Union and in any language listed.

(EC) 2018/848 Art. 2  
(EC) 2018/848 Art. 30(1)

#### Guidance



Labelling refers to the way in which you identify your products and show their organic status. The labelling standards apply to:

- retail packaging
- bulk packaging
- the labelling of loose produce for sale in retail outlets
- information on delivery notes or invoices for products that are packed or labelled before sale, such as milk, livestock and grain
- marketing materials, and
- web content.

This includes reference to organic not just in the product name or sales description, but also in relation to ingredients of a food or feed product. For example, a cereal bar making organic claims about some of the ingredients may only do so if the cereal bar is certified to the organic regulation.

This only applies to food and feed products. However, if you make such claims on non-food and feed products (such as textiles, health and beauty products, and pet food) your claims must still be true. In the UK all products are governed by the *Trade Descriptions Act*.

Examples of other references to organic include, "organically grown"; "organically produced"; "grown/produced using organic principles"; "grown/produced using organic methods".

If you sell organic products and non-organic products, any use of the word organic, or organic logos (certifier logos such as the SA Symbol, or the EU Organic logo), must be clear and unambiguous as to which products they apply. Use of references to organic or logos on email footers, invoices, websites should be accompanied by an explanatory wording e.g. "We have a range of organic products, see our product listings for more details", and within the product listing

a clear identification of products. For contract manufacturers/packers wording describing the certified service offered should be included e.g. “We offer certified packing of organic products”.

If your company name includes the word organic you may not use this on the labels of non organic products - e.g. labels of non organic products sold by ‘XXX Organic Farm’ could replace their branding with ‘XXX Farm’. On websites and marketing materials ‘XXX Organic Farm’ can be used provide it is clear and unambiguous to buyers which products are organic and which are not.



### Labelling legislation

Along with meeting these standards for labelling, you will also need to make sure your labels meet other relevant labelling legislation such as *Regulation 1169/2011 on the provision of food information to consumers*, and the *Food Information Regulations*.

### List of terms for organic (annex IV of (EC) 2018/848)

BG: биологичен.

ES: ecológico, biológico, orgánico.

CS: ekologické, biologické.

DA: økologisk.

DE: ökologisch, biologisch.

ET: mahe, ökoloogiline.

EL: βιολογικό.

EN: organic.

FR: biologique.

GA: orgánach.

HR: ekološki.

IT: biologico.

LV: bioloģisks, ekoloģisks.

LT: ekologiškas.

LU: biologesch, ökologesch.

HU: ökológiai.

	<p>MT: organiku.  NL: biologisch.  PL: ekologiczne.  PT: biológico.  RO: ecologic.  SK: ekologické, biologické.  SL: ekološki.  FI: luonnonmukainen.  SV: ekologisk.</p>
<p><b>NI 1.8.2 Products with 95%-100% organic ingredients</b>  Food products containing 95%-100% organic agricultural ingredients can be labelled as organic provided that they meet the composition requirements in standard 6.3.1 (Food and Drink) and the labelling includes the following:</p> <ol style="list-style-type: none"> <li>An indication of which ingredients are organic in the ingredients list.</li> <li>The EU organic logo must be used on pre-packaged food.</li> <li>When the EU logo is used, an indication of where the ingredients were farmed or grown (see standard 1.8.6).</li> <li>The code of the certifier who certifies the company that applies the labels (which may or may not be you). This must appear in the same visual field as the EU organic logo if the EU logo is used.</li> <li>A traceability code, such as a batch or date code.</li> <li>The EU logo, statement of agricultural origin and code of the certifier must be marked in a conspicuous place in such a way as to be easily visible, clearly legible and indelible.</li> </ol> <p style="text-align: right;"> <i>(EC) 2018/848 Art. 30(5)</i>  <i>(EC) 2018/848 Art. 32(1)(2)(a)(b)(c)</i>  <i>(EC) 2018/848 Art. 33(1)(3)(5)</i>  <i>(EC) 2018/848 Annex III(2.1.1)d)</i>  <i>(EC) 2018/848 Annex XI</i>  <i>(EC) 2021/279 Art. 3</i> </p>	<p>Guidance is set out below:</p> <ol style="list-style-type: none"> <li>Identifying organic ingredients</li> </ol> <p>If any non-organic ingredients are used, make a clear indication on the ingredients panel as to the organic status of each ingredient. This includes water and salt as these are non-organic.</p> <p>For example:  Ingredients: Organic Flour (fortified with calcium carbonate, iron, niacin, thiamin), Water, Organic Eggs, Organic Sunflower seeds, Yeast, Salt.</p> <p>Or, Ingredients: Flour (fortified with calcium carbonate*, iron*, niacin*, thiamin*), Water*, Eggs, Sunflower seeds, Yeast*, Salt*. *Non-organic.</p> <ol style="list-style-type: none"> <li>Using the EU logo</li> </ol> <p>The EU sets the rules for the use of the EU leaf logo. Its use is optional on foods imported from outside the EU. It cannot be used on non-food products. See EU logo standard (1.8.5) for details.</p> <ol style="list-style-type: none"> <li>Statement of agricultural origin</li> <li>See standard ‘declaring ingredient origin’ (1.8.6) for details.</li> <li>Certifier code</li> </ol>

Each certification body has its own code which its operators need to use on pack. The code for Soil Association Certification in Northern Ireland is **XI-ORG-05**. If you are packing, processing and/or labelling the product yourself, or a Soil Association certified company in Northern Ireland is doing this on your behalf, this is the code which must be used.

The code for Soil Association Certification in GB is GB-ORG-05, this is different from the code used in Northern Ireland, so businesses Soil Association Certification license in GB use the code GB-ORG-05.

However, if you use another company to apply packaging or labels to your product(s), you need to use the code of their certification body on pack, even if the product carries the Soil Association symbol. For example, if you are using a French contract packer certified by Ecocert, use the Ecocert code FR-BIO-01, do not use XI-ORG-05. The certification code of your subcontractor is usually featured on their organic certificate.

If your product is labelled outside the UK or EU and you are not using the EU logo then you do not have to use the certifier's code, but you must include the name of the certifier.

If you are in any doubt as to what certifier code you should use on your labels please do contact your Certification Officer for guidance.

Labels of non-food products, such as textiles and health and beauty care, or medicinal products must not include the code of the certifier. This is because they fall outside the scope of the EU Organic Regulation.

f) Traceability code

Your labelling must include a traceability code. Please refer to the record keeping section 1.7 for details.

The above mandatory information on prepacked product labels must be easily visible and clearly legible. This applies to the certification code and agriculture

statement, and the EU logo when used. The organic regulation requires them to be in a conspicuous place - easily visible, clearly legible and indelible. This information cannot be inside a products packaging, for example, the inside lid of an egg box. You can view [guidance from the Food Standards Agency](#) on how to display mandatory information on packaging and labels.

**Labelling requirements for box schemes NI:**

Certification code (XI-ORG-05) must either be on the box or accompanying paperwork. The box scheme contents should also be detailed.

If the box scheme does not provide paperwork with the box, or label the box, it is acceptable for the information to be sent via e-mail, on the website or other social media.

For certification in NI the EU logo is only required for pre-packed product so is not applicable for box schemes.

### NI 1.8.3 Products with less than 95% organic ingredients

1. For products where less than 95% of the agricultural ingredients are organic you can only include reference to organic in the ingredients list. In order to do this you must:
  - a) indicate which ingredients are organic in the ingredients list.
  - b) include the total percentage of organic ingredients in the ingredients list (as a percentage of the agricultural ingredients).
  - c) use the same colour, size and style of lettering in the reference to organic and percentage statement as you do as for the non-organic ingredients.
2. For products where the main ingredient is a product of hunting or fishing you may make reference to organic in the sales description and in the list of ingredients provided that you
  - d) indicate which ingredients are organic in the ingredients list
  - e) ensure any reference to organic in the sales description is clearly related to the organic ingredients and not the product of hunting or fishing
  - f) all other agricultural ingredients are organic
  - g) include the total percentage of organic ingredients in the ingredients list (as a percentage of the total quantity of agricultural ingredients)
  - h) in the list of ingredients use the same colour, size and style of lettering in the reference to organic and percentage statement as you do for the non-organic ingredients.
  - i) meet all of other processed food requirements as detailed in out processed food standards.
3. You must **not** use the EU logo on products covered under points 1 and 2 above.

Guidance for each point is set out below:

1. Less than 95% organic bulk labels

For bulk products which do not include the ingredient information on the label, indicate the total percentage of organic ingredients on the product label instead.

Your labelling must not infer the product is organic. Any references to organic must clearly only be in relation to the organic ingredients.

2. Main ingredient of hunting and fishing

The 'main ingredient' means it accounts for at least 50% agricultural ingredients or is the characterising ingredient. Added water and salt are not taken into account.

Products of hunting and fishing are considered agricultural ingredients so are included in percentage calculations.

For example, Sardines in tomato sauce:

Sardines	52%
Organic tomatoes	32%
Organic olive oil	11%
Organic lemon	5%
Organic content =	48%

The label will indicate total organic content of 48%.

3. This table provides a summary of the main differences in labelling requirements for products containing more than 95% and less than 95% organic agricultural ingredients, and in-conversion products.

<p>4. The label must include the code number of the certifier who certifies the company that carries out the most recent production, preparation or packing for the product (which may or may not be you).</p> <p>5. You must include a traceability code, such as a batch or date code.</p>		% organic agricultural ingredients	References to organic	EU Organic logo (optional unless in NI)	Certification code	Statement of agricultural origin
<p><i>(EC) 2018/848 Art. 30(5)</i></p>		<b>More</b> than 95%	✓	✓	✓	✓
<p><i>(EC) 2018/848 Art. 32 (1) (a)</i></p>		<b>Less</b> than 95%	Only in ingredient list	✗	✓	✗
<p><i>(EC) 2018/848 Art. 33(1)</i></p>		In-conversion product	You may use the wording 'product under conversion to organic farming'	✗	✓	✗
<p><i>(EC) 2018/848 Annex III(2.1.1)(d)</i></p>						
<p><b>NI 1.8.4 In-conversion products</b></p>						
<p>1. To label your product as 'in-conversion' or use a similar term, the product must:</p> <ul style="list-style-type: none"> <li>a. have been grown on land that has gone through at least a 12 month conversion period before the crop was harvested</li> <li>b. contain only one agricultural ingredient, which must be of plant origin, either processed or unprocessed</li> <li>c. meet all of other processed food requirements as detailed in out processed food standards</li> <li>d. Ensure any reference to 'in—conversion' is not more prominent in colour, size and style of lettering than the sales description of the product.</li> </ul> <p>2. Include the certifier code in the same visual field as the reference to in-conversion.</p> <p>3. You must <b>not</b> use the EU logo on in-conversion products.</p> <p><i>(EC) 2018/848 Art. 10(4)(b)</i>  <i>(EC) 2018/848 Art. 16(1)</i>  <i>(EC) 2018/848 Art. 33 (1)</i>  <i>(EC) 2020/464 Art. 23</i>  <i>(EC) 2021/279 Art. 3(1)(a)(b)</i></p>						

### NI 1.8.5 Using the EU organic logo

1. You must display the EU logo on labels of packaged organic products produced in Northern Ireland or the EU.
2. Use of the EU logo is optional on products labelled in a third country.
3. The EU logo is published for use in green as shown below. The reference for single colour printing is Pantone 376, or if you print using four colour process, 50% cyan, 100% yellow.



4. Where colour is not possible you may use black and white.




5. The EU organic logo must:
  - a) appear at least 9mm high and 13.5mm wide, or
  - b) appear 6mm high for very small packages, and

The use of the logo is mandatory for all organic pre-packaged food produced within Northern Ireland or the European Union. The terms of its use are set by the EU and more information can be found [online](#).

You can download the EU logo in various formats from [here](#).

The white EU logo with the black stars is designed to be used on a dark background only. When the EU logo is used it must appear within a box or a black outline.



If your product is being packed outside the EU, you do not need to apply the EU logo. However, due to the widespread recognition of the EU logo across Europe you may wish to apply it if the products are destined for the EU market.

Products without packaging do not need to display the EU logo (see standard 1.14.2 for details of what you need to include).

Pre-packed products for export only and not for sale on the EU market do not have to use the EU Leaf logo. However, operators must have measures in place to ensure the product cannot be placed on the EU market.

<p>c) have a proportional height to width ratio of 1:1.5</p> <p>6. The EU organic logo may appear:</p> <ul style="list-style-type: none"> <li>a) in negative, if the background of your packaging is dark.</li> <li>b) in the single colour of your packaging if you are only able to print one colour.</li> <li>c) with an outer line around it to improve how it stands out on coloured backgrounds.</li> <li>d) in conjunction with other logos and text referring to organic, providing this does not overlap, obscure or change the logo.</li> </ul> <p>7. The organic production logo of the European Union shall not be used in the labelling, the presentation or the advertising of products originating from mass catering, and shall not be used to advertise the mass caterer.</p> <p style="text-align: right;"><i>(EC) 2018/848 Art. 2 (3)</i> <i>(EC) 2018/848 Art. 32(1)(2)(3)</i> <i>(EC) 2018/848 Art.33</i></p>	<p>For product pre-packed in the EU, or Northern Ireland, but placed on third country markets the use of the EU logo is optional.</p>
<p><b>NI 1.8.6 Declaring ingredient origin</b></p> <p>1. When the EU logo is used you must also include a declaration in relation to the EU - ‘EU agriculture’, ‘non-EU agriculture’, or ‘EU/non-EU agriculture’. This must appear:</p> <ul style="list-style-type: none"> <li>a) in the same visual field as the EU organic logo;</li> <li>b) immediately below the certifier code, and</li> <li>c) no more prominent than the sales description.</li> </ul> <p>2. The word ‘Agriculture’ may be replaced by ‘Aquaculture’ where appropriate.</p> <p style="text-align: right;"><i>(EC) 2018/848 Art. 32(1)(2)</i> <i>(EC) 2021/279 Art. 3(3)</i></p>	<p>If the EU logo is used the declaration needs to be in the same visual field as the EU <a href="#">logo</a>.</p>

## NI 1.9 Making claims on your labels

### What is this chapter about?

The standards in this section outline the requirements relating to certain labelling claims. As well as meeting the requirements of these standards, you will need to make sure your products meet all statutory labelling legislation.

### Standards

#### NI 1.9.1 Using accurate descriptions

1. References to organic production, as described in standard 1.8.1 can only be used to describe products (in labels, advertising and commercial documents on products) that meet the requirements of these standards, unless the term is not being used in relation to agricultural products in food or feed which fall under the scope of these standards.
2. You must **not** use any terms, including terms used in trademarks, company names and practices, labels or advertising, that could mislead consumers into believing products are organic when they are not.

*(EC) 2018/848 Art.30(2)*

### Guidance

Your sales description and product name will need to accurately describe your product. You can't use the word organic, even if it is part of your company trade name, in relation to non-organic products (e.g. on labels).



#### Substantiating claims

You will need to be able to substantiate any claims that you make on your labels.

For example:

You should not use phrases such as 'GMO free' unless you can prove this, if challenged. Instead you could use:

- 'organic standards prohibit the use of GM materials', or
- 'non-GM'.

You should not use phrases such as 'pesticide free' unless you can prove this, if challenged. Instead you could use:

- 'Less pesticides, or
- 'Organic farming uses virtually no pesticides, or
- 'No system of farming has lower pesticide use'

We worked closely with the Advertising Standards Authority to draw up a document of approved advertising claims you can make when selling organic. You can find a copy on our [website](#).



#### Labelling claims

Food labelling legislation is harmonised at an EU level. In England, responsibility for food labelling legislation and policy is split across Defra, the Food Standards Agency (FSA) and the Department of Health (DH). For Scotland, Wales and Northern Ireland all domestic standards legislation is the responsibility of the FSA.

Visit this [website](#) for details.

## NI 1.10 Labelling in specific scenarios

### Standards

#### NI 1.10.1 Stamping eggshells and meat

You must only use colours in accordance with Article 17 of Regulation (EC) No 1333/2008 for stamping meat and eggshells.

*(EC) 2018/848 Annex II Part IV (2.2.2)(c)*

### Guidance

#### Egg stamps

Even if you stamp your eggs with the egg markings, you still need to label the egg boxes in accordance with the general organic labelling standards.

You can find more information on egg marking on the Defra [website](#).

#### Meat stamps

Please refer to the abattoir standards on our [website](#) for full details of meat stamp requirements including details of the records which must be kept.

## NI 1.11 Preserving organic integrity

### What is the chapter about?

The standards in this section cover which substances are prohibited and what you need to do to prevent contamination.

Standards	Guidance
<p><b>NI 1.11.1 Reducing the risk of contamination</b></p> <p>1. In order to avoid contamination with products or substances that are not authorised for use in organic production, you must take the following precautionary measures:</p> <ol style="list-style-type: none"><li>put in place and maintain measures that are proportionate and appropriate to identify the risks of contamination of organic production and products with non-authorised products or substances, including systematic identification of critical procedural steps;</li><li>put in place and maintain measures that are proportionate and appropriate to avoid risks of contamination of organic production and products with non-authorised products or substances;</li><li>regularly review and adjust such measures;</li><li>document the risks identified and the measures you put in place, and</li><li>comply with other relevant requirements of these standards that ensure the separation of organic, in-conversion and non-organic products.</li></ol> <p style="text-align: right;"><i>(EC) 2018/848 Art 28 (1)</i> <i>(EC) 2018/848 Annex II Part IV (1.2)(1.4)</i></p>	<p>You must consider what you do to reduce the risk of contamination at all stages of production, including processing, storage and transport, including how you determine that the measures you have in place are sufficient and how you monitor that they remain effective. You could use details of any sampling and testing that you carry out.</p> <p>Examples of risks include:</p> <p><b>Environmental</b></p> <ul style="list-style-type: none"><li>Spray drift or environmental contamination from inputs used on near-by non-organic crops.</li><li>Contamination from nearby non-organic, or historically treated, processing or storage areas.</li><li>Cross pollination or physical contamination from GM crops and seeds either growing nearby or previously grown nearby or on the now organic land.</li><li>Heavy metal contamination in the soil.</li></ul> <p><b>Management</b></p> <ul style="list-style-type: none"><li>Insufficient separation, clean down or procedures when carrying out non-dedicated production including equipment, processing, storage, packaging and transport.</li><li>Cleaning materials insufficiently rinsed off product contact surfaces</li><li>Ineffective identification of organic and non-organic products at all times.</li><li>Insufficient staff training and ongoing management to ensure procedures are being followed correctly.</li><li>Products that may be in contact with crops.</li><li>Insufficient pest management.</li></ul> <p><b>Risk products</b></p> <ul style="list-style-type: none"><li>Chemical or GM contamination from non-organic inputs (e.g. manure, feed, minerals, pesticides, fertilisers).</li><li>Using risk ingredients – they may be a risk depending on what they are or where they come from. For example, some ingredients like maize and soya from countries like USA, Brazil, Argentina and Canada have a higher risk of being contaminated by GMOs.</li></ul>

	<p>If you use non-organic manure send us a completed GMO declaration <a href="#">form</a> and we may request labels of feed fed to the animals producing the manure at inspection. Where PCR testing is used to determine that measures are effective at preventing GMO contamination the test must be carried out to the limit of detection of 0.1%.</p> <p>Where pesticide residue testing is carried out we recommend it is carried out by a laboratory accredited to the ISO 17025 standard. If possible, the actual test method should also be accredited to ISO 17025 or equivalent</p> <p>Staff training is an important way to ensure that risk of contamination is minimised. You should ensure that all staff are adequately trained and deemed competent to meet organic requirements and your own operational procedures. This will need to be repeated whenever changes are made. Training records and staff reviews may be reviewed at inspection to verify this.</p>
<p><b>NI 1.11.2 Genetic modification</b></p> <ol style="list-style-type: none"> <li>1. If a product contains GMOs, consists of GMOs or is produced from GMOs it must not be labelled or advertised with reference to organic production.</li> <li>2. GMOs, products produced from GMOs, and products produced by GMOs shall not be used in food or feed, or as food, feed, processing aids, plant protection products, fertilisers, soil conditioners, plant reproductive material, micro-organisms or animals in organic production. You must be able to demonstrate the above.</li> <li>3. For food and feed products in the EU, Directive 2001/18/EC, Regulation (EC) 1829/2003 or Regulation (EC) 1830/2003 are applicable, and you may rely on labels or any other accompanying documents to confirm that they are non-GM, unless you have other information that the products do not meet the Directive and Regulations listed above.</li> <li>4. For products that are not food or feed, or products that could be produced by GMOs or for products we are certifying outside the EU, you will need to get confirmation from your suppliers, in the</li> </ol>	<p>In the EU, if a product contains GMOs or their derivatives then it must be labelled as such, (as described in 1.11.2.3) so the regulation allows labels to be relied upon as evidence to indicate whether food contains GMOs or their derivatives. This would apply to products such as agricultural crops, like maize and soya, or their derivatives like lecithin or starch. However, Directive 2001/18/EC, Regulation (EC) 1829/2003 and Regulation (EC) 1830/2003 do not extend to the use of ingredients produced by genetically modified micro-organisms. For example, enzymes and vitamins. This means that it cannot be automatically assumed that a product complies with the specific GMO requirements of the organic regulations. For this reason, we require a completed GMO declaration for all products that may be a GM risk.</p> <p>Our GMO declaration form explains which additives, processing aids and ingredients are GMO risks. Your Certification Officer can also confirm any other ingredients which are a GMO risk.</p> <p>Please contact us if you need a blank template of the non-GM declaration form for your suppliers to complete.</p> <p><b>Please note:</b> The GMO declaration expires 12 months from the date signed. Supporting information must be dated within 12 months of sending to SA Certification. If older than 12 months, you must check with the supplier that the statement is still valid and provide evidence</p>

<p>form of a non-GM declaration, that the products supplied have not been produced from or by GMOs.</p> <p style="text-align: right;"><i>(EC) 2018/848 Art. 11</i></p>	<p>of this to SA Certification. An updated GMO declaration is not required if you have not re-ordered the product since originally submitting evidence.</p> <p>1.11.2.3 also says, if you have other information that the products do not meet the GM labelling requirements then you cannot rely on the information stated on the label. For example, test results which show GM DNA in the product. If you or a third party tests any of your organic products and gets a positive result, you must inform us of that result as soon as possible.</p> <p>Farmers purchasing animal feeds may rely on the information provided on the labels, or accompany documents. Feed used must be certified organic so any checks on GM status will have been done by the feed processors.</p> <p>The European regulations and directives referred to in the standard only apply to product within the EU market. This means that if we are certifying your business outside the UK/EU, supplier declarations will be required for all GM risk ingredients and feed to confirm the products have not been produced from or by GMOs.</p>
<p><b>NI 1.11.3 Nanoparticles</b></p> <p>Organic food must <b>not</b> contain or consist of engineered nanoparticles.</p> <p style="text-align: right;"><i>(EC) 2018/848 Art. 3(63)</i> <i>(EC) 2018/848 Art. 7(e)</i></p>	<p>The definition of engineered nanomaterial, as stated in (EC) 2015/2283 is as follows: ‘engineered nanomaterial’ means any intentionally produced material that has one or more dimensions of the order of 100 nm or less or that is composed of discrete functional parts, either internally or at the surface, many of which have one or more dimensions of the order of 100 nm or less, including structures, agglomerates or aggregates, which may have a size above the order of 100 nm but retain properties that are characteristic of the nanoscale.</p> <p>Properties that are characteristic of the nanoscale include:</p> <ul style="list-style-type: none"> <li>(i) those related to the large specific surface area of the materials considered; and/or</li> <li>(ii) specific physico-chemical properties that are different from those of the non-nanoform of the same material.</li> </ul> <p>Examples of products that we know may contain manufactured nanoparticles and that are commercially available include titanium dioxide and zinc oxide used in health and beauty products. The manufactured nanoparticle versions of these products are transparent.</p>

## NI 1.12 Cleaning

### What is this chapter about?

The standards in this section which cleaning products and measures are permitted for different organic activities in order to minimise the use of chemical substances and risk of contamination.

### Standards

#### NI 1.12.1 Cleaning measures

1. You must have suitable cleaning measures in place to avoid contamination and maintain the integrity of your products throughout production, processing, and storage.
2. You must monitor your cleaning measures to make sure they are effective, adjusting measures where appropriate, and keep records to show that you have done this.
3. If you process or store both non-organic and organic at the same site, you must ensure organic processing or storage is only carried out once suitable cleaning of the equipment and/or storage area(s) has been carried out.

*(EC) 2018/848 Art.28*

*(EC) 2018/848 Annex II Part IV(1.2)(1.4)(1.5)*

*(EC) 2018/848 Annex III 4(c)*

### Guidance

For farms this would include cleaning of harvesting or handling equipment, crates and boxes used to store organic produce, grain silos, use in dairies and fruit and vegetable packing areas.

For cleaning chemicals permitted in livestock housing refer to standard 1.12.2 and for aquaculture facilities please refer to the aquaculture standards.

You will need to demonstrate at inspection that your cleaning procedures are appropriate and effective. We will look at how you clean harvesting/handling equipment, storage areas and equipment used for organic production, and how you limit the risk of contamination of organic product from microbial contaminants, from cleaning chemicals, non-permitted substances and from non-organic product.

You will need to ensure your staff, or contractors using their own equipment, are trained to carry out effective cleaning to prevent contamination of your organic products.

Your cleaning procedures need to be clear and need to set out what will be cleaned, how, with what frequency (e.g. daily, weekly, monthly or annually), who is responsible, what chemicals and equipment needs to be used and details of the final rinse of food contact surfaces with potable water (where appropriate).



Records of cleaning measures

#### Cleaning chemicals

Detergents, disinfectants, sterilants and sanitisers allowed for use in the food industry may be used for cleaning equipment and storage areas. Residues of these chemicals must be removed from surfaces in contact with organic food so that they do not contaminate organic products.

Sanitizers containing quaternary ammonium compounds or QACs/QUATs, such as Benzalkonium Chloride (BAC) or Didecyl Dimethyl Ammonium Chloride (DDAC) are difficult to remove from surfaces, and if not adequately rinsed will result in residues in the organic product. Brand names include Deosan, Detsan, Foamsan and Quatsan.

If you use these to clean harvesting/handling equipment, storage boxes, dairy equipment or work surfaces, which are in direct contact with organic products, you need to take measures to ensure they are not contaminating your organic product. For example:

- Switch to a cleaning product that does not contain QACs or other substances difficult to rinse and likely to contaminate products that come in contact with them.
- Check whether your rinsing procedures are sufficient by testing food contact surfaces to ensure no residues remain. For example, a cold water rinse may not be sufficient to remove residues.

**A list of products for cleaning and disinfection substances and products will be made available in 2026.**

#### **Non-dedicated equipment**

Where non-dedicated equipment or storage is used you must be able to demonstrate that the cleaning carried out before it is used for organic products is effective. This may require sampling or swabbing for analysis to demonstrate that the procedures you have in place are effective.

#### **Sprayers**

If you use a non-dedicated sprayer on farm, including any contract sprayers, you will need to demonstrate that the cleaning procedures you have in place eliminate residues of any non-permitted substances to prevent contamination. The normal three rinse procedure may not be effective for many substances.

Even if you do not produce organic, for example, if you just wholesale or transport, cleaning is still important to minimise the risk of contamination. For example, loading equipment and vehicles need to be cleaned and the risk of contamination minimised.

If you process or store non-organic you will need to have a system for checking that cleaning has been undertaken and that it is effective to remove residues of non-organic material and/or previous

production. This could involve visual inspection, micro-biological testing, testing to ensure sanitisers have been removed from organic food contact surfaces, ATP testing.

The European Commission will be releasing detailed rules for cleaning and disinfection of processing and storage facilities in 2026.

### NI 1.12.2 Additional rules for the cleaning and disinfection of livestock buildings and equipment

1. For the cleaning and disinfection of livestock buildings and equipment you may only use the following products:

- a) potassium and sodium soap
- b) water and steam
- c) milk of lime
- d) lime
- e) quicklime
- f) sodium hypochlorite (for example, as a liquid bleach)
- g) caustic soda\*
- h) caustic potash\*
- i) hydrogen peroxide
- j) natural essences of plants
- k) citric, peracetic, formic, lactic, oxalic and acetic acid
- l) alcohol
- m) phosphoric acid\* (dairy equipment only)
- n) nitric acid\* (dairy equipment only)
- o) formaldehyde
- p) cleaning and disinfection products for teats and milking facilities
- q) sodium carbonate\*.

\*must not be used as a biocide

2. These products may only be used if they are authorised for your use in your country.

*(EC) 2018/848 Art.9 (3)*

*(EC) 2018/848 Art.24*

*(EC) 2018/848 Annex II Part II (1.5.1.6)(1.5.1.7)*

*(EC) 2021/1165 Art.5(1)(2)*

*(EC) 2021/1165 Annex IV Part D*

The approved products list for the cleaning and disinfection of livestock buildings is undergoing a review, an updated list will be published and applicable from 1<sup>st</sup> January 2026.

**NI 1.12.3 Additional rules for the cleaning and disinfection of buildings and installations used for plant production**

- 1) For the cleaning and disinfection of buildings and installations used for plant production only authorised products may be used.
- 2) These products may only be used if they are authorised for your use in your country.

*(EC) 2018/848 Art.24  
(EC) 2018/848 Annex II Part I(1.11)*

Currently there are no substances specifically authorised for cleaning and disinfecting buildings and installations used for plant production.

You can use water, steam and products which are permitted for the application on the soil and plants within these standards, such as the permitted pesticides. If you use any other products, you must be able to demonstrate that there is no risk of the products contaminating the soil or plants.

**NI 1.13 Pest control**

**What is this chapter about?**

The standards in this section detail how pests are controlled in and around facilities where you carry out organic activities. Pest control in organic production and storage areas should prevent birds, rodents, insects or other pests contaminating organic foods. Pest control should aim, in the first instance, to prevent infestation rather than depend on treatments.

Standards	Guidance
<p><b>NI 1.13.1 Preventing contamination by pests and pest control products</b></p> <ol style="list-style-type: none"> <li>1. You must design and operate your buildings and controls to reduce the risk of contamination by pests. In areas used for housing livestock you must remove faeces, urine and uneaten or spilt food as often as necessary to keep smells to a minimum and avoid attracting insects and rodents.</li> <li>2. You must ensure when implementing preventative measures in organic areas that you take precautionary proportionate and appropriate measures to avoid the risk of contamination of organic products.</li> </ol> <p style="text-align: right;"><i>(EC) 2018/848 Art.28(1) (EC) 2018/848 Annex II Part II(1.5.1.7) (EC) 2018/848 Annex II Part IV (1.2)(1.4)</i></p>	<p>You will need to demonstrate the measures you have in place to reduce the risk of contamination by pests. This should include measures to prevent and control wild birds, rodents and insects from getting into your buildings such as:</p> <ul style="list-style-type: none"> <li>• fly screens</li> <li>• pheromones in traps and dispensers, for monitoring pest levels or as attractants and sexual behaviour disrupters</li> <li>• effective covers of waste bins</li> </ul> <p>sealing gaps and entry points.</p>

### NI 1.13.2 Treating infestations in organic products or areas used for organic products

If you find an infestation in organic products, on sacks or containers, in areas used for handling/storing organic products or in areas not used for organic products, you must only use pest control methods which do not contaminate the organic product.

*(EC) 2018/848 Art.28(1)*



If you use pest control methods, you will need to keep records of:

- what pests you have found
- what chemicals, methods and equipment you used on them
- who did the treatment, when and which area or equipment was treated, and
- what precautions you took to prevent contamination of organic products.

For example, if you need to use pyrethrum as a spray or fog to control insects:

- if product is unpackaged, remove all organic products from the area to be treated and not put organic products back into the treated area for at least 24 hours after the treatment
- if product is in sealed packaging it can remain, but additionally wrap the product with impermeable layer and not remove the wrapping for at least 24 hours after the treatment.
- clean all product contact surfaces in the area, (using methods allowed in Soil Association standards), after the treatment and before you process or store organic product there again
- provide evidence that these measures were undertaken.


Please note that some products have a long residual activity and must only be used in such a manner that the residues will not contaminate the organic product. For example, if you plan to use products that migrate easily, or have longer residual activity such as synthetic pyrethroids, organophosphorus, carbamate or organochlorine compounds then you must put in place additional safeguards to prevent migration or contamination.

Rodenticides must only be used in tamper-proof bait stations and in places where there is no risk of contaminating products.

If you use pest control treatments in areas not used for organic production or storage, you must still assess the risk of contamination and take appropriate preventative measures.

You should make your pest control contractor aware that your unit is handling organic products and that you must comply with pest control procedures in section 1.13 of Soil Association standards.



#### **Control methods on organic products**


	<p>Control methods which are appropriate for use on organic products include, but are not limited to:</p> <ul style="list-style-type: none"> <li>• carbon dioxide or nitrogen</li> <li>• freezing and heating</li> <li>• vacuum treatment</li> </ul> <p><b>Control methods in organic areas</b></p> <p>Control methods which are appropriate for use in organic areas include, but are not limited to:</p> <ul style="list-style-type: none"> <li>• desiccant dusts such as diatomaceous earth and amorphous silica, preferably from naturally occurring sources</li> <li>• electric flying insect control units, with shatterproof tubes that are positioned and cleaned correctly</li> <li>• tamper resistant bait stations that contain legally approved pesticides</li> <li>• sticky boards for insects.</li> <li>• humane electronic rodent repellents such as floor mats</li> </ul>
<p><b>NI 1.13.3 Treating infestations in livestock housing</b></p> <p>If you find an infestation in areas used for housing organic livestock, you must only use the pest control methods listed in standard 2.6.3, and rodenticides used in accordance with standard 2.6.4. You must ensure that you take precautionary proportionate and appropriate measures to avoid the risk of contamination of organic products or toxicity to livestock.</p> <p style="text-align: right;"><i>(EC) 2018/848 Art.28</i></p> <p style="text-align: right;"><i>(EC) 2018/848 Annex II Part II(1.5.1.7)</i></p>	<p> If you use pest control methods, you will need to keep records of:</p> <ul style="list-style-type: none"> <li>• what pests you have found</li> <li>• what chemicals, methods and equipment you used on them</li> <li>• who did the treatment, when and which area or equipment was treated, and</li> <li>• what precautions you took to prevent contamination of organic products and toxicity to livestock.</li> </ul>

## NI 1.14 Transport, dispatch and receipt of goods

### What is this chapter about?

This section details all the standards that need to be met for the transport, dispatch and receipt of organic products.

Standards	Guidance
<p><b>NI 1.14.1 Collection of products and transport to preparation units</b></p> <p>If you are collecting organic and non-organic products at the same time, you must have measures in place to prevent any possible mixing or exchanges between organic, in-conversion and non-organic products and you must be able to clearly identify the organic and in-conversion products. Your collection records need to indicate the collection days, hours, collection circuit and the time and date when products were received.</p> <p style="text-align: right;"><i>(EC) 2018/848 Art.23(1)</i> <i>(EC) 2018/848 Annex III(1)</i></p>	<p> Collection records</p>
<p><b>NI 1.14.2 Labelling &amp; transporting products</b></p> <p>1. If you send an organic or in-conversion product to another company, including retailers, wholesalers and other licensees for further processing, packing or re-labelling then you must:</p> <p>a) ensure it is transported in a way that would prevent alteration, including substitution, of the content cannot be achieved without manipulation or damage of the seal.</p> <p>b) label it clearly with:</p> <ul style="list-style-type: none"> <li>(i) the product name and its organic status</li> <li>(ii) the name and address of the operator, and, if different, the seller or owner of the product</li> <li>(iii) certification body code</li> <li>(iv) product traceability code, such as batch or lot number</li> <li>(v) % organic content of the product (if less than 95%)</li> </ul> <p>2. If this information is provided on the accompanying documentation, it must also include information on the supplier and/or transporter.</p>	<p>For additional requirements for labelling of retail packed products, please refer to section 1.8.</p> <p>If your product is not prepacked for retail, or it goes on for further processing, you can put ingredient information either on the label, or on a document with the product provided it can be clearly linked with the product. For example, grain moved from a dryer to a mill would need to be accompanied by a delivery note with full supplier address, product information (including organic status), batch, haulier and vehicle identification and consignee address.</p> <p>Labelled packaging helps identify organic products and keeps them sealed which limits the risk of contamination and substitution. However, there are products that need to be transported in loose bulk, for example milk in a tanker or fruit and vegetables in open top boxes.</p> <p> Records of transportation of loose organic products</p> <p>However you choose to transport your products, you will need to make sure you have minimised the risk of contamination or substitution with non-organic products by using clear labelling and separation. For example, if you are transporting loose fruit and vegetables in open top boxes, consider transporting the organic or non-organic in separate vans. Or, close</p>

<p>3. You do not need to use closed packaging, containers or vehicles if:</p> <ol style="list-style-type: none"> <li>Transport takes place directly between two organically certified operators</li> <li>the transport includes only organic or in-conversion products</li> <li>products are accompanied by a document containing the information required in point 1b above</li> <li>both the sending and receiving operators keep records of the transportation.</li> </ol> <p style="text-align: right;"><i>(EC) 2018/848 Annex III(2.1)(2.2)</i></p>	<p>the tops of the boxes containing organic to prevent accidental contamination.</p>
<p><b>NI 1.14.3 Receiving organic products</b></p> <p>When you receive an organic or in-conversion product you must check, upon delivery that the product is labelled according to standard 1.14.2 above and packed appropriately so that it cannot be mistaken or mixed up with other products. You must crosscheck that the label on the product matches the information on the accompanying documents and provide an account of how you check goods upon receipt.</p> <p style="text-align: right;"><i>(EC) 2018/848 Annex III(5)</i></p>	<p>When receiving goods from other units or operators you need to have a system in place for checking the organic status of the products and have records to show these checks are always made.</p> <p> Please see the record keeping section 1.7 for details of the information you will need to record.</p> <p>If you cannot be sure about the organic status of a delivery, for example if information is missing or incorrect, you will need to either:</p> <ul style="list-style-type: none"> <li>• get written confirmation from the supplier</li> <li>• send it back</li> <li>• sell it as non-organic</li> <li>• use it in non-organic products.</li> </ul>

#### NI 1.14.4 Additional rules for transporting feed

1. In addition to standard 1.14.2, when transporting feed you must:
  - a) ensure that the transport of organic feed, in-conversion feed and non-organic feed is effectively separated physically
  - b) ensure that the transport of finished organic feed is effectively separated physically or in time from the transport of other finished products
  - c) label it clearly, either on the product or on accompanying documentation undeniably linked to it so that the recipient can easily identify:
    - i) the product or a description of the compound feedstuff and its organic status.
    - ii) the name and address of the operator, and, if different, the seller or owner of the product.
2. If you use vehicles or containers that have been used to transport non-organic products, you must;
  - a) ensure they are thoroughly clean before transporting organic products. The cleaning measures used must be appropriate to the risks, and the effectiveness of the measures must be checked before transporting organic products.
  - b) assess and implement measures to ensure that non-organic feed cannot be mistaken or mixed up with organic. Where necessary you may be asked to guarantee this.
  - c) keep documentary records of these transport operations.
3. You must keep records of transport operations, including the quantity of products at the start and of each individual quantity delivered.

*(EC) 2018/848 Annex III 2.1(b); (2.1.1) (b)*  
*(EC) 2018/848 Annex III(3)*



Records of cleaning measures



Records of all transport operations

## NI 1.15 Storage of products

### What is this chapter about?

This section details the standards for storing and handling organic products.

#### NI 1.15.1 General separation

You must manage your organic storage areas and containers in such a way to a) ensure identification of lots and b) avoid any mixing with or contamination from products or substances that we do not allow in these standards. Your organic storage areas, containers and products must be clearly identifiable at all times.

*(EC) 2018/848 Annex III(7.1)*

Demonstrate that your organic products and lots are clearly identified and separated from areas used for other purposes. Examples include, but are not limited to:

- identify the room, area, or racking with the word 'organic' to show that it is for storing organic products
- identify all organic materials clearly to avoid accidental contamination
- have sufficient space or barriers around the organic storage area to stop accidental contamination
- only use stores, bins and containers that are made of materials suitable for contact with the food they are to store
- dedicate and identify bins and containers as organic
- prevent contamination by birds, insects and vermin
- clean the stores regularly so that there are no residues which could contaminate organic products or encourage pests.

Also refer to the 'preserving organic integrity' section, for details of contamination, and products and substances we do not allow.

#### NI 1.15.2 Handling and separating organic and non-organic products

When you use the same equipment and premises to store and handle both organic and non-organic products you must:

- a) avoid the risk of mixing and exchanging organic and in-conversion products with other products and foodstuffs by clearly identifying and separating them during storage, handling and production, and
- b) effectively clean equipment and storage areas used to handle or store non-organic products before handling or storing organic and in-conversion products.

*(EC) 2018/848 Annex II Part IV(1.5)*

*(EC) 2018/848 Annex III(7.4)*

Refer to the 'preserving organic integrity' section 1.11, for details of contamination and products and substances we do not allow.

<p><b>NI 1.15.3 Storing unauthorised inputs on organic units is prohibited</b></p> <p>The storage of inputs in organic plant, seaweed, livestock and aquaculture production units, which are not permitted under these standards is prohibited.</p> <p style="text-align: right;"><i>(EC) 2018/848 Annex III(7.2)</i></p>	
---	--

**NI 2.0 Standards for organic land and crops**

**NI 2.1 Converting land and crops to organic production**

**What's this chapter about?**

This section covers conversion periods for land and various types of crops. It also includes standards for retroactive approval of conversion periods.

Standards	Guidance
-----------	----------

**NI 2.1.1 Starting your conversion**

Your conversion period starts on the date you inform your certification body that you wish to use the land for Soil Association certified production or when your certification body has determined that you comply with these organic standards. During the conversion period you must comply with these organic standards.

*(EC) 2018/848 Art. 10(1)(2)*

New land may enter conversion from the date that the application is received by Soil Association Certification (or a specified date thereafter). If it cannot be verified at inspection that organic standards have been met since the conversion start date, livestock that have grazed this land could lose status.

You can convert your farm in separate units over a longer time period. Land and livestock conversion can start at different dates. Your Certification Officer can provide further details.

You may also wish to consider the requirements for organic grant payments.

**NI 2.1.2 Conversion periods for land and crops**

1. For land and crops to be considered organic, the organic production rules as referred to in these organic standards must have been applied to the land from the agreed start date of conversion for the following periods:


- a) all land – 24 months
- b) crops grown on your land:
  - i. arable and horticultural crops – 24 months before the sowing or planting of the organic crops
  - ii. grass – 24 months before grazing or cutting for organic hay or silage

You must provide details of known historical environmental pollution or use of prohibited substances that may be present beyond the normal conversion period.

We may take soil samples to determine if your conversion period needs to be extended.

<p>iii. perennial crops already in the ground (other than grass or forage) – 36 months before harvesting organic crops.</p> <p>2. Your competent authority may decide that your conversion period is extended or declared unsuitable for conversion if your land has been contaminated by products not permitted in these standards. In this case the allowance for reduced conversion for land used for pigs or poultry will not apply.</p> <p style="text-align: right;"><i>(EC) 2018/848 Art. 10(1)</i> <i>(EC) 2018/848 Annex II Part I(1.7.1)(1.7.2)(1.7.4.2)</i></p>	
<p><b>NI 2.1.3 Reducing conversion periods</b></p> <p>1. Your conversion period may be reduced if you can demonstrate that:</p> <p>a) the land has been managed under a recognised agri-environmental scheme which prohibits any pesticides or fertilisers that these organic standards do not allow, or</p> <p>b) the land has not been treated with any products prohibited under these organic standards for at least three years.</p> <p>2. Your competent authority must approve any reduction.</p> <p style="text-align: right;"><i>(EC) 2018/848 Art. 10(3)</i> <i>(EC) 2018/848 Annex II Part I(1.7.4)</i></p>	<p>To request a reduction in your conversion period you need to provide proof that you have not used anything we do not allow in these organic standards on this land for the period of this reduction.</p> <p>To request a reduction in your conversion period, you need to get permission from your competent authority. In NI the competent authority is NICA. It is likely that we will need to see third party verification that no prohibited inputs have been used. For example Countryside Stewardship agreements with confirmation from the scheme managers that no prohibited substances have been used.</p>
<p><b>NI 2.1.4 Compulsory treatment of land with prohibited products</b></p> <p>1. If you have to treat an area of your organic land or land in the process of conversion with anything these organic standards do not allow you must notify your certification body. Reasons for treatment may include a compulsory pest or disease control scheme, use of plant reproductive material treated as a phytosanitary requirement or as part of a scientific test approved by your competent authority. This land will have to go through another conversion period.</p> <p>2. The conversion period may be reduced based on:</p> <p>a) the material used and how quickly it will break down in the soil or plant material</p> <p>b) when the next harvest (which cannot be sold as organic) is, and</p> <p>c) approval from your competent authority.</p> <p style="text-align: right;"><i>(EC) 2018/848 Annex II Part I(1.7.3)(1.7.4)(1.8.5.3)</i></p>	<p>Provide us with details of the compulsory control scheme or scientific test including the products used and the next harvest date. We will inform your competent authority and they will decide if the re-conversion period can be reduced. In NI the competent authority is NICA.</p>

<p><b>NI 2.1.5 Selling in-conversion crops</b></p> <p>Your in-conversion crops can be labelled as ‘product under conversion to organic farming’ provided that:</p> <ul style="list-style-type: none"> <li>a) the land that the crop is grown on has completed 12 months of conversion before harvesting the crop</li> <li>b) the phrase ‘product under conversion to organic farming’ is <b>not</b> more prominent in colour, size and style of lettering than the sales description of the product</li> <li>c) the words ‘organic farming’ are <b>not</b> more prominent than the words ‘product under conversion to’</li> <li>d) the product contains only one crop ingredient of agricultural origin</li> <li>e) the label does not include the EU organic logo.</li> </ul> <p style="text-align: right;"> <i>(EC) 2018/848 Art. 33</i>  <i>(EC) 2018/848 Art. 30(3)</i>  <i>(EC) 2018/848 Art. 10(4)</i>  <i>(EC) 2021/279 Art. 3(1)</i> </p>	<p>We can provide you with a Trading Schedule showing crops that are eligible to sell as in-conversion.</p>
---	---

<p><b>NI 2.2 Managing organic and non-organic enterprises</b></p>	
<p><b>What is the chapter about?</b></p> <p>This section contains standards on how separation must be maintained in cases where both conventional and organic production occurs within the same holding.</p>	
<p><b>Standards</b></p>	<p><b>Guidance</b></p>
<p><b>NI 2.2.1 Simultaneous organic and non-organic production</b></p> <p>1. If you have organic and non-organic production units on the same holding you must:</p> <ul style="list-style-type: none"> <li>a) clearly define your units of land used for organic and non-organic production</li> <li>b) keep the organic and non-organic production and storage areas clearly separate</li> <li>c) <b>not</b> store products that are <b>not</b> allowed under these organic standards on your organic unit</li> <li>d) keep adequate records to show separation</li> </ul>	<p>You may use the same equipment for organic and non-organic production provided it is cleaned between uses to prevent contamination.</p> <p>We will inspect both the organic and non-organic production areas.</p> <p> Records demonstrating adequate separation of organic and non-organic production</p> <p>In NI, NICA, the competent authority defines clearly separate units as physically, financially, and operationally separate.</p>

<p>e) not have organic and non-organic livestock of the same species</p> <p>f) not grow organic and non-organic crops of the same variety</p> <p>2. If your holding or unit is partly under organic production and partly in conversion to organic production, you must keep the organically produced and in-conversion products separate and the animals separate or readily separable and keep adequate records to show separation.</p> <p style="text-align: right;"><i>(EC) 2018/848 Art. 9(2)(7)(10)</i> <i>(EC) 2018/848 Annex III(7.1)</i> <i>(EC) 2018/848 Art. 9(8)(9)</i></p>	<p>Physically separate:</p> <ul style="list-style-type: none"> <li>• your non-organic unit must have distinct blocks of land which are separate from your organic unit</li> <li>• we do not allow a mosaic of organic and non-organic fields</li> <li>• organic and non-organic units can be next to each other but there must be a barrier between them, such as a hedge or fence.</li> </ul> <p>Financially separate:</p> <ul style="list-style-type: none"> <li>• you must keep separate financial records</li> <li>• you must be able to clearly identify invoices for each unit.</li> </ul> <p>Operationally separate:</p> <ul style="list-style-type: none"> <li>• you must demonstrate that you manage the organic unit as a distinct and separate operation</li> <li>• you can use shared cultivation equipment</li> <li>• you must show how you separate organic and non-organic in housing, machinery, equipment for feed, milling and mixing and parlours</li> </ul> <p>Refer to standards 2.2.2 and 2.2.3. for detailed rules on growing non-organic and organic crops and to section 3.3 for detailed rules on keeping organic and non-organic livestock.</p>
<p><a href="#">NI 2.2.2 Growing non-organic crops</a></p> <p>If you grow the same crops on your non-organic land as on your in-conversion or organic land this is called parallel production. In these cases your certification body must be able to easily identify different varieties on each area.</p> <p style="text-align: right;"><i>(EC) 2018/848 Art. 9(2)(7)(10)</i></p>	

### NI 2.2.3 Parallel production exceptions

- 1) You may 'parallel produce' only the following:
  - a) perennial crops which are grown for at least three years
  - b) seeds, vegetative propagating material or transplants
  - c) grassland used only for grazing
  - d) crops grown for agricultural research or crops and livestock on farms used for formal education, only with agreement from your competent authority.
- 2) In addition (with the exception of grassland for grazing), you may 'parallel produce' only if you:
  - a) permanently separate the products from each unit
  - b) tell your certification body at least 48 hours before you harvest each crop
  - c) tell your certification body the exact quantities harvested and confirm you have kept the products separate
  - d) get approval from your certification body each year, and
  - e) for perennial crops only agree with your certification body, to convert the whole area concerned within five years.

*(EC) 2018/848 Art. 9(2)(7)(10)*

*(EC) 2018/848 Art. 22(1)*



*(EC) 2018/848 Art. 9(8)(9)*


If the organic and non-organic operations are run as separate businesses this does not apply.

## NI 2.3 Environmental management and conservation

### What is this chapter about?

This chapter details the obligations of organic farmers to protect the environment. Organic farming aims to produce food while maintaining and contributing to the preservation of natural areas and the wider environment. Organic farming is rooted within living ecological systems and benefits from working with the natural environment. Using practices that attract or introduce beneficial insects, provide habitat for predatory birds and mammals and increase soil biodiversity fulfil vital ecological functions in organic production systems.

Standards	Guidance
<p><b>NI 2.3.1 Biodiversity conservation and enhancement</b></p> <p>Your production activities must contribute to high levels of biodiversity and the protection of ecologically significant habitats. You must take into account the local or regional ecological balance when taking production decisions.</p> <p style="text-align: right;"><i>(EC) 2018/848 Art. 4(c)</i> <i>(EC) 2018/848 Art. 5(a)</i> <i>(EC) 2018/848 Art. 4(a)</i></p>	<ul style="list-style-type: none"><li>• Identify on your farm maps any ecologically significant habitats, such as water courses, wetlands, open water, springs, woodlands, large native trees, lowland meadows, ridge and furrow fields, hedgerows, heathlands or rare habitats as declared by local law that are part of your holding or affected by your activities on your holding.</li><li>• Include any statutory, non-statutory, local wildlife sites and Biodiversity Action Priority (BAP) habitats.</li><li>• In the UK the <a href="#">MAGIC</a> website provides geographic information on the location and type of priority habitats.</li><li>• Describe the measures you will implement to ensure these areas and habitats are protected and/or enhanced.</li></ul> <p> Any practices that may damage statutory, non-statutory or local wildlife sites or ecologically significant habitats are prohibited. For example, ploughing species rich or unimproved grasslands.</p> <p>Here is a <a href="#">link</a> to the list of BAP priority habitats in the UK.</p> <p>Resources on wildlife and habitat conservation are available from Natural England, Scottish National Heritage, Natural Resources Wales or Northern Ireland Environment Agency. Where UK statutory bodies are responsible for designation and monitoring of wildlife sites, they can offer advice on habitat management.</p> <p> Statutory recognised sites include:</p> <ul style="list-style-type: none"><li>• Internationally important wildlife sites</li><li>• Special Protection Area (EU birds directive)</li><li>• Special Area of Conservation (EU habitats directive)</li></ul>

	<ul style="list-style-type: none"> <li>• RAMSAR site (convention on wetlands of international importance)</li> </ul> <p>Nationally important wildlife sites in the UK</p> <ul style="list-style-type: none"> <li>• Site of Special Scientific Interest (Wildlife and Countryside Act 1981 and Countryside and Rights of Way Act 2000)</li> <li>• National Nature Reserve</li> </ul> <p>Non-statutory or local sites may be described by a range of terms including:</p> <ul style="list-style-type: none"> <li>• Wildlife site</li> <li>• Site of Nature Conservation Importance (SNCI)</li> <li>• Site of Importance for Nature Conservation (SINC), or</li> <li>• Regionally Important Geological Site (RIGS).</li> </ul> <p> The bodies that designate and monitor the non-statutory and local sites are either your local authority or the local Wildlife Trusts. Information is also sometimes held by County Environmental Record Centres</p>
<p><b>NI 2.3.2 Preventing environmental contamination</b></p> <p>You must use preventive measures at every stage of organic production, to prevent environmental pollution and contamination.  <i>(EC) 2018/848 Annex II Part I(1.6)</i>  <i>(EC) 2018/848 Art. 4(d)</i></p>	<p>‘Preventive measures’ include measures to ensure the preservation of biodiversity and soil quality, measures for the prevention and control of pests and diseases and measures that are to be taken to avoid negative effects on the environment, animal health and plant health. This would include pollution of waters, soils, and surrounding environment. Preventive measures should be taken by operators at every stage - production, preparation, and distribution. Consider all aspects of your management practices and how they might impact on the environment.</p> <p>These can include:</p> <ul style="list-style-type: none"> <li>• soil</li> <li>• manure, milk, slurry, silage and other effluents</li> <li>• plastics</li> <li>• supplementary nutrient inputs</li> <li>• pest and disease control products</li> <li>• fuel</li> <li>• waste products</li> <li>• dirty water</li> </ul>

	<ul style="list-style-type: none"> <li>• leftover foot bath solution and spent dip</li> <li>• redundant machinery and batteries</li> </ul> <p>Where you identify risks, describe how you will minimise these. For example:</p> <ul style="list-style-type: none"> <li>• how you avoid run-off and the pollution of ground water</li> <li>• how you avoid the loss of nutrients to the air and water</li> <li>• how you ensure sufficient storage capacity for livestock manure and slurry</li> <li>• how you assess water pollution risk</li> <li>• compliance with statutory rules (e.g. Code of good practise, NVZ rules, Silage, Slurry and Agricultural Fuel Oil (SSAFO) regulations in the UK).</li> </ul> <p>Pest and disease control products such as sheep dip may not meet these organic standards. If you have any queries please contact your Certification Officer.</p>
<p><b>NI 2.3.3 Making responsible use of resources</b>  You must use energy, water and other natural resources responsibly. You must reduce or minimise your use of non-renewable resources and off-farm inputs.</p> <p><i>(EC) 2018/848 Art. 4 (c)</i>  <i>(EC) 2018/848 Art. 6 (b)</i></p>	<p>Identify which resources you use and ensure you use them efficiently.</p> <p>For example, for energy use:</p> <ul style="list-style-type: none"> <li>• What type of energy you use (renewables, electricity, gas, CO<sub>2</sub>) for which purposes.</li> <li>• How you record this use.</li> <li>• How you minimise the use, e.g. using smart technology, ensuring buildings are well insulated, ventilated and draught-proofed.</li> <li>• Ensure heating and cooling systems have functioning timers and thermostats. Adapt their use according to weather conditions.</li> <li>• Purchase energy-efficient equipment, keep equipment well-maintained and switch it off when not in use.</li> <li>• Drive vehicles efficiently, ensuring correct tyre pressures.</li> </ul> <p>Burning fuel solely to produce carbon dioxide for use in protected cropping is not sustainable and does not meet this standard.</p> <p>For example, for water use, including irrigation and abstraction:</p> <ul style="list-style-type: none"> <li>• Ensure you use water efficiently.</li> <li>• Consider systems for rainwater capture, storage and use.</li> <li>• Monitor your use of water to ensure you minimise wastage and optimise soil water content.</li> </ul>

- Identify areas prone to run off and soil erosion, and adopt appropriate strategies to minimise these. Strategies might include selecting suitable stock type and levels, under-sowing, inter-cropping systems, non-inversion and contour cultivation, herbage strips and overwinter green covers.
- Minimise the amount of dirty water you have to dispose of.
- Identify any local drainage basin management issues.

## NI 2.4 Managing your soil

### What is this chapter about?

Organic production is based on nourishing plants primarily through the soil ecosystem. This section details how an organic production system maintains and enhances natural soil fertility, good soil structure, stability and biodiversity, preventing and combatting soil compaction and soil erosion.

Standards	Guidance
<p><b>NI 2.4.1 Managing your soil</b></p> <ol style="list-style-type: none"> <li>1. You must manage your soils for soil health by maintaining and enhancing soil life, appropriate fertility, structure, stability and biodiversity</li> <li>2. Your plants must be nourished primarily through the soil ecosystem. The organic matter, fertility and biological activity of the soil must be maintained and increased primarily by;               <ol style="list-style-type: none"> <li>a) except in the case of grassland or perennial forage, by the use of multiannual crop rotation including mandatory leguminous crops as the main or cover crop for rotating crops and other green manure crops;</li> <li>b) in the case of greenhouses or perennial crops other than forage, by the use of short-term green manure crops and legumes as well as the use of plant diversity; and</li> <li>c) in all cases, by the responsible application of livestock manure or organic matter, both preferably composted, from organic production.</li> </ol> </li> <li>2. The soil must be managed to enhance stability, soil organic matter levels and soil structure and to prevent compaction, erosion and run-off.</li> <li>3. Mineral nitrogen fertilisers cannot be used.</li> </ol> <p style="text-align: right;"><i>(EC) 2018/848 Art. 6(a)(c)</i></p>	<p>By following the organic standards your system will ensure that plant, water, animal and soil health are sustained and improved.</p> <p>We recommend monitoring and regularly reviewing your organic matter and nutrient levels of your soils alongside other soil health parameters. We may require evidence that soil fertility is being maintained. This may be through soil testing results and/or yield records.</p> <p>This should take into consideration areas of your farm which are prone to compaction, erosion, run-off, flooding, waterlogging and different soil types, and manage them appropriately. You may have this detailed in a crop or livestock management plan.</p> <p>Your system should:</p> <ol style="list-style-type: none"> <li>a) build and maintain the health of your soil</li> <li>b) maximise the efficient use of nutrients</li> <li>c) minimise the use of brought-in inputs</li> <li>d) minimise the risk of soil and water run-off, flooding, wind, and soil erosion</li> <li>e) maintain good soil structure</li> </ol> <p>If your crop or livestock management is not delivering these objectives then you need to review and amend your practices accordingly and update your crop and livestock management plans.</p>

<p><i>EC) 2018/848 Annex II Part I(1.9.1)(1.9.2)(1.9.8)</i></p>	<p>In systems where crop rotation is not possible, you need to demonstrate that you are building and maintaining soil fertility by other means.</p> <p>The main examples of production systems where you cannot produce crops within a rotation are:</p> <ul style="list-style-type: none"> <li>• permanent pastures, including upland habitats</li> <li>• perennial crops such as orchards, vineyards and plantation crops.</li> </ul> <p>We may require evidence that soil fertility is being maintained. This may be through soil testing results and/or yield records.</p> <p>Poaching, overgrazing and damage to grass and soil in pasture can be minimised by:</p> <ul style="list-style-type: none"> <li>• reducing or removing stock when soils are wet</li> <li>• moving stock to new pasture</li> <li>• moving feeders and water troughs at regular intervals or installing them onto permanent hard standing</li> <li>• avoiding using heavy machinery on wet grassland</li> <li>• restricting access to wet areas of the field and rivers/streams/pond banks.</li> </ul>
<p><b>NI 2.4.2 Hydroponics</b> Hydroponic production is prohibited. <i>(EC) 2018/848 Annex II Part I 1.2)</i></p>	

<p><b>NI 2.5 Fertilisers and soil conditioners</b></p>	
<p><b>What is this chapter about?</b> This section covers standards for the fertilisers and soil conditioners that you can use in Soil Association crop production and the conditions for their use.</p>	
<p><b>Standards</b></p>	<p><b>Guidance</b></p>
<p><b>NI 2.5.1 The use of fertilisers and soil conditioners is restricted</b></p> <p>1) You may only use the fertilisers, soil conditioners and nutrients in standards 2.5.2, if the measures and practices required in standard 2.4.1 are not adequate to meet the nutritional needs of your plants.</p>	<p>You must plan your production system to minimise the need for brought-in nutrients. You must keep documentary evidence of the need to use each product.</p> <p>For each supplementary nutrient you wish to use demonstrate:</p> <ul style="list-style-type: none"> <li>• how you identify a need for supplementary nutrients, such as soil or tissue analysis and,</li> </ul>

- 2) You must keep records which demonstrate why you need to use the product(s).
- 3) The use of these products is subject to the specific conditions in the table below.

*(EC) 2018/848 Annex III (1.9.3) (1.9.8)*  
*(EC) 2018/848 Art. 24 (1b)*  
*(EC) 2018/848 Art. 9 (3)*  
*2021/1165 Art. 2*

- 4) The products in the table below may only be used if they are authorised for your intended use in your country.

*(EC) 2018/848 Art. 24*  
*2021/1165 Art. 5*  
*(EC) 2018/848 Art. 9 (2)*

- that the nutrient and the application method and timing is appropriate to your soil type and crop needs
- the method used for comparing nutrients that enter and leave the farm

It may be beneficial to integrate a nutrient management plan with your crop management plan, to help with nutrient budgeting. Further details on NVZ requirements can be found [here](#), and in standard 2.5.3 and 3.6.4.

You can record the details of how you are meeting the requirements of this standard in your own Crop production plan or complete a 'Crop Management Plan template' which is available on our [website](https://www.gov.uk/guidance/record-keeping-requirements-for-veterinary-medicines) <https://www.gov.uk/guidance/record-keeping-requirements-for-veterinary-medicines>. These will be reviewed by your Certification officer to check that standard requirements are met.

Any changes to your plan should be submitted to your Certification Officer for review.

Fertiliser and soil conditioner input records.

Lists of certified fertiliser products are available on our [website](#).




NI 2.5.2 Permitted fertilisers, soil conditioners and nutrients

(EC) 2018/848 Annex II Part I  
 (EC) 2021/1165 Art. 2  
 (EC) 2021/1165 Annex II  
 (EC) 2023/2229 Annex II

Name of product	Description, compositional requirements and conditions for use
Farmyard manure (FYM)	<ul style="list-style-type: none"> <li>• Non-organic manure must not be from factory farming origin (defined below) or contain GM ingredients.</li> <li>• Liquid animal manure must undergo controlled fermentation and/or appropriate dilution before use.</li> </ul> <p><b>Guidance</b>                      Preferably from Soil Association or EU organic certified systems and preferably composted.</p> <p>You must retain information on the source, including the animal species and the husbandry system it comes from. We may request labels of feed fed to the animals producing the manure at inspection.</p> <p>If you use non-organic manure, the following sources meet this standard:</p> <ul style="list-style-type: none"> <li>• Poultry manure and deep litter from the following egg producing systems:                             <ul style="list-style-type: none"> <li>◦ free range</li> <li>◦ deep litter systems which have a maximum stocking density of 7 birds/ m<sup>2</sup></li> <li>◦ deep litter rearing systems which have a maximum stocking density of 20kg/m<sup>2</sup></li> </ul> </li> <li>• Poultry manure and deep litter from free range, traditional free range and extensive indoor barn reared meat producing systems which have a maximum stocking density of 30kg/m<sup>2</sup></li> <li>• Manure from straw-based pig production systems, <b>not</b> including indoor tethered sow breeding units</li> <li>• Manure from cattle systems where cattle have access to pasture for at least part of the year.</li> </ul> <p>Animals from all these systems must be able to freely turn through 360° for the majority or all of their life-cycle and must <b>not</b> be kept permanently in the dark.</p> <p>A directory of Soil Association certified composts can be found <a href="#">here</a>.</p>

Name of product	Description, compositional requirements and conditions for use
Composted or fermented mixture of bio-waste (Directive 2008/98/EC of the European Parliament and of the Council)	<ul style="list-style-type: none"> <li>• Product obtained from source separated household waste, which has been submitted to composting or to anaerobic fermentation for biogas production.</li> <li>• Only vegetable and animal household waste</li> <li>• Only when produced in a closed and monitored collection system, accepted by the Member State</li> </ul>

	<ul style="list-style-type: none"> <li>The concentrations of heavy metals in mg/kg of dry matter must not exceed: cadmium: 0.7; copper: 70; nickel: 25; lead: 45; zinc: 200; mercury: 0.4; chromium (total): 70; chromium (VI): not detectable.</li> </ul>
Peat	<ul style="list-style-type: none"> <li>Use limited to horticulture (market gardening, floriculture, arboriculture, nursery stock)</li> </ul>
Mushroom compost	<ul style="list-style-type: none"> <li>This must be initially made from products permitted in this table.</li> </ul>
Dejecta of worms (vermicompost) and insects	Where relevant in accordance with <a href="#">Regulation (EC) N° 1069/2009</a>
Guano	
Composted or fermented mixture of vegetable matter	<ul style="list-style-type: none"> <li>Composts obtained from mixtures of vegetable matter which has been submitted to composting or to anaerobic fermentation for biogas production.</li> </ul>
Biogas digestate containing animal by-products co-digested with material of plant or animal origin as listed in this table	<ul style="list-style-type: none"> <li>By-products of animal origin (including by-products from wild animals) of category 3 and digestive tract content of category 2 (categories 2 and 3 as defined in <a href="#">Regulation (EC) No 1069/2009</a> of the European Parliament and of the Council). Animal by-products must not be from factory farming origin. The processing must have been done in accordance with <a href="#">Commission Regulation (EC) No 142/2011</a>.</li> <li>Not to be applied to edible parts of the crop.</li> </ul> <p><b>Guidance</b> Biogas digestate has high nitrogen availability, so is only suitable for situations where nitrogen loss can be controlled, e.g. application in spring when the crop is actively growing.</p>

Name of product	Description, compositional requirements and conditions for use
Products or by-products of animal origin as below: <ul style="list-style-type: none"> <li>Blood meal</li> <li>Hoof meal</li> <li>Horn meal</li> <li>Feather meal</li> <li>Bone meal or degelatinised bone meal</li> <li>Fish meal</li> <li>Meat meal</li> <li>Hair and ‘chiquette’ meal</li> <li>Wool</li> <li>Fur</li> <li>Hair</li> <li>Dairy products</li> <li>Hydrolysed proteins</li> </ul>	<ul style="list-style-type: none"> <li>Hydrolysed proteins must not be applied on edible parts of the crop.</li> <li>For furs the maximum level of chromium (VI) must not be greater than: not detectable.</li> </ul> <p><b>Guidance</b></p> <p> You should use products sourced from organic or extensive farming systems where possible.</p> <p>The Soil Association will continue to review the use of animal products with the aim of permitting only animal products sourced from organic or extensive systems in the future. If you are aware of any research or developments in this area please contact a member of the Standards Team: <a href="mailto:consultation@soilassociation.org">consultation@soilassociation.org</a></p> <p>Non-animal based alternatives to these inputs, such as composts, farmyard manure or soft ground rock phosphate, may be suitable to treat your nutrient deficiency.</p> <p>Animal products typically have readily available nitrogen and are suitable only for situations where nitrogen</p>

	loss can be controlled.
Products and by-products of plant origin	<ul style="list-style-type: none"> <li>For example, oilseed cake meal, cocoa husks, malt culms.</li> </ul>
Hydrolysed proteins of plant origin	
Seaweeds and seaweed products	<ul style="list-style-type: none"> <li>For products which have been through the following processes: <ul style="list-style-type: none"> <li>(i) physical processes including dehydration, freezing and grinding,</li> <li>(ii) extraction with water or aqueous acid and/or alkaline solution, or</li> <li>(iii) fermentation</li> </ul> </li> </ul> <p>only from organic or collected in a sustainable way in accordance with point 2.4 of Part III of Annex II to Regulation (EU) 2018/848</p>
Sawdust and wood chips, composted bark and wood ash	<ul style="list-style-type: none"> <li>The wood must not have been chemically treated after felling.</li> </ul>
Leonardite	<ul style="list-style-type: none"> <li>Raw organic sediment rich in humic acids.</li> <li>Only if it is obtained as a by-product of mining activities.</li> </ul>

<b>Name of product</b>	<b>Description, compositional requirements and conditions for use</b>
Organic rich sediment from fresh water bodies formed under exclusion of oxygen (e.g. sapropel)	<ul style="list-style-type: none"> <li>Only organic sediments that are by-products of fresh water body management or extracted from former freshwater areas.</li> <li>When applicable, extraction methods should cause minimal impact on the aquatic system.</li> <li>Only sediments derived from sources free from contaminations of pesticides, persistent organic pollutants and petrol-like substances.</li> <li>The concentrations of heavy metals in mg/kg of dry matter must not exceed: cadmium: 0.7; copper: 70; nickel: 25; lead: 45; zinc: 200; mercury: 0.4; chromium (total): 70; chromium (VI): not detectable.</li> </ul>
Chitin	<ul style="list-style-type: none"> <li>The polysaccharide obtained from the shell of crustaceans.</li> <li>Only if obtained from organic aquaculture or sustainable fisheries, as defined in Article 2 of <a href="#">Council Regulation (EC) No 2371/2002</a>.</li> </ul>
Soft ground rock phosphate	<ul style="list-style-type: none"> <li>product obtained by grinding soft mineral phosphates and containing tricalcium phosphate and calcium carbonate as essential ingredients minimum content of nutrients (percentage by weight</li> <li>25 % P<sub>2</sub>O<sub>5</sub></li> <li>phosphorus expressed as P<sub>2</sub>O<sub>5</sub> soluble in mineral acids, at least 55 % of the declared content of P<sub>2</sub>O<sub>5</sub> being soluble in 2 % formic acid</li> <li>particle size: <ul style="list-style-type: none"> <li>— at least 90 % by weight able to pass through a sieve with a mesh of 0,063 mm</li> <li>— at least 99 % by weight able to pass through a sieve with a mesh of 0,125 mm</li> </ul> </li> </ul>

	<ul style="list-style-type: none"> <li>until 15 July 2022, cadmium content less than or equal to 90 mg/kg of P2O5; from 16 July 2022, the relevant limits for contaminants set in <a href="#">Regulation (EU) 2019/1009</a> apply</li> </ul>
Aluminium-calcium phosphate	<ul style="list-style-type: none"> <li>product obtained in amorphous form by heat treatment and grinding, containing aluminium and calcium phosphates as essential ingredients minimum content of nutrients (percentage by weight): 30 % P2O5</li> <li>phosphorus expressed as P2O5 soluble in mineral acids, at least 75 % of the declared content of P2O5 being soluble in alkaline ammonium citrate (Joulie) particle size: <ul style="list-style-type: none"> <li>— at least 90 % by weight able to pass through a sieve with a mesh of 0,160 mm</li> <li>— at least 98 % by weight able to pass through a sieve with a mesh of 0,630 mm</li> </ul> </li> <li>until 15 July 2022, cadmium content less than or equal to 90 mg/kg of P2O5; from 16 July 2022, the relevant limits for contaminants set in Regulation (EU) 2019/1009 apply</li> <li>Use limited to basic soils (pH &gt; 7,5).</li> </ul>

Name of product	Description, compositional requirements and conditions for use
Basic slag (Thomas phosphates or Thomas slag)	<ul style="list-style-type: none"> <li>product obtained in iron-smelting by treatment of the phosphorus melts and containing calcium silicophosphates as its essential ingredients minimum content of nutrients (percentage by weight): P2O5</li> <li>phosphorus expressed as phosphorus pentoxide soluble in mineral acids, at least 75 % of the declared content of phosphorus pentoxide being soluble in 2 % citric acid or 10 % P2O5 phosphorus expressed as phosphorus pentoxide soluble in 2 % citric acid</li> <li>particle size: <ul style="list-style-type: none"> <li>— at least 75 % able to pass through a sieve with a mesh of 0,160 mm</li> <li>— at least 96 % able to pass through a sieve with a mesh of 0,630 mm</li> </ul> </li> <li>3. from 16 July 2022, the relevant limits for contaminants set in Regulation (EU) 2019/1009 apply</li> </ul>
Crude potassium salt or kainit	<ul style="list-style-type: none"> <li>product obtained from crude potassium salts minimum content of nutrients (percentage by weight): <ul style="list-style-type: none"> <li>— 9 % K2O potassium expressed as water- soluble K2O</li> <li>— 9 % K2O potassium expressed as water- soluble K2O</li> </ul> </li> <li>4. from 16 July 2022, the relevant limits for contaminants set in Regulation (EU) 2019/1009 apply</li> </ul>
Potassium sulphate, possibly containing magnesium salt	<ul style="list-style-type: none"> <li>Product obtained from crude potassium salt by a physical extraction process, possibly containing magnesium salts.</li> </ul>
Stillage and stillage extract	<ul style="list-style-type: none"> <li>Ammonium stillage excluded.</li> </ul>
Calcium carbonate	<ul style="list-style-type: none"> <li>Only of natural origin, for example chalk, marl, ground limestone, Breton ameliorant, phosphate chalk.</li> </ul>
Mollusc waste	<ul style="list-style-type: none"> <li>Only from sustainable fisheries, as defined in Article 2 of <a href="#">Regulation (EU) No 1380/2013</a> or organic aquaculture</li> </ul>

	<p><b>Guidance</b> You should also comply with Animal By-Product Regulations, for example in the <a href="#">UK</a>.</p>
Egg shells	<ul style="list-style-type: none"> <li>• Must not be of factory farming origin.</li> </ul>
	<p><b>Guidance</b> You should also comply with Animal By-Product Regulations, for example in the <a href="#">UK</a>.</p>
Magnesium and calcium carbonate	<ul style="list-style-type: none"> <li>• Only of natural origin, for example magnesium chalk, ground magnesium, limestone.</li> </ul>
Magnesium sulphate	<ul style="list-style-type: none"> <li>• Only of natural origin, for example kieserite.</li> </ul>
Calcium chloride solution	<ul style="list-style-type: none"> <li>• Foliar treatment of apple trees, after identification of a calcium deficiency</li> </ul>
<b>Name of product</b>	<b>Description, compositional requirements and conditions for use</b>
Calcium sulphate (gypsum)	<ul style="list-style-type: none"> <li>• product of natural origin containing calcium sulphate at various degrees of hydration minimum content of nutrients (percentage per weight) 25 % CaO 35 % SO<sub>3</sub></li> <li>• calcium and sulphur expressed as total CaO + SO<sub>3</sub> "fineness of grind: — at least 80 % to pass through a sieve with a 2 mm mesh width, — at least 99 % to pass through a sieve with a 10 mm mesh width "</li> <li>• from 16 July 2022, the relevant limits for contaminants set in <a href="#">Regulation (EU) 2019/1009</a> apply</li> </ul>
Industrial lime	<ul style="list-style-type: none"> <li>• Only as a by-product of sugar production from sugar beet or sugar cane, or vacuum salt production from brine found in mountains.</li> </ul>
Elemental sulphur	<ul style="list-style-type: none"> <li>• until 15 July 2022: as listed in accordance with Part E of Annex I to <a href="#">Regulation (EC) No 2003/2003</a>;</li> <li>• from 16 July 2022, the relevant limits for contaminants set in <a href="#">Regulation (EU) 2019/1009</a> apply</li> </ul>
Trace elements	<ul style="list-style-type: none"> <li>• until 15 July 2022: as listed in accordance with Part E of Annex I to <a href="#">Regulation (EC) No 2003/2003</a>;</li> <li>• from 16 July 2022, the relevant limits for contaminants set in <a href="#">Regulation (EU) 2019/1009</a> apply</li> </ul>
Sodium chloride	
Stone meal and clays	<ul style="list-style-type: none"> <li>• For example, ground basalt, bentonite, perlite and vermiculite.</li> <li>• Perlite, sand and vermiculite, including when heat treated, may also be used for sprouted seeds production as an inert medium as referred to in Part I, point 1.3(a), of Annex II to Regulation (EU) 2018/848'</li> </ul>
Humic and fulvic acids	<ul style="list-style-type: none"> <li>• Only if obtained by inorganic salts/solutions excluding ammonium salts; or obtained from drinking water purification.</li> </ul>
Xylite	<ul style="list-style-type: none"> <li>• Only if obtained as a by-product of mining activities (e.g. by-product of brown coal mining).</li> </ul>
Biochar	<ul style="list-style-type: none"> <li>• A pyrolysis product made from a wide variety of organic materials of plant origin and applied as a soil conditioner.</li> </ul>

	<ul style="list-style-type: none"> <li>• Only from plant materials, untreated or treated with products listed in standard 2.6.3.</li> <li>• Maximum value of 4 mg polycyclic aromatic hydro-carbons (PAHs) per kg dry matter (DM).</li> </ul>
Recovered struvite and precipitated phosphate salts	<ul style="list-style-type: none"> <li>• product must meet the requirements laid out in <a href="#">Regulation (EU) 2019/1009</a></li> <li>• animal manure as source material cannot have factory farming origin</li> </ul>
Sodium Nitrate	<ul style="list-style-type: none"> <li>• Only for algae production on land in closed systems</li> </ul>
Potassium chloride (muriate of potash)	<ul style="list-style-type: none"> <li>• Only of natural origin</li> </ul>
Selenium salts	<ul style="list-style-type: none"> <li>• Only in case of deficiency in the soils used for animal rearing, and/or grazing or for the production of feed crops</li> </ul>
Carbon dioxide	<ul style="list-style-type: none"> <li>• use for enrichment of water for algae production on land in closed systems; in this case, carbon dioxide shall be of food grade</li> <li>• when available, carbon dioxide shall be obtained as a by-product of other processes or from renewable sources pursuant to Directive (EU) 2018/2001 of the European Parliament and of the Council (*)</li> <li>• may also be used in greenhouse production</li> </ul>
Calcium acetate	<ul style="list-style-type: none"> <li>• only for foliar application on vegetables in greenhouses and on apple trees to prevent deficiency in calcium</li> <li>• obtained from calcium carbonate of natural origin</li> </ul>
Calcium phosphate	<ul style="list-style-type: none"> <li>• only when derived from sewage sludge ash</li> <li>• only products complying with the requirements of Regulation (EU) 2019/1009</li> </ul>
Plant fibre mats	<ul style="list-style-type: none"> <li>• plant-based fibres, such as hemp fibre, flax fibre, coconut fibre</li> <li>• with no addition of any fertiliser, soil conditioner or nutrient nor additives or binders, only mechanically manufactured</li> <li>• only for sprouted seeds production as an inert medium referred to in Part I, point 1.3(a), of Annex II to Regulation (EU) 2018/848</li> <li>• when available, materials from organic production shall be used</li> </ul>
Calcium gluconate and magnesium gluconate	<ul style="list-style-type: none"> <li>• derived from microbial fermentation</li> </ul>

Standards	Guidance																																								
<p><b>NI 2.5.3 Applying manure</b>            The total amount of manure you can apply to your organic land, averaged over the whole area, must <b>not</b> be more than 170kg of nitrogen (N) per hectare per year.  <i>(EC) 2018/848 Annex II Part I(1.9.4)</i></p>	<p>You must detail the maximum rate of nitrogen from manure that is applied per hectare of your holding per year. The field limit is 250kg of nitrogen per hectare per year. In nitrate vulnerable zones (NVZs) the limit may be lower.</p> <p>To help calculate how much nitrogen is applied to your land you can use the table below:</p> <table border="1" data-bbox="880 363 2168 1193"> <thead> <tr> <th data-bbox="880 363 1579 400">Solid manure (per t or m<sup>3</sup>)</th> <th data-bbox="1579 363 2168 400">N(kg)</th> </tr> </thead> <tbody> <tr> <td data-bbox="880 400 1579 437">Cattle farm yard manure (FYM)</td> <td data-bbox="1579 400 2168 437">6.0</td> </tr> <tr> <td data-bbox="880 437 1579 474">Sheep FYM</td> <td data-bbox="1579 437 2168 474">7.0</td> </tr> <tr> <td data-bbox="880 474 1579 510">Pig FYM</td> <td data-bbox="1579 474 2168 510">7.0</td> </tr> <tr> <th data-bbox="880 510 1579 547">Solid manure (per t or m<sup>3</sup>)</th> <th data-bbox="1579 510 2168 547">N(kg)</th> </tr> <tr> <td data-bbox="880 547 1579 584">Poultry Layer FYM</td> <td data-bbox="1579 547 2168 584">19.0</td> </tr> <tr> <td data-bbox="880 584 1579 620">Broiler/turkey FYM</td> <td data-bbox="1579 584 2168 620">30.0</td> </tr> <tr> <td data-bbox="880 620 1579 657">Duck FYM</td> <td data-bbox="1579 620 2168 657">6.5</td> </tr> <tr> <td data-bbox="880 657 1579 694">Horse FYM</td> <td data-bbox="1579 657 2168 694">7</td> </tr> <tr> <td data-bbox="880 694 1579 730">Goat FYM</td> <td data-bbox="1579 694 2168 730">6</td> </tr> <tr> <th data-bbox="880 730 1579 767">Slurry/liquid (per 1000l)</th> <th data-bbox="1579 730 2168 767">N(kg)</th> </tr> <tr> <td data-bbox="880 767 1579 804">Cattle</td> <td data-bbox="1579 767 2168 804">2.6</td> </tr> <tr> <td data-bbox="880 804 1579 841">Pigs</td> <td data-bbox="1579 804 2168 841">3.6</td> </tr> <tr> <th data-bbox="880 841 1579 877">Separated manures (per 1000l)</th> <th data-bbox="1579 841 2168 877">N(kg)</th> </tr> <tr> <td data-bbox="880 877 1579 914">Separated cattle slurry, liquid fraction, strainer box</td> <td data-bbox="1579 877 2168 914">1.5</td> </tr> <tr> <td data-bbox="880 914 1579 951">Separated cattle slurry, liquid fraction, weeping-wall</td> <td data-bbox="1579 914 2168 951">2</td> </tr> <tr> <td data-bbox="880 951 1579 987">Separated cattle slurry, liquid fraction, mechanically separated</td> <td data-bbox="1579 951 2168 987">3</td> </tr> <tr> <td data-bbox="880 987 1579 1024">Separated cattle slurry, solid Fraction</td> <td data-bbox="1579 987 2168 1024">4</td> </tr> <tr> <td data-bbox="880 1024 1579 1061">Separated pig slurry, liquid fraction</td> <td data-bbox="1579 1024 2168 1061">3.6</td> </tr> <tr> <td data-bbox="880 1061 1579 1098">Separated pig slurry, solid fraction</td> <td data-bbox="1579 1061 2168 1098">5</td> </tr> </tbody> </table> <p>Composts containing manure must be included in your N calculation. Green waste composts are not included because they do not contain a significant amount of available nitrogen when the composting process is complete. We may check the analysis of your green waste compost to ensure this is the case.</p>	Solid manure (per t or m <sup>3</sup> )	N(kg)	Cattle farm yard manure (FYM)	6.0	Sheep FYM	7.0	Pig FYM	7.0	Solid manure (per t or m <sup>3</sup> )	N(kg)	Poultry Layer FYM	19.0	Broiler/turkey FYM	30.0	Duck FYM	6.5	Horse FYM	7	Goat FYM	6	Slurry/liquid (per 1000l)	N(kg)	Cattle	2.6	Pigs	3.6	Separated manures (per 1000l)	N(kg)	Separated cattle slurry, liquid fraction, strainer box	1.5	Separated cattle slurry, liquid fraction, weeping-wall	2	Separated cattle slurry, liquid fraction, mechanically separated	3	Separated cattle slurry, solid Fraction	4	Separated pig slurry, liquid fraction	3.6	Separated pig slurry, solid fraction	5
Solid manure (per t or m <sup>3</sup> )	N(kg)																																								
Cattle farm yard manure (FYM)	6.0																																								
Sheep FYM	7.0																																								
Pig FYM	7.0																																								
Solid manure (per t or m <sup>3</sup> )	N(kg)																																								
Poultry Layer FYM	19.0																																								
Broiler/turkey FYM	30.0																																								
Duck FYM	6.5																																								
Horse FYM	7																																								
Goat FYM	6																																								
Slurry/liquid (per 1000l)	N(kg)																																								
Cattle	2.6																																								
Pigs	3.6																																								
Separated manures (per 1000l)	N(kg)																																								
Separated cattle slurry, liquid fraction, strainer box	1.5																																								
Separated cattle slurry, liquid fraction, weeping-wall	2																																								
Separated cattle slurry, liquid fraction, mechanically separated	3																																								
Separated cattle slurry, solid Fraction	4																																								
Separated pig slurry, liquid fraction	3.6																																								
Separated pig slurry, solid fraction	5																																								

Standards	Guidance
<p><b>NI 2.5.4 Spreading surplus manure</b>            You may establish links with other organic holdings to spread surplus organic manure. This must be an on-going arrangement held in writing. The maximum nitrogen limit of 170kg of nitrogen per year per hectare must be calculated on the basis of all the organic production holdings involved in such cooperation.  <i>(EC) 2018/848 Annex II Part I(1.9.5)</i></p>	<p>You must document details of your arrangement.</p> <p>An example arrangement would be where you exchange manure for straw or feed.</p> <p>Organic manure can only be spread on organic land.</p>
<p><b>NI 2.5.5 Micro-organisms</b>            To improve soil condition or nutrient availability you may use appropriate preparations of micro-organisms.  <i>(EC) 2018/848 Annex II Part I(1.9.6)</i></p>	<p>You must check that the product is authorised for use in your country for the intended purpose and it is not a GMO or derived from GMOs.</p>
<p><b>NI 2.5.6 Compost activators</b>            For compost activation you may use compost activators made from microbial and plant extracts.  <i>(EC) 2018/848 Annex II Part I(1.9.7)</i></p>	<p>Check that the product is authorised for use in your country for the intended purpose and it is not a GMO or derived from GMOs.</p>
<p><b>NI 2.5.7 Biodynamic preparations</b>            You may use biodynamic preparations.  <i>(EC) 2018/848 Annex II Part I(1.9.9)</i></p>	<p>Refer to the <a href="#">Demeter biodynamic standards</a> for information on biodynamic preparations. Any animal by-products used must meet these standards.</p>

## NI 2.6 Controlling pests and disease

### What is this chapter about?

Organic farming is a holistic agricultural production system that works with, rather than against, natural systems. Weeds are controlled, and pest and disease damage is reduced, using techniques which are sustainable and promote environmental preservation. It is fundamentally important that organic principles and practices are the primary tools in maintaining viable and healthy production systems. Any additional inputs should be viewed only as supplements, not substitutes, to the system and should only be called upon when absolutely necessary.

This chapter explains how organic farmers must prevent and control pests and disease, which plant protection products are permitted on organic crops and the conditions of use for these products.

### Standards

#### NI 2.6.1 Pest, disease and weed management

The design and management of your organic system must rely primarily on organic preventative measures and practices to control and prevent damage caused by pests, diseases and weeds. This can include:

- a) Creating fertile soils with high biodiversity
- b) Choosing appropriate species and varieties, including heterogenous material, resistant to pests and diseases
- c) Grafting onto resistant rootstock
- d) Appropriate crop rotations
- e) Protecting and encouraging natural enemies of pests. You may also introduce natural predators
- f) Cultivation techniques such as biofumigation, mechanical and physical methods
- g) Carefully planning planting dates
- h) Pre-emergence and post-emergence mechanical weeding
- i) Thermal processes, such as solarisation and, in the case of protected crops, shallow steam treatment of the soil (to a maximum depth of 10 cm)
- j) Using steam to sterilise buildings and equipment
- k) Using good husbandry and hygiene practices to limit the spread of any pests or disease.

*(EC) 2018/848 Art. 6(d)*

*(EC) 2018/848 Annex II Part I(1.10.1)*

### Guidance

Storage areas should be cleaned appropriately and if necessary, left empty for a suitable length of time before use, to act as a disease and insect break.

### NI 2.6.2 The use of pesticides and plant protection products is restricted

1. You may **only** use the products listed in standard 2.6.3 below for pest, disease and weed control when there is an established threat to your crops, and when plants cannot be adequately protected by organic preventative measures and practices described in standard 2.6.1
2. You must keep records which demonstrate why you need to use the product.

*(EC) 2018/848 Annex II Part I(1.10.2)*

*(EC) 2021/1165 Art. 1*

3. The products in the table below may only be used if they are authorised for your intended use in your country.

*(EC) 2018/848 Art. 24*

*(EC) 2021/1165 Art. 5*

*(EC) 2018/848 Art. 9(3)*



Plant production records need to specify why plant protection products need to be used.

At inspection we will look for evidence to show that you have followed the conditions for treatment. This may include:

- records of crop monitoring
- records of pest/disease levels
- preventative practices in place
- test results
- records of products used, and
- methods used to prevent damage to non-target species

You can record the details of how you are meeting the requirements of this standard in your own Crop production plan or complete a 'Crop Management Plan template' which is available on our [website](#). These will be reviewed by your Certification officer to check that standard requirements are met.

Any changes to your plan should be submitted to your Certification Officer for review.

It is your responsibility to check the products from the table below are authorised for your intended use in your country. In the UK a list of legally approved products and their specific use(s) is published on the [Chemicals Regulation Directorate](#). You will need to ensure that legal Health and Safety requirements are adhered to when applying products. This applies to all parts of the organic or in-conversion holding including areas not used for crop production such as around buildings, paths, tracks and hedgerows.

### NI 2.6.3 Permitted pesticides and plant protection products

All substances listed in this table must comply at least with the conditions for use as specified in the Annex of Commission Implementing Regulation (EU) No 540/2011. More restrictive conditions for use for organic production are specified in the second column of the table.

*(EC) 2018/848 Art. 24(1a)*

*(EC) 2023/2229 Annex I*

**Name of product**

**Description, compositional requirements, conditions for use**

<b>Substances of plant or animal origin</b>	
Allium sativum (Garlic extract)	
Azadirachtin extracted from <i>Azadirachta indica</i> (Neem tree)	
Beeswax	Only as pruning agent/wound protectant
Hydrolysed proteins excluding gelatine	
Maltodextrin	
Pheromones	Only in traps and dispensers
Plant oils	All uses authorised, except herbicide.
Pyrethrins	Only from plant origin
Quassia extracted from <i>Quassia amara</i>	Only as an insecticide, repellent
<i>Salix</i> spp. Cortex (aka willow bark extract)	
Terpenes (eugenol, geraniol and thymol)	
<b>Basic substances</b>	
Basic substances based on food	<p>Only those basic substances within the meaning of Article 23(1) of <a href="#">Regulation (EC) No 1107/2009</a> that are covered by the definition of ‘foodstuff’ in Article 2 of <a href="#">Regulation (EC) No 178/2002</a> and have plant or animal origin.</p> <p>Substances not to be used as herbicides, but only for the control of pests and diseases. Basic substances are substances which are useful in plant protection, but are not predominantly used for this purpose. Many of them have traditionally been used in organic farming and include numerous foodstuffs of plant or animal origin.</p> <p>Substances that fall under this category are:</p> <ul style="list-style-type: none"> <li>• Lecithins</li> <li>• Sucrose</li> <li>• Fructose</li> <li>• Vinegar</li> <li>• Whey</li> <li>• Equisetum arvense L.</li> <li>• Chitosan hydrochloride (Obtained from sustainable fisheries or organic aquaculture)</li> </ul> <p>Contact your Certification Officer for more information</p>
Magnesium hydrogen metasilicate silicate material (Talc E553b)	Must be food grade
<b>Low risk active substances</b>	
<b>Name of product</b>	<b>Description, compositional requirements and conditions for use</b>

COS-OGA	
Cerevisane	
Ferric phosphate (iron (III) orthophosphate)	
Laminarin	Kelp must be either grown organically according to standard 15.7.4 (Art. 6d) or harvested in a sustainable way according to standard 15.7.3 (Art. 6c) of the Soil Association seaweed standards.
ABE-IT 56 (components of lysate of <i>Saccharomyces cerevisiae</i> strain DDSF623)	DDSF623) not from GMO origin not produced by using growing media of GMO origin
Lavandulyl senecioate	
Ferric pyrophosphate	
Sodium hydrogen carbonate	
Aqueous extract from the germinated seeds of sweet <i>Lupinus albus</i>	
Other low risk substances from plant or animal origin	Herbicidal uses not allowed
Potassium hydrogen carbonate	
Straight chain lepidopteran pheromones (acetates)	
Sheep fat	Use as repellent by smell
Quartz sand and silicone dioxide	
<b>Micro-organisms or substances produced by or derived from micro-organisms</b>	
Micro-organisms	Not from GMO origin
Spinosad	
<b>Other substances</b>	
Aluminium silicate (Kaolin)	
Calcium hydroxide	Fungicide, only in fruit trees, including nurseries, to control <i>Nectria galligena</i>
Carbon dioxide	
Copper compounds in the form of: <ul style="list-style-type: none"> <li>• copper hydroxide</li> <li>• copper oxychloride</li> <li>• copper oxide</li> <li>• Bordeaux mixture</li> <li>• tribasic copper sulphate</li> </ul>	<p><a href="#">Guidance</a></p> <p>In compliance with PPP legislation you must check the <a href="#">pesticide register</a> for the authorisation of the product you plan to use. You must comply with all specifications including the application limit set by the authorisation for the product you plan to use.</p>


Diammonium phosphate	Only as attractant in traps
Ethylene	Only on bananas and potatoes; however it may also be used on citrus as part of a strategy for the prevention of fruit fly damage
Fatty acids	All uses authorised, except herbicide
Hydrogen peroxide	For seed treatment of lettuce and ornamentals and for disinfection of agricultural cutting tools used in <i>Solanaceae</i> .
Kieselgur (diatomaceous earth)	
Lime sulphur (calcium polysulphide)	
Paraffin oil	
Potassium and sodium hydrogen carbonate (aka potassium/sodium bicarbonate)	
Pyrethroids (only deltamethrin or lambda-cyhalothrin)	Only in traps with specific attractants; only against <i>Bactrocera oleae</i> and <i>Ceratitis capitata</i> Wied
Sodium chloride	All uses authorised, except herbicide
Sulphur	
Deltamethrin	Only in traps with specific attractants against <i>Rhagoletis completa</i>
<b>Standards</b>	<b>Guidance</b>
<p><b>NI 2.6.4. Using products in traps and dispensers</b></p> <ol style="list-style-type: none"> <li>For products and substances used in traps and dispensers, except pheromones, the traps and/or dispensers must prevent the products and substances from being released into the environment and prevent contact between the products and substances and the crops being cultivated.</li> <li>The traps must be collected after use and disposed of safely. (EC) 2018/848 Annex II Part I(1.10.3)</li> </ol>	

## NI 2.7 Seeds, plant propagation and potted plants

### What is this chapter about?

The aim of these standards is to ensure a broad range of varieties of high-quality organic seeds are available that will meet your production, environmental and market needs. At the same time it is important that you, the grower, have access to suitable seeds for organic production even when they are not yet available as organic.

Standards	Guidance
<p><b>NI 2.7.1 Producing organic seed and propagating material</b></p> <ol style="list-style-type: none"> <li>1. To produce organic seeds and propagating material you must grow the mother plant to organic standards for at least one generation, or for perennial plants, two growing seasons.</li> <li>2. For the production of organic varieties suitable for organic production, the organic breeding activities shall be conducted under organic conditions and shall focus on enhancement of genetic diversity, reliance on natural reproductive ability, as well as agronomic performance, disease resistance and adaptation to diverse local soil and climate conditions.</li> <li>3. All multiplication practices except meristem culture shall be carried out under certified organic management. <i>(EC) 2018/848 Annex II Part I(1.8.1)(1.8.2)(1.8.4)</i></li> </ol>	<p>Propagating material includes cuttings and strawberry runners. Transplants are not regarded as propagating material and requirements for transplants are described in standard 2.7.8.</p>
<p><b>NI 2.7.2 Registering organic seed or seed potatoes</b></p> <ol style="list-style-type: none"> <li>1. If you wish to sell organic or in-conversion plant reproductive material you can register your varieties that are available as organic on the seed database of organic seed availability. For registration, the supplier must:             <ol style="list-style-type: none"> <li>a) Demonstrate that the supplier or the last operator, in cases where the supplier is only dealing with pre-packaged seed or seed potatoes, holds organic certification to produce organic seed or seed potatoes.</li> <li>b) Demonstrate that the seed or seed potatoes to be placed on the market comply with the general requirements applicable to seed and seed potatoes.</li> <li>c) Provide the following information:                 <ol style="list-style-type: none"> <li>i) the scientific name of the species and the variety denomination</li> <li>ii) the name and contact details of the supplier or representative</li> </ol> </li> </ol> </li> </ol>	<p>In NI <a href="#">OrganicXseeds</a> UK is the official UK database of organic seed availability.</p> <p>Any variety which has not been registered in the database will be considered unavailable when certification bodies are making decisions on granting derogations to allow the use of non-organic seeds.</p> <p>If the supplier does not provide all the information described in point 1 c) the manager of the database may, with the approval by the competent authority of the Member State, refuse the supplier's application for registration or delete a previously accepted registration.</p> <p>A fee may be charged for each registration which will represent the cost of inserting and maintaining the information in the database. For more details please see the <a href="#">OrganicXseeds</a> website.</p>

<ul style="list-style-type: none"> <li>iii) the area where the supplier can deliver the seed or seed potatoes to the user and the usual time needed for the delivery</li> <li>iv) the country or region in which the variety is tested and approved for inclusion in the common catalogues of varieties of agricultural plant species and vegetable species as defined in Council Directives 2002/53/EC on the common catalogue of varieties of agricultural plant species and 2002/55/EC on the marketing of vegetable seed</li> <li>v) the date from which the seed or seed potatoes will be available</li> <li>vi) the name and/or code number of the control authority or control body certifying the organic activity.</li> </ul> <p>d) This information must be kept up to date and the supplier must immediately inform the manager of the database if any of registered varieties are no longer available.</p> <p style="text-align: right;"><i>(EC) 2018/848 Art. 26(2)(2a)</i></p>	
<p><b>NI 2.7.3 Seed and plant reproductive material</b></p> <p>1. When using seed and plant reproductive material suitable for organic production you must, in order of preference:</p> <ul style="list-style-type: none"> <li>a) use organic seeds and plant reproductive material when a suitable variety is available</li> <li>b) use in-conversion seeds and plant reproductive material when a suitable variety is available</li> </ul> <p>2. You may use home saved organic or in conversion seed.</p> <p style="text-align: right;"><i>(EC) 2018/848 Annex II Part I(1.8.1)(1.8.3)</i> <i>(EC) 2018/848 Annex II Part I(1.8.5.1)</i></p>	<p>You can find details of available organic or in-conversion seeds and seed potatoes at <a href="http://www.organicxseeds.co.uk">www.organicxseeds.co.uk</a>.</p> <p>If you are using home saved in-conversion seed you do not need to refer to this database.</p>
<p><b>NI 2.7.4 Using non-organic seed and vegetative propagating material</b></p> <p>When there are no organic or in-conversion seeds or vegetative propagating material of a suitable variety available you may use non-organic. Your control body has to approve all permissions to use non-organic untreated seeds or vegetative propagating material. The conditions under which permission will be granted for non-organic seed and seed potatoes are set out in standard 2.7.5.</p> <p style="text-align: right;"><i>(EC) 2018/848 Annex II Part I(1.8.5.1)</i></p>	<p>You can find details of available organic or in-conversion seeds and seed potatoes at <a href="http://www.organicxseeds.co.uk">www.organicxseeds.co.uk</a>. You can submit derogation requests online or you can ask us for a seed derogation form. You will need to get permission before you use any non-organic seed or seed potatoes. Any derogation will only be valid for one growing season.</p> <p>The CB will approve all permissions to use non-organic untreated seeds or vegetative propagating material.</p> <p> You do not require prior approval when sowing grass/forage/arable silage/whole crop silage/cover crop green manure mixes that contain at least</p>

	<p>70% (by weight) organic seeds as long as you provide details of these on the Annual Questionnaire we will send you before your inspection. The same variety of seed may not be used in both organic and non-organic form within the same mix.</p> <p>The use of non-organic seed and vegetive propagating material will expire the 31<sup>st</sup> December 2036. From the 1<sup>st</sup> January 2029 the European Commission may extend of bring forward this date based on reporting of availability of organic seed and vegetive propagating material.</p>
<p><b>NI 2.7.5 Conditions under which non-organic seed may be authorised</b>  The conditions under which the authorisation to use <b>non-organic seed</b> or <b>seed potatoes</b> may be granted are as follows:</p> <ol style="list-style-type: none"> <li>a) where no variety of the species which the user wants to obtain is registered on the <a href="http://www.organicxseeds.co.uk">www.organicxseeds.co.uk database</a></li> <li>b) where no supplier, meaning an operator who markets seed or seed potatoes to other operators, is able to deliver the seed or seed potatoes before sowing or planting in situations where you have ordered the seed or seed potatoes in reasonable time</li> <li>c) where the variety which you wish to obtain is not registered on the <a href="http://www.organicxseeds.co.uk">www.organicxseeds.co.uk database</a>, and you can demonstrate that none of the registered alternatives of the same species are appropriate and that the authorisation therefore is significant for your production</li> <li>d) where it is justified for use in research, tests in small-scale field trials, product innovation, or for variety conservation purposes agreed by the competent authority of the Member State. The authorisation must be granted before the sowing of the crop and the derogation will only be valid for one growing season.</li> <li>e) The competent authority may grant general authorisations for all producers where conditions in point (a) and(c) are fulfilled.</li> </ol> <p><i>(EC) 2018/848 Annex II Part I(1.8.5.1)(1.8.5.4)(1.8.5.5)(1.8.5.7.1)(a)(b)</i></p>	
<p><b>SA NI 2.7.6 Exceptional rules on Seed and plant propagating material due to catastrophic circumstances</b></p> <ol style="list-style-type: none"> <li>1. When the use of organic or in conversion plant reproductive material is not possible due to a catastrophic event a derogation to use non-organic plant reproductive material may be granted by the competent authority.</li> </ol>	<p>Please refer to standard 1.6.4 for more detailed rules on catastrophic events.</p> <p>Your certification officer can submit a request to the competent authority on your behalf. This permission needs to be in place before any action takes place.</p>

<p>2. Plant reproductive material must not have been treated with plant protection products that are not listed in standard 2.6.3, unless your competent authority requires it for plant health (phytosanitary) reasons.</p> <p>3. Where appropriate, conversion periods set out in standard 2.1.2 must be complied with.</p> <p>4. Upon approval by the competent authority, you must keep documentary evidence of the use of this exception.</p> <p style="text-align: right;"><i>(EC) 2018/848 art. 22</i> <i>(EC) 2020/2146 art. 3(1)</i></p>	
<p><b>NI 2.7.7 Organically available species</b></p> <p>1. When species for which we know organic seed or seed potatoes are available in sufficient number of varieties and quantities in all parts of the Community, they will be listed in the guidance to this standard.</p> <p>2. Species listed cannot be grown from non-organic seed or seed potatoes unless it is justified and agreed by your certification body for use in research, to test in small scale field trials, product innovation, or for variety conservation purposes.</p> <p style="text-align: right;"><i>(EC) 2018/848 Annex II Part I(1.8.5.5)</i></p>	<p>Currently there are no species listed in Annex X.</p>
<p><b>NI 2.7.8 Chemically treated seed</b></p> <p>Non-organic seed and seed potatoes must <b>not</b> be treated with plant protection products that are not listed in standard 2.6.3, unless your competent authority requires it for plant health (phytosanitary) reasons.</p> <p style="text-align: right;"><i>(EC) 2018/848 Annex II Part I(1.8.5.3)</i> <i>(EC) 2018/848 Annex II Part I(1.10.2)</i> <i>(EC) 2021/1165 Art. 1</i></p>	
<p><b>NI 2.7.9 Buying transplants</b></p> <p>If you use transplants (bare root, blocks, modules, trees, soft fruit bushes) they must have been grown to organic standards by a certified organic producer.</p> <p style="text-align: right;"><i>(EC) 2018/848 Art. 1</i></p>	<p>Transplants are plants which are intended to be grown on in an organic production system within the soil before being harvested and sold as organic. Therefore, transplants are not plant propagating material, but represent a stage of plant production and so must be grown to organic standards.</p>
<p><b>NI 2.7.10 Growing transplants</b></p> <p>To produce transplants for use in organic growing, you may <b>only</b> use substrates made from materials in standard 2.5.2. Manure and plant material must be organic where available and preferably composted.</p> <p style="text-align: right;"><i>(EC) 2018/848 Annex II Part I(1.9.2)(1.9.3)</i> <i>(EC) 2021/1165</i></p>	

### NI 2.7.11 Soil-based production

1. Plants must be grown in soil in connection with the subsoil and bedrock.
  5. The following are excluded from this requirement:
    - a) plant propagation
    - b) aquatic plant production
    - c) plants in pots or containers (including salad cress) sold direct to consumers still in their pots, which are not intended to be grown on or harvested before they are sold
    - d) sprouted seeds which include sprouts, shoots and cress, solely living on the nutritional reserves available in the seeds, by moistening them in potable water, provided that the seeds are organic. The use of growing medium shall be prohibited, except the use of an inert medium intended solely to keep the seeds moist when the components of that inert medium are permitted in these standards
    - e) the obtaining of chicory heads, including by dipping them in clear water, provided that the plant reproductive material is organic. The use of a growing medium shall be allowed only when its components are authorised for this use in compliance with these standards.

*(EC) 2018/848 Art. 3(70)*

*(EC) 2018/848 Annex II Part I(1.1)(1.3)(1.4)*



Records of:

- substrates used and additional nutrients and other inputs applied
- seeds or vegetative propagating material used
- sales



A sourcing requirement applies for SA processors.

Point 3 applies to both edibles and ornamentals.

Note that hydroponic production is prohibited (Standard 2.4.2).

The following materials may be used as an inert medium for sprouted seed production:

- Perlite, sand and vermiculite, including when heat treated
- Plant-based fibres, such as hemp fibre, flax fibre, coconut fibre with no addition of any fertiliser, soil conditioner or nutrient nor additives or binders, only mechanically manufactured

### NI 2.7.12 -Marketing and production of organic heterogenous material - scope

1. Plant reproductive material of organic heterogeneous material may be marketed without complying with the requirements for registration and certification of categories for pre-basic, basic and certified material. Neither are they required to meet with the requirements for other categories, which are set out in Directives 66/401/EEC, 66/402/EEC, 68/193/EEC, 98/56/EC, 2002/53/EC, 2002/54/EC, 2002/55/EC, 2002/56/EC, 2002/57/EC, 2008/72/EC and 2008/90/EC or acts adopted pursuant to those Directives other than those referenced in these standards.
2. Organic heterogenous reproductive materials include:
  - a) agricultural and vegetable species,
  - b) vegetable propagating material other than seeds,
  - c) propagating material of ornamental plants,

For the purpose of these organic standards **organic heterogenous material** refers to a plant grouping within a single botanical taxon of the lowest known rank which:

- (a) presents common phenotypic characteristics;
- (b) is characterised by a high level of genetic and phenotypic diversity between individual reproductive units, so that that plant grouping is represented by the material as a whole, and not by a small number of units;
- (c) is not a variety within the meaning of Article 5(2) of Council Regulation (EC) No 2100/94 (2);
- (d) is not a mixture of varieties; and
- (e) has been produced in a certified organic system;

d) vine propagating material and fruit plant propagating material

3. For plant reproductive material to be included within the scope of these standards, they must meet the definition provided in the guidance to this standard as well as the wider organic requirements listed in these standards.
4. The requirements of these standards do not include the transfer of limited quantities of plant reproductive material of organic heterogeneous material intended for research on, and development of, organic heterogeneous material.

*(EC) 848/2018 art. 3(18)*

*(EC) 848/2018 art. 13(1)*

*(EC) 2021/1189 art. 1*

*(EC) 2021/1189 art. 2(1)*

*(EC) 2021/1189 art. 3*

### NI 2.7.13 - Registration, marketing and maintenance of organic heterogeneous material

1. To register **Organic heterogeneous reproductive material** the supplier shall notify the responsible official bodies for the registration of seed material by means of a dossier containing:
  - a) the contact details of the applicant;
  - b) the species and denomination of the organic heterogeneous material;
  - c) the description of the main agronomic and phenotypic characteristics that are common to that plant grouping, including breeding methods, any available results from tests on those characteristics, the country of production and the parental material used;
  - d) a representative sample
2. organic heterogeneous material may be generated by one of the following techniques:
  - a) crossing of several different types of parental material, using crossing protocols to produce diverse organic heterogeneous material by bulking of the progeny, repeatedly re-sowing and exposing the stock to natural and/or human selection;
  - b) on-farm-management practices, including selection, establishing or maintaining material, which is characterized by a high level of genetic diversity;
  - c) any other technique used for breeding or production of organic heterogeneous material, taking into account particular features of propagation.
3. organic heterogeneous material shall be identifiable on the basis of all of the following elements:
  - a) the parental material and the production scheme used in the crossing for creation of the organic heterogeneous material or the history of the material and the on-farm management practices, including whether the selection has occurred naturally and/or through human intervention;
  - b) the country of breeding or production;
  - c) characterisation of the common key characters and of the phenotypic heterogeneity of the material.
4. Where maintenance is possible you shall preserve the main characteristics of the material at the time of its notification, by maintaining it as long as it

The dossier shall be sent by registered letter, or by any other means of communication accepted by the official bodies, with confirmation of receipt requested.

Three months after the date shown on the return receipt, provided that no additional information was requested or that no formal refusal for reasons of incompleteness of the dossier or non-compliance was communicated to the supplier, the competent authority shall be deemed to have acknowledged the notification and its content.

On approval the organic heterogeneous material may be listed on a database free of charge.

**'parental material'** means any plant material the crossing or propagation of which resulted in organic heterogeneous material;

The **denomination** shall not cause difficulties as regards recognition or reproduction and shall not:

- be identical or likely to be confused with a denomination to which another variety or organic heterogeneous material of the same or of a closely related species is registered.
- be identical or likely to be confused with other designations which are commonly used for the marketing of goods or which have to be kept free under other legislation;
- mislead or cause confusion concerning the characteristics, the value or the identity of the organic heterogeneous material, or the identity of the breeder.

The **description** of organic heterogeneous material shall include **all** of the following elements:

- the phenotypic characterisation of the key characters which are common to the material, together with the description of the heterogeneity of the material by characterising the phenotypic diversity observable between individual reproductive units;
- documentation of its relevant characteristics, including agronomic aspects such as regards yield, yield stability, suitability for low input systems,

remains on the market. That maintenance shall be undertaken according to accepted practices adapted to the maintenance of such heterogeneous material.

5. The operator responsible for the maintenance shall keep records of duration and content of maintenance

(EC) 848/2018 art. 13(2)  
 (EC) 2021/1189 art. 2(2)(EC) 2021/1189 art. 4  
 (EC) 2021/1189 art. 5  
 (EC) 2021/1189 art. 8(1)(2)  
 (EC) 2021/1189 art. 10  
 (EC) 2021/1189 Annex I B

performance, resistance to abiotic stress, disease resistance, quality parameters, taste or colour;

- any available results from tests concerning the agronomic characteristics;
- a description of the type of technique used for the breeding or production method of the organic heterogeneous material;
- a description of the parental material used to breed or produce the organic heterogeneous material and own production control programme used by the operator concerned with a reference to the techniques used to generate the material.
- a description of the on-farm management and selection practices
- a reference to the country of breeding or production, with information on the year of production and description of the pedo-climatic conditions;

\*Record keeping requirements\*

- A copy of the application dossier, your organic contract and certificate shall be kept for inspection.
- Records demonstrating traceability and identification of generation techniques and parental material of the organic heterogeneous material.

The following requirements shall be kept on record for at least five years.

- The name of the species and denomination used for each notified organic heterogeneous material; type of technique used for the production of organic heterogeneous material shall be kept on record.
- characterisation of the notified organic heterogeneous material
- location of breeding of organic heterogeneous material and location of production of the reproductive material of the organic heterogeneous material
- surface area for the production of organic heterogeneous material and quantity produced.

**NI SA 2.7.14 Sanitary quality, analytical purity and germination requirements**

1. Organic heterogeneous material shall comply with the provisions of Regulation (EU) 2016/2031, Commission Implementing Regulation (EU) 2019/2072 (16) and the other relevant acts adopted pursuant to Regulation (EU) 2016/2031 concerning the presence, and the measures against, Union

For the production and marketing of organic heterogeneous material the following provisions listed in the table below shall apply

Plant reproductive material	Statutory requirements
fodder plant species (listed in	<ul style="list-style-type: none"> <li>• point 1 and the last column of the table in point 5 of</li> </ul>

<p>quarantine pests, protected zone quarantine pests and Union regulated non-quarantine pests.</p> <p>2. For the production and marketing of organic heterogeneous material the statutory requirements, listed in the guidance of this standard, shall apply depending on the category of plant reproductive material.</p> <p>3. The reproductive material of organic heterogeneous material described in these standards shall only apply with regard to the analytical purity and germination requirements for seed and the quality and health requirements for other propagating material. The material does not need to comply with varietal identity and varietal purity and field inspection requirements for varietal identity and varietal purity requirements for statutory regulations described in the guidance to these standards.</p> <p>4. You may apply for a derogation to place on the market organic heterogeneous material that does not meet the germination requirements for statutory regulations described in this standard. If granted, you must indicate the germination rate of the seed concerned on the label or directly on the package.</p> <p style="text-align: right;"><i>(EC) 2021/1189 art.6</i></p>	<p>Article 2(1)(A) of Directive 66/401/EEC)</p>	<p>Annex I to Directive 66/401/EEC, and</p> <ul style="list-style-type: none"> <li>• Section I, points 2 and 3 and Section III of Annex II to Directive 66/401/EEC.</li> </ul>
	<p><b>cereal species</b> (listed in Article 2(1)(A) of Directive 66/402/EEC)</p>	<ul style="list-style-type: none"> <li>• point 1 and the last column of the table in point 6 of Annex I to Directive 66/402/EEC;</li> <li>• the third, sixth, tenth, thirteenth, sixteenth, twentieth and twenty-first row of the table in point 2(A) and point 2(B) of Annex II to that Directive,</li> <li>• the last column in the table in point 3 of Annex II to that Directive;</li> <li>• the third and the sixth row in the table in point 4 of Annex II to that Directive.</li> </ul>
	<p><b>vine material</b> (within the meaning of Directive 68/193/EEC)</p>	<ul style="list-style-type: none"> <li>• Sections 2, 3, 4, 6 and 7 and point 6 of Section 8 of Annex I to Directive 68/193/EEC;</li> <li>• Annex II to Directive 68/193/EEC, with the exception of point 1(1).</li> </ul>
	<p><b>ornamental plants</b> (within the meaning of Directive 98/56/EC,)</p>	<ul style="list-style-type: none"> <li>• Article 3 of Directive 93/49/EEC (17)</li> </ul>
	<p><b>Beet</b> (within the meaning of Directive 2002/54/EC,)</p>	<ul style="list-style-type: none"> <li>• points A(1), B(2) and B(3) of Annex I of 2002/54/EC</li> </ul>

	<b>vegetable species</b> (listed in Article 2(1)(b) of Directive 2002/55/EC)	<ul style="list-style-type: none"> <li>points 2 and 3 of Annex II of 2002/55/EC</li> </ul>	
	<b>seed potatoes</b> (within the meaning Directive 2002/56/EC)	<ul style="list-style-type: none"> <li>the provisions for the lowest category of seed potatoes in point 3 of Annex I and in Annex II of 2002/56/EC</li> </ul>	
	<b>oil and fibre plants</b> (listed in Article 2(1)(b) of Directive 2002/57/EC)	<ul style="list-style-type: none"> <li>point 1 and the last column of the table in point 4 of Annex I to Directive 2002/57/EC;</li> <li>the table in point I(4)(A) of Annex II, except the requirements for basic seed of Brassica ssp. and Sinapis alba, and the last column of the table in point I(5) of Annex II to Directive 2002/57/EC.</li> </ul>	
	<b>vegetable propagating and planting material, other than seed within the meaning of Directive 2008/72/EC</b>	<ul style="list-style-type: none"> <li>Articles 3 and 5 of Commission Directive 93/61/EEC</li> </ul>	
	<b>fruit plant propagating material and fruit plants</b> (within the meaning of Directive 2008/90/EC)	<ul style="list-style-type: none"> <li>Article 23, except point (1)(b), Articles 24, 26, 27 and 27a of Commission Implementing Directive 2014/98/EU</li> <li>Annexes I, II and Annex III and the requirements concerning CAC material in</li> </ul>	

**NI 2.7.15 Packaging and Labelling of Organic Heterogenous Material**

1. organic heterogeneous material not contained in ‘small packages’ shall be contained in packages or containers, which are closed in such a manner that they cannot be opened without leaving evidence of tampering on the package or container.
2. The operator shall affix on packages, containers of seeds or plant reproductive material of organic heterogeneous material a label in at least one of the official languages of the Union. The label shall be:
  - a) be legible, printed or written on one side, unused and easily visible
  - b) include the information set out in standard 5
  - c) be yellow with a green diagonal cross.
3. Instead of a label, the information set out in standard 5 may be directly printed or written on the package or the container. In that case, point 2(c) shall not be applicable.
4. In the case of small, transparent packages, the label may be placed inside the package provided it is clearly legible.
5. By way of derogation from paragraphs 1 to 4, seed of organic heterogeneous material contained in closed and labelled packages and containers may be sold to final users in unmarked and unsealed packages up to the maximum quantities provided for in Annex II, provided that, on request, the purchaser is informed in writing at the time of delivery about the species, the denomination of the material and the reference number of the lot.
6. Labels must also meet the requirements of the general labelling standards in standard chapters 1.7, 1.8 and 1.9 of this document.

*(EC) 2021/1189 art. 7  
(EC) 2021/1189 Annex II*

‘small packages’ means packages containing seed up to the maximum quantities provided in the table of this standard

Maximum quantity of seed to qualify as a small package:

Species	Maximum net mass of the seed (kg)
Fodder plants	10
Beet	10
Cereals	30
Oil and fibre plants	10
Seed potatoes	30
<b>Vegetable seed:</b>	Not specified
Legumes	5
Onions, chervil, asparagus, spinach beet or chard, red beet or beetroot, turnips, water melon, gourd, marrows, carrots, radishes, scorzonera or black salsify, spinach, corn-salad or lamb’s lettuce	0,5
All other vegetable species	0,1

**NI 2.7.16 - Specific Requirements for the Labelling of Organic Heterogenous Material**

1. The label shall contain the following information
  - a) the denomination of the heterogeneous material, together with the phrase ‘Organic heterogeneous material’;
  - b) ‘Union rules and standards’;

- c) the name and address of the professional operator responsible for affixing the label, or its registration code;
- d) country of production;
- e) reference number given by the professional operator responsible for affixing the labels;
- f) month and year of closing, following the term: 'closed';
- g) species, indicated at least under its botanical name, which may be given in abridged form and without the authors names, in roman characters;
- h) declared net or gross weight, or declared number in case of seeds, except for small packages;
- i) where weight is indicated and pelleting substances, or other solid additives are used, the nature of the additive and also the approximate ratio between the weight of pure seeds and the total weight;
- j) information on the plant protection products applied to the plant reproductive material as required under Article 49(4) of Regulation (EC) No 1107/2009 of the European Parliament and of the Council (1);
- k) the germination rate where, pursuant to as required in standard 3, organic heterogeneous material does not satisfy the conditions with respect to germination.

*(EC) 2021/1189 annex I A*

#### NI 2.7.17 Inspections Relating to the Production and Marketing and of Organic Heterogenous Material

1. The competent authority will carry out risk based inspections to check compliance with the requirements with these standards.
2. The testing of germination and analytical purity shall be carried out in accordance with the applicable methods of the International Seed Testing Association.
3. At all times, the competent authorities shall have access to all records kept by the operator responsible for the material, in order to check its maintenance and compliance with these standards. The operator shall keep those records for 5 years after the moment the plant reproductive material of organic heterogeneous material is not marketed anymore.

*(EC) 2021/1189 art. 8(3)*

*(EC) 2021/1189 art. 9*

*(EC) 2021/1189 art. 10*

## NI 2.8 Standards for mushroom production

### What is this chapter about?

This section has specific standards for cultivating mushrooms. You must also comply with the applicable standards in Chapter 1 'General standards for farming and growing' and Chapter 2 'Standards for organic land and crops'.

Standards	Guidance
<p><b>NI 2.8.1 Substrates for mushroom production</b></p> <p>1. You may <b>only</b> use the following substrates for mushroom production:</p> <ul style="list-style-type: none"><li>a) manure from organic production and/or farms in their second year of conversion</li><li>b) other products of agricultural origin produced according to organic production methods</li><li>c) peat which has not been chemically treated</li><li>d) wood which has not been chemically treated after felling</li><li>e) mineral products permitted in standard 2.5.2.</li><li>f) water and soil.</li></ul> <p style="text-align: right;"><i>(EC) 2018/848 Annex II Part I(2.1)</i></p>	<p>You may use in-conversion products produced to organic standards.</p>
<p><b>NI 2.8.2 Using non-organic manure</b></p> <p>1. You may only use non-organic manure in the substrate if:</p> <ul style="list-style-type: none"><li>a) manure from an organic farm is not available, and</li><li>b) non-organic manure does not exceed 25% of the substrate.</li></ul> <p>2. The percentage must be calculated as the fresh weight, before composting, of all components except the casing and any added water.</p> <p style="text-align: right;"><i>(EC) 2018/848 Annex II Part I(2.1) (a)(ii)</i></p>	<p>You must be able to demonstrate that organic manure is not available. For example by:</p> <ul style="list-style-type: none"><li>• providing correspondence with local organic producers who may be able to supply you with manure</li><li>• evidence of advertising for organic manure.</li></ul> <p>We recognise that the principle of returning organic manures to organic land often means that organic manures are not readily available.</p>

## NI 2.9 Standards for wild harvesting

### What's this chapter about?


These standards cover the harvesting of plants, plant products and fungi from the wild (but not animals). Some people also call this 'wild crafting'. These standards cover a wide range of products and geographical areas. The aim of our standards is to make sure that when you harvest wild products:

- the yields you take are sustainable for the long term preservation of the target species
- you protect the biodiversity of the area, and
- you prevent contamination.

You must also comply with the applicable standards in Chapter 1 'General standards for farming and growing' and Chapter 2 'Standards for organic land and crops'.

Standards	Guidance
<p><b>NI 2.9.1 Scope</b></p> <p>1. The following standards apply to the collection of wild plants, plant resources and fungi, growing naturally in natural areas, forests and agricultural areas</p> <p>2. These standards do not apply to products from hunting and fishing wild animals.</p> <p style="text-align: right;"><i>(EC) 2018/848 Art. 2(1)</i> <i>(EC) 2018/848 Annex I</i> <i>(EC) 2018/848 Annex II Part I(1.9.1)(1.9.2)(1.9.3)(1.9.8)</i> <i>(EC) 2018/848 Annex II Part I(1.10.1)(1.10.2)</i> <i>(EC) 2018/848 Annex II Part I(1.8.1)(1.8.2)</i> <i>(EC) 2018/848 Annex II Part I(1.11)(2.2)</i></p>	
<p><b>NI 2.9.2 Wild harvest plan</b></p> <p>1. Before starting your organic enterprise you must write a plan detailing how you will comply with these organic standards. The plan must be updated when you make any significant changes to your activity.</p> <p>2. The plan must include a full description of your premises, units and activities. Including;</p> <p>a) storage and production premises, collection areas and, where applicable, processing and/or packaging premises</p> <p>b) the date of the last input on the collection area of any agrochemicals, artificial fertilisers and other materials which are not permitted in these organic standards.</p>	<p>You will need to provide:</p> <ul style="list-style-type: none"> <li>• A map of the collection area which shows the target populations as well as other sensitive species and habitats</li> <li>• A description of the species, Latin and local names, and collected parts/resources</li> <li>• A management plan for sustainable wild harvest. For more information on requirements refer to standard 2.9.4 and 2.9.5.</li> <li>• A management plan for assessment and regular monitoring of the target resources and habitats</li> <li>• The planned harvesting quantities</li> <li>• Collectors' registers in order to make sure that all collectors are well trained and know the rules of collection</li> <li>• How you ensure collectors are trained, knowledgeable and competent in the following aspects:</li> </ul>

<p>3. Where third parties are involved in the management or control of the wild harvest collection area, you must provide guarantees from them which ensure that standards 2.9.3, 2.9.4 and 2.9.5 are complied with.</p> <p style="text-align: right;"><i>2018/848 Art.39(1)(d)(i)</i></p>	<ul style="list-style-type: none"> <li>i. Plant to be collected (including which parts, harvesting area, minimum quality requirements etc.)</li> <li>ii. Sustainable collection methods</li> <li>iii. Post-harvest handling of collected material</li> <li>iv. Any annual written authorisation from local and national regulatory bodies or other authorities where available.</li> </ul> <p>Your collection instructions must be regularly reviewed and revised if necessary based on site and species-specific monitoring of collection impacts. If you make any significant changes in your operation, inform your Certification Officer. Significant changes are, for example, change of location of an activity, change of ownership, change of contact person or alteration of certified production.</p>
<p><b>NI 2.9.3 Wild harvest land treated with prohibited products</b> The area which you use for wild harvesting must not have been treated with products which are not permitted in these organic standards during the last three years before harvest.</p> <p style="text-align: right;"><i>(EC) 2018/848 Annex II Part I(2.2)(a)</i></p>	<p>You must be able to demonstrate what effective measures are taken to ensure that any collection areas are not affected by contamination with prohibited products.</p> <p>On a map of the collection area identify any areas or potential sources of contamination (towns, industry, landfills, intensive agriculture areas, etc.)</p>
<p><b>NI 2.9.4 Maintaining wild plant resources</b> The wild harvesting of plant resources must maintain the species in the collection area.</p> <p style="text-align: right;"><i>(EC) 2018/848 Annex II Part I(2.2.1)(b)</i></p>	<p>You must hold information on:</p> <ol style="list-style-type: none"> <li>1. The global and/or national/regional conservation status of the target species.</li> <li>2. The collection methods and management practices including: <ul style="list-style-type: none"> <li>a. How target species are adequately identified e.g. voucher (reference) specimens provided from the collection site</li> <li>b. A map of collection areas and location of target populations (preferably a 1:50,000 scale map or less)</li> <li>c. Species-specific harvest methods, including collected parts, collection method and collection period</li> <li>d. Minimum biological age/size class allowed for collection for each target species and collection site</li> <li>e. Maximum allowed collection limits (quantities, frequency, periods)</li> </ul> </li> <li>3. How you ensure that the rate (intensity and frequency) of target resource collection does not exceed the target species' ability to regenerate over the long term. To include: <ul style="list-style-type: none"> <li>a. Baseline information/inventory on target species in the collection area, including population size, distribution, population structure (size/age classes), rate of reproduction/growth/regeneration.</li> </ul> </li> </ol>

	<p>How you use species-specific baseline information, resource assessment and/or monitoring data on collection impacts to inform your maximum collection quantities, frequencies and periods.</p> <p>Compliance to Principle 1 of the <a href="#">FairWild Standard</a> demonstrates that you are meeting the requirements of this standard. In most cases it will not be possible to meet this principle if the harvested species is classified by the IUCN (<a href="http://www.iucn.org">www.iucn.org</a>) red list as ‘critically endangered’.</p> <p> A sourcing requirement applies for SA processors.</p>
<p><b>NI 2.9.5 Preventing negative environmental impacts</b>  The collection activities must not negatively impact the habitat and other wild species in the collection area.  <i>(EC) 2018/848 Annex II Part I(2.2)(a)</i></p>	<p>You must hold information about:</p> <ol style="list-style-type: none"> <li>1. Any rare, threatened or endangered species and habitats that are likely to be affected by collection of the target resource and how they are protected.</li> <li>2. How the management activities supporting wild harvest of target species do not adversely affect ecosystem diversity, processes and functions. For example, evidence from monitoring that such practices do not negatively affect sensitive species or the ecosystem structure, diversity and functions in the collection area.</li> </ol> <p>6.  Management practices to minimise competition with or promote growth of the target species are used, including how these practices do not adversely affect sensitive species, ecosystem structure, diversity and function in the collection area. For example, evidence from monitoring.</p> <p>Compliance to Principle 2 of the <a href="#">FairWild Standard</a> demonstrates that you are meeting the requirements of this standard.</p>

## NI 3.0 Standards for organic livestock production

### NI 3.1 Converting your animals to organic

#### What is this chapter about?

This section covers the conversion periods for different livestock species and livestock products. It also includes standards for reduced conversion periods for land used for pig and poultry production and additional rules for the conversion of land used to feed organic livestock.

#### Standards

#### Guidance

##### NI 3.1.1 Producing organic livestock

1. Organic animals must be born or hatched and raised on an organic holding and managed to full organic standards throughout their lives.
2. For breeding purposes, non-organically raised animals may be brought onto a holding under the conditions of standard 3.2.2. Such animals and their products may be deemed organic after compliance with the conversion period referred to in standard 3.1.2.

*(EC) 2018/848 Art.6(n)*

*(EC) 2018/848 Annex II Part II(1.3.1)*

We will collect information on the status of your stock (organic, converted breeding stock and non-organic) during your inspection.

You may mate animals on in-conversion land.

##### NI 3.1.2 Producing organic livestock products

Where non-organic animals have been brought onto the holding in accordance with the standards in section 3.2 and if their livestock products are to be sold as organic, the animals must be kept to full organic standards for at least the periods set out below:

- a) 6 months for milk producing animals
- b) 6 weeks in the case of poultry for egg production
- d) 10 weeks for poultry of slow-growing strains for meat production, brought in before they are 3 days old
- e) for fast growing strains of poultry for meat production, refer to standard 3.12.21 for minimum slaughter ages.
- f) three months for rabbits;

*(EC) 2018/848 Annex II Part II(1.3.4.4)*

*(EC) 2018/848 Annex II Part II(1.2.2)(e)(g)(h)*

To meet standard 3.2.6 you must have authorisation from your competent authority before bringing in non-organic birds. Refer to the standard below on minimum ages when poultry can be slaughtered.

In NI, the competent authority classifies “slow growing strains” of poultry under organic management as strains wherein the live weight gain per day does not exceed 45g (or in the case of turkeys, 55g per day), averaged over the life of the bird. This may soon be supplemented by a list of particular strains classified as slow growing.

If this daily live weight gain is exceeded, the poultry would be classified as a fast growing strain.

<p><b>NI 3.1.3 Simultaneous conversion</b></p> <ol style="list-style-type: none"> <li>1. Where non-organic animals exist on your holding when you begin to convert your land, you may convert all your livestock, pasturage and/or any land used for animal feed at the same time. The total combined conversion period, for livestock, pasturage and/or any land used for animal feed, before you can sell the animals or their products as organic, is 24 months. The animals must be mainly fed with products from this land.</li> <li>2. During simultaneous conversion, animals present since the beginning of the conversion period may be fed with in-conversion feed produced on the in-conversion holding during the first year of conversion in exceedance of the 20% permitted for organic livestock. All other requirements for feeding in-conversion or organic feed must be met.</li> <li>3. Non-organic animals may be introduced into an in-conversion production unit after the start of the conversion provided they meet the requirements of Chapter 3.2 in these standards.</li> </ol> <p style="text-align: right;"><i>(EC) 2018/848 Annex II Part II (1.2.1)</i></p>	<p>We interpret ‘mainly’ as meaning 51% or more.</p> <p>Animals that meet the requirements of simultaneous conversion may be brought on to or sold off your unit, but such livestock and any products from them may not be sold as organic until both buying and selling units have completed their conversion periods. Ask us to detail the stock on your trading schedule as ‘stock reared under simultaneous conversion’ before you trade or sell them (normally after your second inspection).</p> <p>If you have any other non-organic stock on the converting unit you must agree with us, through your conversion plan, when you will remove them.</p>
<p><b>NI 3.1.4 Selling in-conversion animals or animal products</b></p> <p>During the conversion periods you must not sell any of your livestock or livestock products as organic or ‘in-conversion’.</p> <p style="text-align: right;"><i>(EC) 2018/848 Art.10 (4)</i></p>	
<p><b>NI 3.1.5 Conversion of land used to feed livestock</b></p> <p>You must make sure that by the time your livestock operation reaches organic status, any land on your unit used for their grazing or feed is either organic or in-conversion.</p> <p style="text-align: right;"><i>(EC) 2018/848 Annex II Part I(1.7.5)(a)</i></p>	

### NI 3.1.6 Conversion period for land used for pig and poultry production

1. Notwithstanding the provisions in standard 3.1.5 you can use land in its second year of conversion for organic pig or poultry production.
2. In the case of treatment with substances not permitted in these standards the provision for organic pigs and poultry on second year conversion land will not apply.

*(EC) 2018/848 Annex II Part I(1.7.4.2)(1.7.5)(b)*

## NI 3.2 Sourcing livestock

### What is this chapter about?

This chapter covers the standards on sourcing and bringing in livestock onto your holding. Organic farming aims to complete the production cycles of livestock species with organically reared animals. The objective is to increase the availability and the gene pool of organic animals and improve the self-reliance of the organic farming sector. The choice of breeds used should take account of their capacity to adapt to local conditions, their vitality and their resistance to disease.

### Standards

#### NI 3.2.1 Breed and livestock selection

1. When choosing the breed and strain of your livestock you must give preference to indigenous breeds and strains.
2. You must choose breeds or strains that:
  1. are suitable to local conditions
  2. avoid the need for the mutilation of animals
  3. have vitality and resistance to disease, including specific health problems or diseases associated with some breeds or strains used in intensive production, such as:
    - i) porcine stress syndrome
    - ii) PSE Syndrome (pale-soft-exudative)
    - iii) sudden death
    - iv) spontaneous abortion, and
    - v) difficult births requiring caesarean operations

*(EC) 2018/848 Art. 6(k)*

*(EC) 2018/848 Annex II Part II(1.3.3)(1.3.2)(d)(1.3.4.4.5)*

### Guidance

Welfare issues, mortality and disease levels for all animal species can indicate that the breeds and strains chosen for your system are not suitable. The inspector will use your mortality and disease records and welfare outcome to inform a decision on compliance to this standard.

Some breeds and strains of chicken are not suitable for organic systems because research has shown them to be predisposed to welfare problems.

The breed you use must either:

- meet Defra’s definition of slow-growing (no more than 45g per day), or
- be on the [RSPCA’s list of welfare-approved free-range broiler breeds](#).

<p><b>NI 3.2.2 Bringing in livestock</b></p> <ol style="list-style-type: none"> <li>1. If you need to bring in livestock you must source, in order of preference: <ol style="list-style-type: none"> <li>a) from other organic herds or flocks</li> <li>b) converted breeding stock</li> <li>c) non-organic breeding stock from rare breeds</li> </ol> </li> <li>2. When organic animals are not available subject to the conditions of the standards in this section, you may bring non-organic animals onto your holding for breeding purposes: <ol style="list-style-type: none"> <li>a) if they are non-organic breeding stock from rare breeds or</li> <li>g) when organic animals are not available in the database in sufficient quality or quantity to meet your needs, subject to the conditions of the other standards in this section, provided they have not previously given birth.</li> </ol> <p style="text-align: right;"><i>(EC) 2018/848 Annex II Part II (1.3.1) (1.3.4.1)</i>  <i>(EC) 2018/848 Annex II Part II(1.2.1)</i>  <i>(EC) 2018/848 Annex II Part II(1.3.4.4)</i></p> </li> </ol>	<p>Available livestock will be listed on the National database.</p> <p>If you are planning on bringing in non-organic animals you will need to demonstrate to us that organic animals are not available before purchase. You will need to contact the certification team with details.</p> <p>If you bring in non-organic animals see section 3.1 on conversion requirements and 2.2.1 (2) on the separation requirements.</p> <p>If you need more information please contact the certification team.</p>
<p><b>SA 3.2.3 Registering organic livestock for market</b></p> <ol style="list-style-type: none"> <li>1. If you wish to sell organic livestock, you can register them on the organic livestock database. For registration, the supplier you must: <ol style="list-style-type: none"> <li>a) demonstrate that your organic certification is valid and covers the livestock you wish to market;</li> <li>b) provide the following information:; <ol style="list-style-type: none"> <li>i) number of animals</li> <li>ii) the common and scientific name for the species you wish to market.</li> <li>iii) the breed or strain</li> <li>iv) sex and production purpose of the animals;</li> <li>v) the ages of the animals and, if relevant, their stage of development;</li> <li>vi) the health status of the animals as defined in horizontal legislation.</li> </ol> </li> <li>c) provide your address, contact details and date the livestock will be available.</li> </ol> </li> </ol>	<p>The database is currently in development by NICA and information on how to access and contribute will be provided as soon as this service is available.</p>

<p>d) make sure that all requirements on the transport and sale of live animals are followed, including all relevant statutory rules.</p> <p>e) make sure this information must be kept up to date. You must immediately inform the manager of the database if any of the registered animals are no longer available.</p> <p style="text-align: right;"><i>(EC) 2018/848 art. 26(1)(2)(b)(4)</i> <i>(EC) 2020/464 art. 25(1)</i> <i>(EC) 2020/464 Annex III(3)</i></p>	
<p><b>NI 3.2.4 Establishing a herd or flock</b></p> <p>When you are establishing a herd or flock for the first time you may:</p> <p>a) on a converting holding, convert existing animals on the holding;</p> <p>b) on organic land you may bring in non-organic animals, <b>only</b> if organic are not available in sufficient numbers. They must be reared organically from weaning and must comply with the following conditions:</p> <p>(i) calves and foals must be less than six months old</p> <p>(ii) lambs and kids must be less than 60 days old</p> <p>(iii) piglets must weigh less than 35kg</p> <p>(iv) kittens (rabbits) must be less than three months old.</p> <p style="text-align: right;"><i>(EC) 2018/848 Annex II Part II (1.3.4.4.1)</i></p>	<p>Where you are establishing a new livestock enterprise on an in-conversion holding you may bring in non-organic animals, these must be converted once the land becomes organic.</p> <p>Please refer to standards 3.1.1 and 3.1.2 for the livestock conversion requirements</p> <p>Please note that the requirements for cattle also apply to deer, unless specifically stated in chapter 3.16 additional Standards for organic deer.</p>

<p><b>NI 3.2.5 Replacement breeding stock</b></p> <ol style="list-style-type: none"> <li>1. To renew a herd or flock you may bring in non-organic male and female breeding stock <b>only</b> if organic is not available in sufficient numbers.</li> <li>2. The number of non-organic female breeding stock you bring on must comply with the following conditions: <ol style="list-style-type: none"> <li>a) only up to 10% of your existing number of adults in your herd, per year for equine or cows, including buffalo and bison species</li> <li>b) only up to 20% of your existing number of adults in your herd or flock, per year for pigs, sheep, goats, deer or rabbits</li> <li>c) only one animal if you have less than five sheep, pigs or goats or less than ten cattle, equine animals, deer or rabbits</li> <li>d) females must not have previously given birth, in other words, they are before their first calving, lambing or farrowing.</li> </ol> </li> <li>3. Breeding stock brought onto your holding must be kept according to these organic standards.</li> </ol> <p style="text-align: right;"><i>(EC) 2018/848 Annex II Part II (1.3.4.4.2)</i></p>	<p>The percentage must be calculated from the number of adult animals present on the holding prior to bringing in your replacements. The allowance is calculated as the number of replacements brought in within a 12 month period.</p> <p>There is no limit to the number of non-organic males you can bring in for breeding. If you bring in male breeding stock, this does not reduce the number of female breeding stock you can bring in.</p>
<p><b>NI 3.2.6 Additional allowances for bringing in non-organic stock</b></p> <ol style="list-style-type: none"> <li>1. With prior authorisation from your competent authority you may increase the percentage of non-organic breeding stock you bring in up to 40% of your existing adults in the following special cases: <ol style="list-style-type: none"> <li>a) if you are significantly increasing the size of your herd or flock</li> <li>b) if you are changing breed</li> <li>c) if you are developing a new livestock enterprise, or</li> <li>d) it is a rare breed.</li> </ol> </li> <li>2. These animals must not have previously given birth, unless they are a rare breed.</li> </ol> <p style="text-align: right;"><i>(EC) 2018/848 Annex II Part II(1.3.4.4.3)</i> <i>(EC) 2018/848 Annex II Part II(1.3.4.1)</i></p>	<p>In the NI, permission is granted by the competent authority and we will submit an application on your behalf. Permission will only be granted if you show us that appropriate organic or converted stock is not available.</p> <p>We will need the following details from you to submit to the competent authority:</p> <ul style="list-style-type: none"> <li>• why you cannot source organic animals</li> <li>• which organic suppliers you have contacted</li> <li>• the number of animals you need</li> <li>• the number of non-organic animals you plan to bring in and when</li> <li>• the name of your suppliers</li> <li>• whether any suppliers will be able to supply you with organic animals in future.</li> </ul> <p>The request must be submitted at least two weeks <b>before ordering</b> any non-organic birds to ensure enough time for review and approval to be given. A form with all the relevant questions is available on our <a href="#">website</a> or from the Certification Team.</p> <p>A wide range of organic and converted breeding stock is normally available. There are several</p>

	<p>sources where you can look for organic stock:</p> <ul style="list-style-type: none"> <li>• <a href="#">The Organic Marketplace</a></li> <li>• Similar platforms on other Certification Bodies' websites</li> <li>• Organic marketing groups</li> <li>• Organic sales at livestock markets and private sales</li> <li>• Online auctions.)</li> </ul> <p>Organic Poultry suppliers in the NI are listed <a href="#">here</a>.</p> <p>Animals eligible to be considered as a rare breed must meet the conditions in <i>Annex IV to Commission Regulation (EC) No 1974/2006</i> (<sup>13</sup>)</p>
<p><b>NI 3.2.7 Exceptional rules for poultry</b></p> <ol style="list-style-type: none"> <li>1. When you are establishing for the first time, renewing or reconstituting a flock, non-organic poultry may be brought in <b>only</b> when organic poultry are not available in sufficient numbers. If you have to bring in non-organic poultry you must in order of preference: <ol style="list-style-type: none"> <li>a) brought in pullets for egg production, or chicks for meat production must be less than three days old.</li> <li>b) use non-organic pullets for egg production before they are 18 weeks old. Any non-organic pullets you bring in must have been reared to the veterinary and feed standards detailed in sections 3.4 and 3.10.</li> </ol> </li> <li>2. You must have prior authorisation from your competent authority before bringing in any non-organic poultry.</li> <li>3. The EU Commission has stated that producers may request permission to use non-organic pullets until 31<sup>st</sup> December 2026. <i>(EC) 2018/848 Annex II Part II(1.3.4.3)</i></li> </ol>	<p>Organic Poultry suppliers in the NI are listed <a href="#">here</a>.</p> <p>If you are bringing in non-organic poultry you must have permission from your competent authority before you bring them onto the holding. In the NI, permission is granted by the competent authority and we will submit an application on your behalf. You must show us that organic poultry is not available in sufficient numbers.</p> <p>We will need the following details from you to submit to the competent authority:</p> <ul style="list-style-type: none"> <li>• why you cannot source organic birds</li> <li>• which organic suppliers you have contacted</li> <li>• the number of birds you need</li> <li>• the number of non-organic birds you plan to bring in and when</li> <li>• the name of your suppliers</li> <li>• whether any suppliers will be able to supply you with organic birds in future.</li> </ul> <p>A form with all the relevant questions is available on our <a href="#">website</a> or from your Certification Officer.</p>

### NI 3.2.8 Exceptional rules due to catastrophic circumstances

1. In the case of high mortality caused by a catastrophic event you may renew or reconstitute your herd or flock with non-organic animals, when organically reared animals are not available and provided that the respective conversion periods are applied to the non-organic animals. Your competent authority must authorise this.
2. Upon approval by the competent authority you must keep documentary evidence of the use of this exception.

*(EC) 2018/848 Art. 22(2)*

*(EC) 2020/2146 Art. 3(2)*

Please refer to standard 1.6.4 for more detailed rules on catastrophic events.

Your certification officer can submit a request to the competent authority on your behalf. This permission needs to be in place before any action takes place.

## NI 3.3 Keeping organic and non-organic livestock

### What is this chapter about?

This section details when conventional and organic livestock production on the same holding is permitted and how separation must be maintained.

### Standards

#### NI 3.3.1 Keeping non-organic livestock

1. On your organic holding you may only keep non-organic livestock provided that they are:
  - a) a different species to your organic stock,
  - b) kept on clearly separate parcels of land, and
  - c) kept in clearly separate buildings.
2. You must have adequate records to show separation.  
*(EC) 2018/848 Art.9 (2)(7)(10)*

### Guidance

Non-organic livestock enterprises can only graze the organic land provided they meet the criteria in standard 3.3.3.

Livestock kept as pets or for your own use only and not as a commercial enterprise may be kept on your organic holding and do not have to be kept to organic standards. If they have access to organic land they must be fed non-GM feed.

If you sell any products from your non-organic livestock, this becomes a non-organic commercial enterprise and you must meet this standard.



Records demonstrating separation

#### NI 3.3.2 Parallel production exceptions

1. Parallel production of livestock of the same species is only allowed in the case of research and educational centres.
2. If you are carrying out agricultural research or formal education, the following conditions must be met:
  - a) keep the products used for the organic and in-conversion production units separate from those used for the nonorganic production units;
  - b) keep the products produced by the organic, in-conversion and non-organic production units separate from each other;
  - c) keep adequate records to show the effective separation of the production units and of the products.

*(EC) 2018/848 Art. 9(9)(10)*

In NI, permission is granted by NICA, the competent authority and we will submit an application on your behalf. Contact your Certification Officer for more information.

### NI 3.3.3 Grazing non-organic stock on your land

1. You may graze non-organic stock on your organic land for a limited time if:
  - a) They are raised in an environmentally friendly way on land recognised under an environmental scheme
  - b) you do not graze organic animals on those fields at the same time.
2. You must have records of your use of this provision.

(EC) 2018/848 Annex II Part II(1.4.2.1)

In NI, NICA, the competent authority usually limits the amount of time to a maximum of 120 days per calendar year that non-organic animals are on your whole holding, not on individual fields.



Refer to standard 3.6.3 on maximum stocking rates.

Records of non-organic stock grazing your land

## NI 3.4 Keeping animals healthy and treating disease

### What's this chapter about?

Organic farming aims to maintain animal health through prevention of disease and minimising the use of veterinary medicines. This section contains standards on how disease is prevented and what to do if any animals become sick or injured.

### Standards

#### NI 3.4.1 Preventing disease and injury

Disease management must be based on preventative measures. You must draw up a health plan to show how you will build health and reduce disease. This must be tailored to suit your own farm and should allow you to minimise your use of veterinary medicines.

Preventative measures include:

- a) breed and strain selection including:
  - i) having regard to a high degree of genetic diversity
  - ii) the capacity of animals to adapt to local conditions
  - iii) their breeding value
  - iv) their longevity
  - v) their vitality
  - vi) and their resistance to disease or health problems
- b) husbandry management practices
- c) high quality feed and exercise
- d) appropriate stocking density, and

### Guidance

You must be able to demonstrate that you take preventative measures to limit your animal health problems. If health problems occur you must review your management, take appropriate action and monitor its effectiveness.

Examples of preventative husbandry practices include:


- biosecurity measures
- grazing and range management
- stockmanship and welfare assessments
- breeding and culling management.



We strongly recommend that you consult with your vet on health planning and review where any improvements can be made annually.



Livestock management plan templates can be found on our [website](#).

Include details of the biosecurity measures you implement when bringing new or returning animals onto your farm and managing diseased stock. This could include isolation, blood testing, TB testing, buying from disease-free sources, direct sources, double fencing.

<p>e) adequate and appropriate housing maintained in hygienic conditions.</p> <p style="text-align: right;"><i>(EC) 2018/848 Art.6(j)</i> <i>(EC) 2018/848 Annex II Part II(1.5.1.1)</i> <i>(EC) 2018/848 Art. 39(1)(c)(1)(d)(ii)</i></p>	<p>Include also the biosecurity measures you implement on your farm to limit the risk of specific diseases to your animals, such as restricting badger access to water troughs and feed, good manure management, and preventing disease transmission from neighbouring herds via shared equipment, brought-in manure or direct contact.</p> <p>For more information on suitable measures refer to <a href="#">government advice</a> and advisory services. For example, for bovine TB consult <a href="#">TB Hub</a> or contact the <a href="#">TB Advisory Service</a> for free farm visits and bespoke advice.</p> <p>To reduce the risk of introducing disease you should avoid sourcing livestock from livestock markets and collection centres.</p> <p>Pasture should be managed to minimise disease and parasite burdens. Frequent disease and parasite monitoring will help you to assess the effectiveness of your pasture management. The welfare of your animals will be assessed at inspection, and this will be used to indicate the effectiveness of your preventative measures.</p>
<p><b>NI 3.4.2 Quarantine</b></p> <p>If you obtain livestock from non-organic units, special measures such as screening tests or quarantine periods may apply, depending on local circumstances.</p> <p style="text-align: right;"><i>(EC) 2018/848 Annex II Part II(1.5.1.5)</i></p>	<p>In your health plan, include details of the biosecurity measures you implement when bringing new or returning animals, including any organic animals, onto your farm and managing diseased stock.</p> <p>This could include isolation, blood testing, TB testing, buying from disease free sources, direct sources, double fencing. For more information on suitable measures refer to <a href="#">government advice</a> and the <a href="#">TB Advisory Service</a>.</p>
<p><b>NI 3.4.3 Treating disease and injury</b></p> <ol style="list-style-type: none"> <li>1. If an animal becomes sick or injured, they must be treated immediately, if necessary in isolation and in suitable housing.</li> <li>2. When treating you must use phytotherapeutic and homeopathic products and the trace elements, vitamins and minerals listed in standard 3.10.12 in preference to chemically-synthesised allopathic veterinary treatment or antibiotics, provided that their healing effect works for the animal species and the condition you are treating.</li> <li>3. Where these treatments are inappropriate or will not be effective to avoid suffering or distress of the animal,</li> </ol>	<p>It is your responsibility to ensure that any treatments and veterinary products you use are licensed or have veterinary approval for the intended purpose.</p> <p>You must be able to demonstrate that you are treating animals affected by disease, injury or ill-health quickly and effectively. The use and application of treatments should be given under professional guidance or after appropriate training.</p> <p>Inspectors will check that animals have been identified and treated promptly for all disease and injuries, including the management of common diseases and injuries such as lameness, scour, pneumonia and mastitis.</p>

<p>chemically-synthesised allopathic veterinary medicinal products or antibiotics may be used under the responsibility of your vet. (EC) 2018/848 Annex II Part II(1.5.1.2)(1.5.2.1)(1.5.2.3)(1.7.5)</p>	<p>If the treatment is not effective and the animal will not recover you must euthanise the animal to prevent suffering.</p> <p> Veterinary medicines records. See standard 1.7.10 for more information on records required.</p>
<p><b>NI 3.4.4 Identifying treated animals</b> Whenever veterinary medicines are used livestock treated must be clearly identifiable (EC) 2018/848 Annex II Part III(3.1.4.2)(g)</p>	<p>We interpret identifiable in the case of large animals; individually, or by batch, or by hive, in the case of poultry, small animals and bees.</p>
<p><b>NI 3.4.5 Veterinary medicines for preventative treatment are prohibited</b> You must <b>not</b> use chemically synthesised allopathic veterinary medicines or antibiotics for preventative treatment in the absence of illness or surgical intervention. (EC) 2018/848 Annex II Part II(1.5.1.3)</p>	<p>This includes boluses.</p>
<p><b>NI 3.4.6 Use of vaccines is permitted</b> You may use immunological veterinary medicines. (EC) 2018/848 Annex II Part II(1.5.1.2)</p>	
<p><b>NI 3.4.7 Growth promoters are prohibited</b> You must <b>not</b> use substances to promote growth or production of your animals (such as antibiotics, coccidiostatics and other artificial aids for growth promotion purposes). (EC) 2018/848 Annex II Part II(1.4.1)(f)(1.5.1.4)</p>	<p>Any veterinary products or nutritional supplements must only be used to treat known nutritional deficiencies or disease and not to promote growth or production.</p>
<p><b>3.4.8 Hormone treatments are prohibited</b> You must <b>not</b> use hormones or similar substances to control reproduction or for other purposes (e.g. induction or synchronisation of oestrus), unless as a form of veterinary therapeutic treatment for an individual animal. (EC) 2018/848 Annex II Part II(1.3.2)(b)(1.5.1.4)</p>	<p>You may give hormone treatments to individual animals if you need to induce parturition for welfare reasons, or for specific disorders where you have no alternative, for example cows which are not coming into heat. You may not use hormones to manipulate normal reproductive cycles/physiology.</p>
<p><b>NI 3.4.9 Artificial insemination is permitted</b> You may use artificial insemination. (EC) 2018/848 Annex II Part II(1.3.2)(a)</p>	




<p><b>NI 3.4.10 Cloning or embryo transfer is prohibited</b>  You must <b>not</b> use cloning or embryo transfer.  (EC) 2018/848 Annex II Part II(1.3.2)(c)  (EC) 2018/848 Art. 9(5)</p>	
<p><b>NI 3.4.11 Rearing of artificially induced polyploid animals</b>  The use of animal cloning, and the rearing of artificially induced polyploid animals, shall be prohibited.  (EC) 2018/848 Art. 9(5)</p>	
<p><b>NI 3.4.12 Compulsory treatments are permitted</b>  Treatments which are required by law are allowed.  (EC) 2018/848 Annex II Part II(1.5.2.6)</p>	
<p><b>NI 3.4.13 Number of permitted treatments</b>  1. You must <b>not</b> sell your livestock or their produce as organic if, within 12 months, you treat them with more than:  a) three courses of chemically-synthesised allopathic veterinary medicines or antibiotics, or  b) one course of chemically-synthesised allopathic veterinary medicines or antibiotics if their lifecycle is less than a year.  2. You must keep records of these treatments.  3. If an individual animal is treated over these limits they must undergo reconversion if you wish to sell their products as organic, refer to section 3.1 on conversion periods.  4. Excluded from this are vaccines, parasite control treatments and compulsory eradication schemes.  (EC) 20118/848 Annex II Part II(1.5.2.4)</p>	<p>A course of treatment means all the measures you need to take to restore the health of your animal following one occurrence of a specific illness.</p> <p> You records will need to identify any animals and their products which cannot be sold as organic or need to reconvert.</p>
<p><b>NI 3.4.14 Withdrawal periods</b>  If you treat your animals with any allopathic veterinary medicinal products you must wait twice the legal withdrawal period as referred to in Article 11 of <i>Directive 2001/82/EC</i>, and no less than 48 hours, before you can sell your livestock products as organic.  (EC) 2018/848 Annex II Part II (1.5.2.5)</p>	<p>You must have an effective system in place to ensure that treated animals or their products are not sold for consumption as organic during the withdrawal period.</p> <p> Both statutory and organic withdrawal periods must be recorded.</p> <p>If veterinary medicinal products are prescribed under the Cascade, you must implement twice the withdrawal period as legally required under the Cascade.</p>

	<p> If there is no suitable veterinary medicine authorised in the UK to treat a condition in a particular species, vets are permitted to use unauthorised veterinary medicines in accordance with the Cascade</p> <p>Vaccines are not subject to this requirement. Only the specified legal withdrawal periods must be observed.</p> <p>If you fail an antibiotic test (that is, your animals are over the maximum residue limit) you must inform us. We will expect you to identify the cause of the contamination and what you will do to prevent this happening in the future.</p> <p>You must inform your Certification Officer if you have any suspicion that your livestock products may not meet organic standards.</p>
<p><b>NI 3.4.15 Storing veterinary medicines</b></p> <p>You may store allopathic veterinary medicinal products and antibiotics on holdings provided that they have been prescribed by a veterinarian in connection with a treatment given under standard 3.4.3 They must be stored in a secure location and must be entered in the livestock record as required in standard 1.7.10.</p> <p><i>(EC) 2018/848 Annex III(7.3)</i></p>	<p> Records of all veterinary medicines stored. See standard 1.7.10 for full requirements on veterinary medicine records.</p>

## NI 3.5 Animal welfare management

### What is this chapter about?

This section details how animal welfare is maintained on organic farms and how it will be measured at inspection.

Standards	Guidance				
<p><b>NI 3.5.1 Maintaining good animal welfare</b></p> <ol style="list-style-type: none"> <li>1. You must ensure your husbandry practices and housing, including stocking densities, meet your animals' species-specific developmental, physiological and behavioural needs at all times.</li> <li>2. The persons looking after your animals must possess the necessary knowledge and skills to satisfy this standard.</li> <li>3. Any suffering, pain or distress must be avoided and be kept to a minimum during the entire life of the animal, including at the time of slaughter.</li> </ol> <p style="text-align: right;">(EC) 2018/848 Art. 5(j) (EC) 2018/848 Annex II Part II(1.7.1)(1.7.2)(1.7.3)</p>	<p>Regularly assess your animals to ensure their health and welfare and watch for signs of distress, disease and injury. Routine monitoring of the welfare of your animals will allow you to recognise problems and identify areas for improvement. If you would like more information and support on monitoring the welfare of your animals see our <a href="#">Advisory Support pages</a> or contact Producer Support or your Certification Officer.</p> <p>If there is a welfare problem, prompt action must be taken, the effectiveness of which must be reviewed and altered if necessary. If a welfare problem is found at your inspection then you must describe what steps you will take to resolve the issue in your <i>Action Summary Form and Declaration</i> and it will be discussed at the following inspection.</p> <p>The welfare of your animals will be assessed at inspection. For the major farm animal species your Inspector may use the following welfare outcome measures to inform the decision on your compliance with this standard. However these lists are not exhaustive, your inspector will have other indicators and observations they use when assessing the welfare of stock. For measures marked with an * you will need to have these figures ready at your inspection.</p> <p>For more information on each measure see the 'explanation of measures' pages on the <a href="#">AssureWel website</a>.</p>				
	<table border="1"> <thead> <tr> <th data-bbox="981 1027 1245 1070">Species</th> <th data-bbox="1245 1027 2179 1070">Welfare outcome measures</th> </tr> </thead> <tbody> <tr> <td data-bbox="981 1070 1245 1331">Laying hens</td> <td data-bbox="1245 1070 2179 1331"> <ul style="list-style-type: none"> <li>• Feather loss</li> <li>• Bird dirtiness</li> <li>• Antagonistic behaviours such as aggressive behaviour and injurious f</li> <li>• Flightiness</li> <li>• Birds that need further care</li> <li>• Mortality records* </li> </ul> </td> </tr> </tbody> </table>	Species	Welfare outcome measures	Laying hens	<ul style="list-style-type: none"> <li>• Feather loss</li> <li>• Bird dirtiness</li> <li>• Antagonistic behaviours such as aggressive behaviour and injurious f</li> <li>• Flightiness</li> <li>• Birds that need further care</li> <li>• Mortality records* </li> </ul>
Species	Welfare outcome measures				
Laying hens	<ul style="list-style-type: none"> <li>• Feather loss</li> <li>• Bird dirtiness</li> <li>• Antagonistic behaviours such as aggressive behaviour and injurious f</li> <li>• Flightiness</li> <li>• Birds that need further care</li> <li>• Mortality records* </li> </ul>				
	<table border="1"> <thead> <tr> <th data-bbox="981 1331 1245 1372">Species</th> <th data-bbox="1245 1331 2179 1372">Welfare outcome measures</th> </tr> </thead> <tbody> <tr> <td data-bbox="981 1372 1245 1372"></td> <td data-bbox="1245 1372 2179 1372"></td> </tr> </tbody> </table>	Species	Welfare outcome measures		
Species	Welfare outcome measures				

	Dairy cows	<ul style="list-style-type: none"> <li>• Mobility, including lameness</li> <li>• Body condition</li> <li>• Cleanliness</li> <li>• Hair loss and lesions</li> <li>• Swellings</li> <li>• Broken tails</li> <li>• Response to stockperson</li> <li>• Mastitis records* (see details below) <span style="color: red; font-weight: bold; border: 1px solid red; border-radius: 50%; padding: 2px;">R</span></li> <li>• Calf/Heifer survivability records* (see details below) <span style="color: red; font-weight: bold; border: 1px solid red; border-radius: 50%; padding: 2px;">R</span></li> <li>• Cull and Casualty Cows records* (see details below) <span style="color: red; font-weight: bold; border: 1px solid red; border-radius: 50%; padding: 2px;">R</span></li> </ul>	
	Pigs	<ul style="list-style-type: none"> <li>• Enrichment use</li> <li>• Lameness</li> <li>• Ear and flank biting lesions and other body marks</li> <li>• Pigs needing further care</li> <li>• Hospital pens</li> <li>• Manure on the body</li> <li>• Leg swellings</li> <li>• Skin conditions</li> <li>• Tail lesions (finishers only)</li> <li>• Shoulder lesions, vulva lesions and body condition (dry sows only)</li> <li>• Mortality records* <span style="color: red; font-weight: bold; border: 1px solid red; border-radius: 50%; padding: 2px;">R</span></li> <li>• Antibiotic records* <span style="color: red; font-weight: bold; border: 1px solid red; border-radius: 50%; padding: 2px;">R</span></li> </ul>	
	Broilers These measures are still being developed	<ul style="list-style-type: none"> <li>• Bird distribution</li> <li>• Air quality</li> <li>• Panting</li> <li>• Dirtiness</li> <li>• Enrichment</li> <li>• Walking ability</li> <li>• Birds requiring culling</li> </ul>	

		<ul style="list-style-type: none"> <li>• Dead birds and runts</li> <li>• Litter condition</li> <li>• Behaviour</li> <li>• Pododermatitis and Hock burn</li> <li>• Mortality records* <span style="color: red; font-weight: bold; border: 1px solid red; border-radius: 50%; padding: 2px;">R</span></li> <li>• Antibiotic records* <span style="color: red; font-weight: bold; border: 1px solid red; border-radius: 50%; padding: 2px;">R</span></li> <li>Post-slaughter records <span style="color: red; font-weight: bold; border: 1px solid red; border-radius: 50%; padding: 2px;">R</span></li> </ul>
	Beef cattle	<ul style="list-style-type: none"> <li>• Lameness</li> <li>• Cleanliness</li> <li>• Body Condition Score (adult breeding animals only)</li> <li>• Hair loss, lesions or swellings</li> <li>• Cattle needing further care</li> <li>• Animals with respiratory signs</li> <li>• Pneumonia treatments* <span style="color: red; font-weight: bold; border: 1px solid red; border-radius: 50%; padding: 2px;">R</span></li> <li>• Mortality records* <span style="color: red; font-weight: bold; border: 1px solid red; border-radius: 50%; padding: 2px;">R</span></li> </ul>
	Sheep	<ul style="list-style-type: none"> <li>• Lameness</li> <li>• Body Condition Score (thin sheep)</li> <li>• Dirtiness</li> <li>• Fleece loss</li> <li>• Sheep needing further care</li> <li>• Mortality records* <span style="color: red; font-weight: bold; border: 1px solid red; border-radius: 50%; padding: 2px;">R</span></li> </ul>

	<p>For dairy cows you will need to show additional records of the following:</p> <ul style="list-style-type: none"> <li>• Number of cases of mastitis per 100 cows</li> <li>• Number of losses per 100 cows calved for the following categories: <ul style="list-style-type: none"> <li>i) 0 - 24hrs - all calves (including stillborn)</li> <li>ii) 24 hrs - 42 days - all calves</li> <li>iii) 42 days - 1st calving - dairy heifers</li> <li>iv) 1st calving - 2nd calving - dairy heifers.</li> </ul> </li> <li>• Number of planned culls</li> <li>• Number of unplanned culls or casualty cows (died or killed on farm)</li> <li>• Number of enforced culls, for example TB culls</li> </ul> <p>At inspection, we may use the <a href="#">Codes of Recommendations for the Welfare of Livestock</a> as a measure of compliance to this standard.</p>
--	---

Standards	Guidance
<p><b>NI 3.5.2 Animal mutilations are restricted</b></p> <ol style="list-style-type: none"> <li>1. The following operations may be exceptionally allowed but only on a case-by-case basis and only when those practices improve the health, welfare or hygiene of the livestock or where workers' safety would otherwise be compromised. <ul style="list-style-type: none"> <li>• Tail docking of sheep</li> <li>• Dehorning</li> <li>• Beak trimming undertaken in the first three days of life</li> </ul> </li> <li>2. Disbudding may be allowed only on a case by case basis when it improves the health, welfare or hygiene of the livestock or where workers' safety would otherwise be compromised.</li> <li>3. Where the operator has duly notified the competent authority and provided justification, these practices may be authorised.</li> <li>4. You may only castrate in order to maintain the quality of products and traditional production practices.</li> <li>5. When performing these operations any suffering to the animals must be reduced by applying adequate anaesthesia and/or analgesia and by qualified personnel carrying out the operation only at the most appropriate age.</li> </ol>	<p><b>I</b> If you wish to tail dock, disbud or dehorn your animals you must provide reasons for why it is necessary and how and when it will be carried out and what pain relief will be given in your health plan. In NI we can authorise these practices on the competent authority's behalf if the relevant criteria are met and if the practice is documented in your health plan and recorded on the Annual Questionnaire we send you prior to inspection.</p> <p><b>I</b> The <a href="#">Codes of Recommendations</a> provide advice on the appropriate methods and ages to perform these practices, as well as the relevant legal requirements in NI.</p> <p><b>I</b> In NI under the <i>Veterinary Surgery Act 1966</i>, as amended, only a veterinary surgeon may castrate a calf which has reached the age of two months and a lamb which has reached the age of three months.</p> <p><b>I</b> As required in the Mutilations (permitted procedures) Regulations 2007, for sheep and cattle (only for castration), the use of a rubber ring, or other device, to restrict the flow of blood to the scrotum or tail, is only allowed if carried out during the first week of life.</p>

(EC) 2018/848 Annex II Part II(1.7.7)  
(EC) 2018/848 Annex II Part II(1.7.8)(1.7.9)(1.7.10)



In the UK under *The Protection of Animals (Anaesthetics) Act 1954*, as amended, it is an offence to disbud calves or dehorn any cattle without the use of an anaesthetic other than when chemical cauterisation is used. Chemical cauterisation may only be used during the first week of life. The *Code of Recommendations for the Welfare of Cattle* strongly recommends that chemical cauterisation should not be used.

## NI 3.6 Outdoor access and grazing

### What is this chapter about?

Organic farming is an extensive system of farming and aims to keep animals outside and on pasture whenever weather and environmental conditions allow.

### Standards

#### NI 3.6.1 Pasture access

1. You must allow **all** your herbivore species permanent access to pasture, unless the following circumstances temporarily prevent this:
  - a) the health or welfare of the animal
  - b) the weather conditions and the state of the ground, or
  - c) community or national requirements or restrictions relating to specific animal or human health problems.
2. Breeding bulls over one year old must have access to pasture or an open air run of at least 30 m<sup>2</sup>.
3. Livestock must not be reared in pens on very wet or marshy soil.  
(EC) 2018/848 Annex II Part II (1.4.1) (e) (1.6.10) (1.7.3) (1.9.1.1) (b) (c) (1.9.2.1) (b) (c) (1.9.4.4) (d)  
(EC) 2020/464 Art. 7 (1)

### Guidance

You need to take account of both weather conditions and the state of the ground when deciding whether livestock should be out at pasture. Give consideration to the impact on the health and welfare of livestock and the management of the soil and pasture.

For more information on methods to minimise soil damage refer to the guidance to standard 2.4.1 'Managing your soil'.

If herbivores do not have access to pasture they must have permanent access to roughage, refer to standard 3.10.5.

Standards	Guidance
<p><b>NI 3.6.2 Landless livestock production is prohibited</b>            You must not operate landless livestock production, where you do not manage agricultural land and/or have a written cooperation agreement with another organic operator associated with your livestock enterprise.</p> <p style="text-align: right;"><i>(EC) 2018/848 Art.6 (k)</i>  <i>(EC) 2018/848 Annex II Part II (1.1)</i></p>	<p>All organic terrestrial livestock production is land-based. The organic land does not have to be owned by the livestock manager but there must be a written agreement between the livestock enterprise manager and landowner, including the use of the land for grazing and the use of the land for spreading manure.</p>
<p><b>NI 3.6.3 Managing pasture and ranges</b>            You must manage your stock and keep their stocking density low enough to prevent:</p> <ul style="list-style-type: none"> <li>a) poaching of the soil</li> <li>b) over-grazing of vegetation</li> <li>c) the application of more than 170kg of nitrogen/ha/year, and</li> <li>d) pollution.</li> </ul> <p style="text-align: right;"><i>(EC) 2018/848 Annex II Part II (1.6.6) (1.7.4)</i>  <i>(EC) 2018/848 Annex II Part I(1.9.4)</i></p>	<p>You must be able to demonstrate how you manage pasture and outdoor ranges to prevent poaching and over-grazing. This could include a rotation plan. Refer to standard 3.6.4 to calculate the maximum stocking rate.</p> <p>The amount of nitrogen in livestock manure that is applied to your farm includes manure applied directly by grazing animals and by spreading. This must be calculated over a calendar year (i.e. a year beginning 1 January). The 170kg of nitrogen/ha is the ‘loading limit’ and is averaged over the farmed area of the organic unit.</p>

### NI 3.6.4 Stocking densities

To comply with the 170kg of nitrogen/ha/year limit you must not exceed the following stocking densities.


(EC) 2018/848 Annex II Part II (1.6.7)


Defra have produced the following guidance for stocking densities for the UK.


The table below has been taken from Nitrate Vulnerable Zones (NVZs) guidelines.

Livestock type	Category	Maximum stocking rate per hectare
<b>Pigs</b>	7kg < 13 kg	170
	13kg < 31kg	40
	31kg < 66kg	22
	66kg > intended for slaughter	16
	Breeding sow before first litter	15
	Sow with litter up to 7kg	9
	Breeding boar 66kg - 150kg	14
	Breeding boar >150kg	10
	<b>Cattle</b>	Calves up to 2 months
Dairy cows 2 months to <12 months		5
Dairy cows 12 months to first calf		3
Dairy cows after first calf		2
Beef cows or steers 2 months <12mths		5
Beef cows or steers 12 months <24mths		3
Beef cows or steers from 24 months for slaughter		3
Females from 24 months for breeding, < 500kg		3
Females from 24 months for breeding, > 500kg		2
Bulls, non-breeding >2mths		3
Bulls for breeding, 2mths <24 months		3
Bulls for breeding >24 months		4
<b>Sheep</b>		6 months – 9 months
	From 9 months to first lambing, tuppung or slaughter	121
	After lambing or tuppung <60kg.	22
	After lambing or tuppung >60kg.	14
<b>Goats</b>		11
<b>Deer</b>	Breeding	11

		Other	14
	<b>Horses</b>		8
	<b>Poultry</b>	Layers <17 weeks	800
		Layers >17 weeks*	320*
		Broilers	510
		Breeding stock <25 weeks	590
		Breeding stock >25 weeks	240
		Male turkey	140
		Female turkey	190
		Ducks	230
	* Figures assume 80% of excreta are deposited in buildings		
<b>Standards</b>		<b>Guidance</b>	
<p><b>NI 3.6.5 Protecting your stock</b>          You must provide sufficient protection for your stock against predation and rain, wind, sun and extreme temperatures, depending on local conditions and breed.  <i>(EC) 2018/848 Annex II Part II(1.7.2)(1.6.2)(1.9.2.2.)(a)</i>  <i>(EC) 2020/464 Art. 12(2)</i></p>		<p>You must be able to demonstrate what measures you have in place and how you monitor that they are effective. For example, monitoring mortality rates from predation, exposure, sunburn, heat exhaustion, use of range, condition of livestock etc.</p> <p>Shade provision should allow animals to reduce at least 30 - 50% of their total heat load and can be natural or artificial. Natural shade, such as trees, is often more effective due to the cooling effect of the water evaporation. Pigs will also need wallows over the summer months to protect against the heat and the sun. Shelter can be natural or artificial as long as it provides effective protection against prevailing conditions.</p> <p>Examples of protection could include, as appropriate:</p> <ul style="list-style-type: none"> <li>• Trees, hedges</li> <li>• Rocks, ridges</li> <li>• Scrub, tussocks</li> <li>• Drystone walls</li> <li>• Brashings</li> <li>• Field shelters</li> <li>• Bales</li> <li>• Buildings</li> <li>• Long grass</li> <li>• Wallows</li> </ul>	

	<p> Extremes of temperature will limit the productivity of an animal as well as potentially compromising its welfare. Providing cattle, sheep, pigs and goats with shade and shelter at pasture gives them the opportunity to minimise the effects of heat stress and inclement weather conditions, which can lead to:</p> <ul style="list-style-type: none"> <li>• better food conversion and growth rates</li> <li>• better survival rates of young animals</li> <li>• increased pasture growth and utilisation, with animals spread out to graze and ruminant.</li> </ul>
<p><b>NI 3.6.6 Grazing your organic stock on common land</b></p> <p>1. You may graze your organic animals on common land only if:</p> <ol style="list-style-type: none"> <li>a) you can show that the land has not been treated with any products which are not permitted in these organic standards for at least three years</li> <li>b) any non-organic stock which graze the land come from a farming system equivalent to those described in Articles 23, 25, 28, 30, 31 and 34 of Regulation (EU) No 1305/2013</li> <li>c) you can show that there is adequate segregation from non-organic animals that use the land if you wish to sell their products as organic.</li> </ol> <p>2. You must keep records of the use of this provision. <i>(EC) 2018/848 Annex II Part II(1.4.2.2.1)</i></p>	<p>In NI common land is registered with the National Register of Common Land. If the common land is not officially registered you will have to add the land to your licence and put it through a 24 month conversion period.</p> <p>We regard common land differently from organic and list it as a separate category on your licence.</p> <p>Examples of adequate segregation can include, but are not limited to:</p> <ul style="list-style-type: none"> <li>• clearly hefted animals</li> <li>• clear identification, i.e. ear tags</li> <li>• methods to avoid access to non-organic feed</li> <li>• separate handling and treatment.</li> </ul>

<p><b>NI 3.6.7 Grazing non-organic land during transhumance</b></p> <ol style="list-style-type: none"> <li>1. During the period of transhumance animals may graze non-organic land when they are being moved on foot from one grazing area to another, provided they are kept separate from other animals.</li> <li>2. The uptake of non-organic feed, in the form of grass and other vegetation which the animals graze during this period must not exceed: <ol style="list-style-type: none"> <li>a) 35 days covering both the outward and return journeys and</li> <li>b) a maximum of 10 % of the total feed ration per year, calculated as a percentage of the dry matter of feedstuffs of agricultural origin.</li> </ol> </li> <li>3. You must keep records of the use of this provision. <i>(EC) 2018/848 Annex II Part II(1.4.2.2.2)</i></li> </ol>	<p> Records of transhumance</p>
<p><b>NI 3.6.8 Exceptional rules on access to organic grazing due to Catastrophic circumstances</b></p> <ol style="list-style-type: none"> <li>1. In exceptional circumstances due to a catastrophic event when your livestock production unit is affected, the competent authority may authorise adaption to the rules on organic grazing requirements detailed in these standards.</li> <li>2. Upon approval by the competent authority, you must keep documentary evidence of the use of this exception <i>(EC) 2018/848 art. 22</i> <i>(EC) 2020/2146 art. 3(4)</i></li> </ol>	<p>Please refer to standard 1.6.4 for more detailed rules on catastrophic events.</p> <p>Your certification officer can submit a request to the competent authority on your behalf. This permission needs to be in place before any action takes place.</p>

NI 3.7 Standards for pigs' outdoor access	
Standards	Guidance
<p><b>NI 3.7.1 Rooting and dunging area provision</b>            The outdoor area for pigs must allow your pigs to dung and root. For the purposes of rooting different substrates can be used.  <i>(EC) 2018/848 Annex II Part II(1.9.3.2)(f)</i></p>	<p>Pigs must be able to root and dung even when they are housed. Any outdoor area must provide enough material for all pigs to use whenever they want. Suitable rooting substrates include straw or green fodder (hay, grass, silage, alfalfa, etc.), wood shavings etc. Suitable substrate must allow the pigs to root using their snout and it must be regularly renewed, as pigs will normally lose interest in rooting material that is soiled with faeces. Frequent replacement with novel materials (e.g. that include fresh loose grains/seeds) will encourage greater rooting.</p> <p>Manipulation and exploration of enrichment material with the mouth and snout is a good  indicator that your substrate provision is suitable. Your inspector may use the 'enrichment use' measure to determine whether you meet this standard.</p> <p>For more information on providing enrichment see the Agriculture and Horticulture Development Board (AHDB) Pork <a href="#">website</a>.</p>
<p><b>3.7.2 Quality of outdoor area</b>            The outdoor area must be attractive to pigs. It must provide an outdoor climate and have access to shelters to allow pigs to regulate their body temperature. Where possible, preference must be given to fields with trees or forests. <i>(EC) 2020/464 Art. 12(1)</i></p>	

## NI 3.8 Housing livestock

### What is this chapter about?

This section includes the standards on how organic animals are housed. See also the respective species specific sections for the additional standards that apply for those species. Organic farming aims to ensure that the specific behavioural needs of animals are met. Housing conditions should provide enough light, space, comfort and sufficient space to allow ample freedom of movement and room for animals to express their natural behaviours.

Standards	Guidance
<p><b>NI 3.8.1 Keeping livestock outdoors</b> You do not have to provide housing for your livestock if the climate and soil type in your area is suitable for your animals to live outdoors. In such cases, animals shall have access to shelters or shady areas to protect them from adverse weather conditions. <i>(EC) 2018/848 Annex II Part II(1.6.2)</i></p>	<p>You must provide housing for your animals if you cannot provide adequate shelter and there are not suitable ground conditions outside all year.</p> <p>You may use woodchip corrals or stand-off pads. Seek specialist, professional advice to ensure they meet the relevant statutory environmental requirements. As they are classed as housing, the stocking densities used must meet the requirements set out in standard 3.8.6.</p>
<p><b>NI 3.8.2 Providing suitable housing</b></p> <ol style="list-style-type: none"><li>1. Housing must provide the insulation, heating and ventilation necessary to ensure that air circulation, dust levels, temperature, humidity and gas concentrations are kept within limits which ensure the wellbeing of the animals.</li><li>2. Housing must permit plentiful natural ventilation and light to enter. <i>(EC) 2018/848 Annex II Part II(1.6.1)</i></li></ol>	<p>Monitor your livestock to ensure that the housing conditions are suitable. Respiratory illnesses, for example coughing and eye and nasal discharge, may indicate a problem. At inspection we may measure environmental parameters such as ammonia and dust levels and use welfare outcome measures to assess the suitability of your housing e.g. the number of pneumonia treatments required.</p>
<p><b>NI 3.8.3 Animals must be able to move freely</b></p> <ol style="list-style-type: none"><li>1. All animals must be able to move freely.</li><li>2. Tethering or isolation of livestock shall be prohibited, except in relation to individual animals for a limited period and insofar as this is justified for veterinary reasons. In this case livestock must be kept in spaces with a solid floor, provided with appropriate bedding and be able to turn easily and lie down full length. The isolation of livestock may only be authorised, and only for a limited period, where workers' safety is compromised or for animal welfare reasons. Competent authorities may authorise the tethering of cattle in farms with a maximum of 50 animals (excluding young stock) where it is not possible to keep the cattle in groups appropriate to their behaviour requirements, provided they have</li></ol>	<p>If you house any breeding bulls in bull pens for specific reasons such as health and safety or animal welfare, and they are physically separate from other animals, you must keep them in sight of other animals in order to meet this standard.</p>

<p>access to pastures during the grazing period, and have access to open air areas at least twice a week when grazing is not possible.</p> <p>3. Cages, boxes and flat decks to raise livestock shall not be used for any livestock species.</p> <p style="text-align: right;"><i>(EC) 2018/848 Annex II Part II(1.6.3)(1.7.5)</i></p>	
<p><b>NI 3.8.4 Stocking density</b></p> <p>1. The stocking density in your animal housing must provide for:</p> <ol style="list-style-type: none"> <li>a) the comfort and well-being of your animals</li> <li>b) species-specific and behavioural needs, which will depend on their breed, sex, age and the size of the group, and</li> <li>c) the animals' welfare by providing sufficient space to stand naturally, lie down easily, turn round, groom themselves, to assume all natural postures and make all natural movements such as stretching and wing flapping.</li> </ol> <p style="text-align: right;"><i>(EC) 2018/848 Annex II Part II(1.6.3)(1.7.2)</i></p>	<p>The minimum stocking densities are set out in standards 3.8.6, 3.8.7 and 3.8.8 Consider your specific animals' needs when setting the stocking rates. For example if you are keeping horned cattle together, you should provide extra lying and feeding space.</p> <p>The welfare of your animals will be assessed at inspection and your inspector may use the following welfare outcome measures to inform the decision on your compliance with this standard:</p> <p><b>Pigs</b> Body marks and lesions on pigs can be caused by keeping them at the wrong stocking density. Wounds of the head and shoulder are associated with fights for social rank, particularly in a restrictive environment that limits effective dispersal and the display of appropriate submissive behaviour.</p> <p><b>Cattle</b> The identification of swellings and lesions on cattle can indicate obstructions in walkways and a lack of space for free movement.</p> <p>If you use cubicles to house your cattle, you must be able to demonstrate that you have sufficient number and size of cubicles to meet each individual cow's needs. We would expect you to have at least 5% more functioning cubicles than the number of cows in the herd to ensure the cows can always find a cubicle to lie down in, away from conflict and bullying. The size of your cubicles must be suitable for the size, shape and weight of all your cattle.</p> <p>Follow this link for guidelines for <a href="#">cubicle dimensions</a>.</p>

### NI 3.8.5 Floor space and resting area for mammals

1. At least half the housing for mammal species must be a comfortable clean and dry resting/lying area, which is solid and not slippery, slatted or uneven, and must not be of grid construction.
2. The resting/lying area must have ample dry bedding.
3. The bedding must comprise of straw or other suitable natural material and may be enriched with mineral products listed in standard 2.5.2.

*(EC) 2018/848 Annex II Part II(1.7.2) (1.9.1.2)(a)(1.9.1.2)(b)*

*(EC) 2020/464 Chapter II I Art. 4*

*(EC) 2020/464 Chapter II 3 Art. 11*

Natural materials used on the bedding must not have been treated with prohibited materials or substances which would prevent them from being applied to organic land.

Examples of suitable bedding material are:

- natural materials such as bean haulm, bracken or rushes
- sawdust and wood shavings (from untreated wood only)
- sand
- non-organic straw.

If you use cubicles in your cattle housing, you must make sure they are comfortable and clean. If you are using rubber mats, mattresses, water beds or other cushioned materials, these on their own are not regarded as sufficient natural bedding material.

The welfare of your animals will be assessed at inspection. Your Inspector will use the following welfare outcomes measures to indicate whether you are meeting this standard:

- cattle: cleanliness, hair loss, lesions and swellings
- pigs: manure on the body and leg swellings
- sheep: fleece loss and dirtiness.

Lameness can be caused by animals slipping over and could demonstrate that the floor surface you are providing is slippery or damaging to feet. Slurry build up can cause foot problems.

Standards			Guidance
<b>NI 3.8.6 Minimum housing area for cattle</b> 1. When housing your animals you must give them at least the following space:			
Class of animal	Minimum indoor space m <sup>2</sup> per head (net area available to animals)	Additional area required m <sup>2</sup> per head * (indoors or outdoors, excluding pasture)	Total m <sup>2</sup> per head
<b>Breeding and fattening cattle:</b>			
Up to 100 kg	1.5	1.1	2.6
Up to 200 kg	2.5	1.9	4.4
Up to 350 kg	4.0	3.0	7.0
Over 350 kg	5.0 with a minimum of 1m <sup>2</sup> /100kg	3.7 with a minimum of 0.75m <sup>2</sup> /100kg	8.7 with a minimum of 1.75m <sup>2</sup> /100kg
<b>Dairy cows</b>	6.0	4.5	10.5
<b>Bulls for breeding</b>	10	30*	40
	When a bull is fully mature and used for breeding then the space allowance for 'Bulls for breeding' should be applied, if they are adolescent bulls, not yet at maturity the space requirements for 'breeding and fattening cattle' should be applied for all the animals in the group. If mature bulls are housed within a group made up of different ages or types e.g. Cows or adolescent bulls, then the space calculation should be made for the other cattle in the group with the additional space for the bull. *The additional area for bulls is not required if the bull is temporarily being run with cows provided the additional area is provided for all other animals within the group. Open air areas may be partially covered.		
2. Open air areas may be partially covered. 3. You do not need to provide the outdoor exercise area during the winter months provided that the winter-housing system allows freedom of movement and the livestock have access to pasture during the grazing period.			
(EC) 2018/848 Annex II Part II(1.6.4)(1.6.5) (EC) 2020/464 Annex I Part I(1)			

Standards				Guidance
<b>NI 3.8.7 Minimum housing area for sheep and goats</b>				
1. When housing your animals you must give them at least the following space:				
Class of animal	Lying area or indoor area m <sup>2</sup> per head	Outdoor exercise area required m <sup>2</sup> per head (Excluding pasture)	Total m <sup>2</sup> per head	
Sheep/goat	1.5	2.5	4	
Lamb/kid	0.35	0.5	0.85	
2. You do not need to provide the outdoor exercise area during the winter months provided that the winter-housing system allows freedom of movement and the livestock have access to pasture during the grazing period.				
3. Open air areas may be partially covered.				
<i>(EC) 2018/848 Annex II Part II (1.6.4) (1.6.5) (1.7.3) (1.9.1.1) (d)</i> <i>EC) 2020/464 Annex I Part I (2)</i>				
<b>NI 3.8.8 Minimum housing area for pigs</b>				
1. When housing your animals you must give them at least the following space:				
Class of animal	Lying area or indoor area m <sup>2</sup> per head	Outdoor exercise area required m <sup>2</sup> per head (Excluding pasture)	Total m <sup>2</sup> per head	
Farrowing sows with piglets until weaning	7.5	2.5	10	
<b>Fattening pigs</b>				
Not more than 35kg	0.6	0.4	1.0	
More than 35kg but not more than 50 kg	0.8	0.6	1.4	
More than 50kg but not more than 85kg	1.1	0.8	1.9	
More than 85kg but not more than 110 kg	1.3	1.0	2.3	
More than 110kg	1.5	1.2	2.7	
<b>Breeding pigs</b>				
Sows	2.5	1.9	4.9	
Boars	6 If pens are used for natural service: 10m <sup>2</sup> /boar	8.0	14 If pens are used for natural service: 18 m <sup>2</sup> /boar	
2. Open air areas may be partially covered.				

3. At least half of the minimum surface of both the indoor area and the outdoor area laid down shall consist of a solid construction, that is to say, not of a slatted or grid construction.
4. You must always provide a bed made of straw or other suitable material large enough to ensure that all pigs in a pen can lie down at the same time in the most space-consuming way.
5. By way of derogation of point 3 holdings or production units with porcine animals in facilities built, refurbished or brought into use for organic production before 1st January 2022, and for which major reconstruction of external facilities is necessary to comply with the requirement on at least half of the surface of the outdoor area consisting of solid construction, shall comply with that Article as from 1 January 2030 at the latest.

*(EC) 2018/848 Annex II II (1.6.4)(1.6.5)(1.7.3)(1.9.1.1)(d)*

*(EC) 2020/464 Art. 11*

*(EC) 2020/464 Art. 26*

*EC) 2020/464 Annex I Part III*

Standards	Guidance																
<p><b>NI 3.8.9 Feed and water provision</b> Your livestock must always have easy access to feed and water. (EC) 2018/848 Annex II Part II(1.7.2)</p>	<p><b>Feed</b> For animals fed <i>ad lib</i> you must feed them in a way that minimises bullying. For animals not given continuous access to feed, you must provide adequate feed space to ensure that all animals can feed at the same time and to avoid competition and aggression. The following is a guide to providing adequate feeding space for different livestock species:</p> <p>Sheep</p> <ul style="list-style-type: none"> <li>When feeding concentrate, 45cm of trough space and when feeding hay and silage, approximately 12-15cm of trough space per ewe. The size of the animals and presence or absence of horns should be taken into account.</li> </ul> <p>Pigs</p> <ul style="list-style-type: none"> <li>Minimum trough space per pig when fed a rationed feed:</li> </ul> <table border="1" data-bbox="1003 619 1585 948"> <thead> <tr> <th>Weight of pig (kg)</th> <th>Trough space (cm)</th> </tr> </thead> <tbody> <tr> <td>5</td> <td>10</td> </tr> <tr> <td>10</td> <td>13</td> </tr> <tr> <td>15</td> <td>15</td> </tr> <tr> <td>35</td> <td>20</td> </tr> <tr> <td>60</td> <td>23</td> </tr> <tr> <td>90</td> <td>28</td> </tr> <tr> <td>120</td> <td>30</td> </tr> </tbody> </table> <p><b>Water</b> To ensure that all animals, including animals pre-weaning, have access to water at all times, you should carefully consider the height of drinkers so that you ensure all livestock can access the drinking point.</p> <p>The following is a guide to providing adequate water supply to different livestock species:</p> <p>Cattle</p> <ul style="list-style-type: none"> <li>There should be enough water available for at least 10% of housed cattle to drink at any one time.</li> </ul> <p>Pigs Where nipple drinkers are used, provide one drinker per ten pigs.</p> <p>Nipple drinkers should have the following minimal flow rates for various weights of pigs:</p>	Weight of pig (kg)	Trough space (cm)	5	10	10	13	15	15	35	20	60	23	90	28	120	30
Weight of pig (kg)	Trough space (cm)																
5	10																
10	13																
15	15																
35	20																
60	23																
90	28																
120	30																

	Weight of pig (kg)	Flow rate (ml/min)
	Newly weaned	300
	Up to 20kg	500-100
	20kg-40kg	1000-1500
	Finishing pigs up to 100kg	1000-1500
	Sows and gilts – pre-service and in-pig	2000
	Sows and gilts – in lactation	2000
	Boars	2000
	<ul style="list-style-type: none"> <li>Where troughs are used, provide 30cm of trough length per 10 pigs.</li> </ul> Your Inspector will use the guidelines for feed and water space given above, to determine whether you are meeting this standard.	
Standards	Guidance	
<p><b>NI 3.8.10 Managing your housing to prevent disease and injury</b> Your housing, pens, equipment and utensils must:</p> <ol style="list-style-type: none"> <li>be kept in a condition that is unlikely to cause your animals injury</li> <li>be properly cleaned and disinfected to prevent cross-infection and build-up of disease</li> <li>have faeces, urine and uneaten or spilt food removed as often as necessary to minimise smell and to avoid attracting insects or rodents.</li> </ol> <p style="text-align: right;"><i>(EC) 2018/848 Annex II Part II(1.5.1.1)(1.5.1.7)</i></p>	<p>Good hygiene in housing can reduce the prevalence of certain diseases such as scouring, pneumonia and watery mouth.</p> <p>The welfare of your animals will be assessed at inspection. Your inspector will use the following indicators to determine whether your housing may be causing injury to your animals:</p> <ul style="list-style-type: none"> <li><b>Cattle:</b> lameness, cleanliness, presence of broken tails, hair loss, lesions and swellings and mastitis records</li> <li><b>Sheep:</b> lameness, cleanliness and fleece loss</li> <li><b>Pigs:</b> lameness, body marks, lesions and leg swellings</li> <li><b>Broilers:</b> dirtiness, walking ability, hock burn, pododermatitis</li> <li><b>Laying hens:</b> feather loss, dirtiness.</li> </ul> <p>The condition of facilities (such as gates and feeders) will also be taken into account to determine if they are likely to cause injury.</p>	
<p><b>NI 3.8.11 Exceptional rules on housing livestock due to catastrophic circumstances.</b></p> <ol style="list-style-type: none"> <li>In exceptional circumstances due to a catastrophic event when your livestock production unit is affected the competent authority may authorise exceptions to the rules on the stocking density in buildings</li> </ol>	<p>Please refer to standard 1.6.4 for more detailed rules on catastrophic events.</p> <p>Your certification officer can submit a request to the competent authority on your behalf. This permission needs to be in place before any action takes place.</p>	

<p>and minimum surfaces for indoor and outdoor areas as described in the livestock production standards on housing livestock.</p> <p>2. Upon approval by the competent authority, you must keep documentary evidence of the use of this exception.</p> <p style="text-align: right;"><i>(EC) 2018/848 art. 22</i> <i>(EC) 2020/2146 art. 3(4)</i></p>	
---	--

<b>NI 3.9 Housing standards for pigs and cattle</b>	
<b>Standards</b>	<b>Guidance</b>
<p><b>NI 3.9.1 Housing pigs indoors</b></p> <p>1. If you need to house your pigs indoors you must keep your sows in groups, except in the last stages of pregnancy and during the suckling period, during which time the sow must be able to move freely in her pen. Her movement shall only be restricted for short periods.</p> <p>2. A few days before expected farrowing, sows must be provided with a quantity of straw or other suitable natural material sufficient to enable them to build nests.</p> <p style="text-align: right;"><i>(EC) 2018/848 Annex II Part II(1.7.2)(1.9.3.2)(d)(e)</i></p>	<p>You may still keep your sows in groups during the last stages of pregnancy and the suckling period.</p>
<p><b>NI 3.9.2 Farrowing crates are prohibited</b></p> <p>You must <b>not</b> use farrowing crates.</p> <p style="text-align: right;"><i>(EC) 2018/848 Annex II Part II(1.6.3)</i></p>	

<p><b>NI 3.9.3 Keeping piglets on flat decks or in cages is prohibited</b> You must <b>not</b> keep piglets on flat decks or in piglet cages. <i>(EC) 2018/848 Annex II Part II(1.6.8)</i></p>	
<p><b>NI 3.9.4 Keeping calves in individual pens</b> 1. You must not house calves in individual pens after they are 7 days old unless specifically required for veterinary reasons. 2. When a calf is treated individually for veterinary reasons, it shall be kept in spaces that have a solid floor and shall be provided with straw bedding. The calf must be able to turn around easily and to lie down comfortably at full length. <i>(EC) 2018/848 Annex II Part II(1.6.3)(1.7.5)(1.9.1.2)(c)(d)</i></p>	

## NI 3.10 Feeding livestock

### What is this chapter about?

The aim of these organic standards is to feed organic livestock grass, fodder or feedstuffs produced from the same organic farm, which meet the nutritional needs of the animals at every stage of their lives. This section includes how the nutritional needs of organic animals are met and includes which additives and minerals are permitted in organic feeds and the conditions of their use.

Standards	Guidance
<p><b>NI 3.10.1 Meeting the nutritional needs of your livestock</b> You must feed your livestock organic or in-conversion feed that meets their nutritional needs at all stages of their development. Restricted feeding shall not be permitted in livestock production unless justified for veterinary reasons.</p> <p style="text-align: right;"><i>(EC) 2018/848 Annex II Part II(1.4.1)(b)</i></p>	<p>Routine monitoring of your animals is necessary to check that their nutritional demands are being met at each stage of the production cycle. You can use a range of measures to assess the nutritional status of your animals, for example, body condition, cleanliness and diarrhoea, skin and coat condition, body weight and mortality (for lambs). If you would like more information and support on monitoring the welfare of your animals see our <a href="#">Advisory Support</a> pages or contact Producer Support or your Certification Officer.</p> <p>Young mammals must be fed sufficient colostrum and milk and only weaned after the minimum ages referred to in standard 3.10.09 and when they are taking in sufficient quantities of solid food.</p> <p>The welfare of your animals will be assessed at inspection and your inspector will use the welfare outcomes measures described above to determine whether you are meeting this standard.</p>
<p><b>NI 3.10.2 Force feeding is prohibited</b> You must not force feed your livestock. Your feeding practices must always respect the normal nutritional patterns for each species and the animals' welfare at each stage of the rearing process; force-feeding is forbidden.</p> <p style="text-align: right;"><i>(EC) 2018/848 Annex II Part II(1.4.1)(d)</i></p>	
<p><b>NI 3.10.3 Encouraging anaemia is prohibited</b> The keeping of livestock in conditions, or on a diet, which may encourage anaemia is prohibited.</p> <p style="text-align: right;"><i>(EC) 2018/848 Annex II Part II(1.4.1)(c)</i></p>	

### NI 3.10.4 Feeding organic and in-conversion feed

1. The diet of your organic and converting animals must be based on organic feed composed of feeding stuffs obtained primarily from your holding or from other organic or in-conversion holdings in the same region.
2. You may feed or graze your organic or converting livestock:
  - a) up to 100% in-conversion feed from your own holding and no more than 25% in-conversion feed, forage or grazing from another holding.
  - b) up to 20% of the total average amount of feed can be first year conversion perennial forage crops and protein crops, which must:
    - be sown under organic management on land in first year of conversion,
    - be part of the holding itself and,
    - not have been under organic production of that holding in the last five years.
3. When both in-conversion feed and first year conversion feed are being used, the total combined percentage used must not exceed the percentages in point a).
4. These percentages must be based on the annual dry matter intake of feedstuffs of plant origin.


*(EC) 2018/848 Art.6(m)*

*2018/848 Annex II Part II (1.4.1)(a)(b)(1.4.3.1)(1.4.3.2)*

In conversion feed (as defined in standard 2.1.5a) is feed grown on land that had completed one year of conversion before the crop was harvested. This one year of conversion can include any period recognised retrospectively as per standard 2.1.3.


Since 100% in-conversion from your own holding is currently permitted under point 2. a), point 3. is effectively redundant.


Pig and poultry enterprises can use first year in-conversion land after 6 months if the conditions in standard 3.1.6 have been met.

 Feed records


### NI 3.10.5 Feeding herbivores

1. Rearing systems for herbivores must be based on maximum use of grazing pasturage according to the availability of pastures in the different periods of the year. You must ensure for your herbivore species that:
  - a) At least 60% of their daily diet on a dry matter basis consists of fresh or dried fodder, roughage or silage, except during the period each year when the animals are under transhumance, and
  - b) At least 70% of their total diet comes from your own holding, or if this is not possible, feed produced in cooperation with other

 Feed records

<p>organic or in-conversion production units and feed operator using feed and feed material from the same region..</p> <p>2. A reduction to 50% for animals in dairy production for a maximum period of three months in early lactation is allowed.</p> <p><i>(EC) 2018/848 Annex II Part II 1.9.1.1)(a) e)(f)(1.9.2.1)(a)(e)</i></p>	
<p><b>NI 3.10.6 Feeding pigs and poultry</b></p> <p>For your pigs and poultry, you must ensure that:</p> <ul style="list-style-type: none"> <li>a) roughage, fresh or dried fodder or silage is added to their daily ration.</li> <li>b) at least 30% of their total diet comes from your own holding. Where this is not possible, you may use feed produced in the same region in cooperation with other organic farms or feed business operators.</li> </ul> <p><i>(EC) 2018/848 Annex II Part II(1.9.3.1)(a)(b)(1.9.4.2)(a)(b)</i></p>	<p>Roughage, fresh and dried fodder must be fed at all stages of production. When rearing poultry you can feed hay or alfalfa in hay nets. For more ideas on how to enrich chicken's diets with roughage see the <a href="#">FeatherWel website</a>.</p> <p>When animals are on pasture and able to forage and graze, no additional forage or roughage needs to be provided.</p> <p> Feed records</p>

<b>Guidance table on daily dry matter intakes (DMI)</b>			
<b>Lactating dairy cows</b>		<b>Growing beef cattle, beef suckler cows and dairy young stock</b>	
Weight (kg):	Daily DMI (kg)	Weight (kg):	Daily DMI @ 2.5% of live weight (kg)
400	14.0	100	2.50
450	15.75	150	3.75
500	17.5	200	5.00
550	19.25	250	6.25
600	21.0	300	7.50
650	22.75	350	8.75
700	24.5	400	10.00
750	26.25	450	11.25
Daily DMI has been calculated as 3.5% of live weight		Daily DMI has been calculated as 2.5% of live weight	
<b>Sheep and goats (all groups)</b>		<b>Pigs</b>	
Weight (kg)	Daily DMI @ 2% of live weight (kg)	Class	Average daily DMI (kg)
10	0.25	Sow + six piglets	4.50
20	0.50	plus each extra piglet	0.40
30	0.75	Gilts	2.60
40	1.00	Weaners at nine weeks	1.00
50	1.25	Weaners at 25 weeks	2.65
60	1.50		
70	1.75		
80	2.00		
Daily DMI has been calculated as 2% of live weight			
<b>Poultry</b>		<b>Daily DMI (kg)</b>	
Laying chickens	0.118		
Table chickens	0.077		
Turkeys	0.138		
Ducks and geese	0.150		

Standards	Guidance
<p><b>NI 3.10.7 Use of non-organic protein for pigs and poultry</b></p> <ol style="list-style-type: none"> <li>Where the competent authority has confirmed organic protein feed is not available in sufficient quantity, for pigs up to 35kg and young poultry, you may feed up to 5% non-organic specific protein compounds.</li> <li>This percentage must be calculated per period of 12 months on the dry matter of feed of agricultural origin.</li> <li>At your inspection you must have records to demonstrate that you have not fed more than 5% non-organic protein feed.</li> <li>This exemption will be in place until 31<sup>st</sup> December 2026. <i>(EC) 2018/848 Annex II Part II(1.9.3.1)(c)(1.9.4.2)(c)</i></li> </ol>	<p>If you are using a feed that is certified as suitable for organic production and it contains some non-organic ingredients, the feed mill will already have demonstrated that organic ingredients are not available. If you are mixing or blending your own feeds then you must demonstrate that suitable organic ingredients are not available.</p> <p> Feed records</p> <p>When the EU Commission reviews this exemption we will update this <a href="#">page</a>.</p> <p>In Northern Ireland, NICA have confirmed the term ‘young poultry’ should be taken to mean under 18 weeks old.</p>
<p><b>NI 3.10.8 Feeding young mammals</b></p> <ol style="list-style-type: none"> <li>Young mammals must be fed natural, organic milk, preferably maternal milk, for a minimum period of: <ol style="list-style-type: none"> <li>90 days for calves and foals</li> <li>45 days for lambs and kids</li> <li>40 days for piglets.</li> </ol> </li> </ol> <p>Milk replacers containing chemically synthesised components or components of plant origin must not be used during that period. <i>(EC) 2018/848 Annex II Part II(1.4.1)(g)</i> <i>(EC) 2020/464 Art. 2</i> <i>(EC) 2020/464 Art. 9</i></p>	<p>Maternal milk is milk from the mother; natural milk is from the glands of a mammal. Natural milk can come from other species provided that it meets the nutritional and health needs of the species you are feeding it to. Milk powder is considered as natural milk as long as it only contains milk powder.</p> <p>Milk powder containing vegetable oil and milk replacers is not considered as natural milk and therefore must be regarded as a concentrate for feed calculations during the minimum periods set out in this standard.</p> <p>You should have a plan in place to provide an organic source of colostrum. In an emergency you may feed non-organic milk replacer to young mammals until they are 72 hours old. However, if you feed them non-organic milk replacer for any longer they will lose their organic status.</p> <p>Proper care of youngstock is critical for their long-term health and survival. If a newborn is unable to suckle a bottle, or consume the full amount of colostrum, then a stomach tube should be used. This is a skilled technique which requires training to ensure the correct the placement of the tube. See how to safely tube a calf using the AHDB Colostrum Feeding video <a href="#">here</a> and guidance on tubing a lamb <a href="#">here</a>.</p>

<p><b>NI 3.10.9 Exceptional rules on feed due to catastrophic circumstances</b></p> <ol style="list-style-type: none"> <li>1. For the feeding of herbivores your competent authority may authorise, on a temporary basis, the reduction of the percentage, on a daily basis, of fresh or dried fodder, roughage or silage detailed in 3.10.5 provided that the animal’s nutritional requirements at the various stages of its development are met.</li> <li>2. Your competent authority may authorise on a temporary basis the use of non-organic feed under catastrophic circumstances when forage is lost or when restrictions are imposed.</li> <li>3. Upon approval by the competent authority you must keep documentary evidence of the use of this exception.</li> </ol> <p style="text-align: right;"><i>(EC) 2018/848 Art.22(2)(3)</i> <i>(EC) 2020/2146 Art.3(3)</i></p>	<p>Please refer to standard 1.6.4 for more detailed rules on catastrophic events.</p> <p>Your certification officer can submit a request to the competent authority on your behalf. This permission needs to be in place before any action takes place.</p>
<p><b>NI 3.10.10 Buying feed</b></p> <p>When you use commercial, compounded or blended feeds they must be licensed by an organic certification body and comply with organic standards.</p> <p style="text-align: right;"><i>(EC) 2018/848 Art. 1</i> <i>(EC) 2018/848 Art. 2</i> <i>(EC) 2018/848 Art 3.</i> <i>(EC) 2018/848 Annex I</i></p>	
<p><b>NI 3.10.11 Use of additional products and substances in feed and feed supplements</b></p> <ol style="list-style-type: none"> <li>1. You may only use the products and substances in standard 3.10.12 below if they are necessary to maintain animal health, welfare and vitality and to contribute to an appropriate diet which fulfils the physiological and behavioural needs of your animals, or if it is impossible to produce or preserve feed without them. Their use is subject to the specific conditions in the table.</li> <li>2. The products in the table below may only be used if they are authorised for your intended use in your country.</li> </ol> <p style="text-align: right;"><i>(EC) 2018/848 Art.24 (1) (a-f) (3)(e) (i) (ii) (iv)</i></p>	<p>You must be able to justify the use of additional feed products, supplements and substances. For example:</p> <ul style="list-style-type: none"> <li>• by forage or soil analysis that your home grown feeds are deficient,</li> <li>• with blood or tissue analysis, or details of previously identified deficiencies in your stock</li> <li>• referencing a known species specific nutritional need that cannot be met through feeding organic feed materials</li> <li>• where a positive welfare outcome will result from the inclusion of the additional feed product in the livestock’s ration</li> </ul> <p>The products you use should target the nutritional needs as closely as possible and must be used in compliance with the conditions set in the table below.</p>

(EC) 2018/848 Annex II Part V (2.3)  
 (EC) 20128/848 Art.9 (3)  
 (EC) 2018/848 Annex II Part II (1.4.1) (b) (i)  
 (EC) 2021/1165 Art (3) (4)  
 (EC) 2021/1165 Annex III

Mineral licks must be free from additives and ingredients not permitted in these standards. Contact your Certification Officer for more information on using mineral and feed blocks.

Boluses are acceptable if the components are listed in 3.10.12 with the exclusion of the metal ballast.

**(R)** Records of any feed supplements used

Your [livestock management plan](#) should include details of any additional feed products and supplements fed along with the reason for their use.

All products must also be authorised under [Regulation \(EC\) 1831/2003](#), with the exception of:

- organic feed materials of animal origin
- non-organic feed materials of plant or animal origin, or fermentation (by-products) from micro-organisms, the cells of which have been inactivated or killed
- feed materials of mineral origin
- products from sustainable fisheries
- non-organic spices, herbs and molasses

Standards (Guidance is shown against specific products and substances )

NI 3.10.12 Products and substances permitted for use in livestock feed

(EC) 2018/848 Art 24(1)(c) (d)  
 (EC) 2018/848 Annex II Part II (1.9.3.1)(c)(ii)  
 (EC) 2018/848 Annex II Part V(2.3)  
 (EC) 2018/848 Article 24(3)(e)(iv)  
 (EU)2021/1165 Art (3) (4)  
 (EC) 2021/1165 Annex III B  
 (EC) 2023/2229 Annex III

**Feed Material**

**Product or substance**

Organic feed materials of animal origin

**Conditions of use**

- There are restrictions on what animal by-products you can feed to different animal species. UK guidance is available [here](#)

Algal oil	<ul style="list-style-type: none"> <li>oil obtained by extraction from microalgae through fermentation</li> <li>growing medium for the fermentation process must not be of GMO origin and should be from organic raw materials, if available</li> </ul>
Non-organic feed materials of plant or animal origin, or fermentation (by-products) from micro-organisms, the cells of which have been inactivated or killed: a) <i>Saccharomyces cerevisiae</i> b) <i>Saccharomyces carlsbergensis</i>	<ul style="list-style-type: none"> <li>must be produced or prepared without chemical solvents; and</li> <li>only used as part of the non-organic feed allowance in compliance with standards 3.10.7 and 3.10.9.</li> </ul>
Yeasts	<ul style="list-style-type: none"> <li>When not available from organic production</li> </ul>
Single cell proteins from <i>Trichoderma viride</i> and <i>Aspergillus oryzae</i>	<ul style="list-style-type: none"> <li>only from non-GM strain and culture media</li> <li>not obtained from substrates with synthetic nitrogen sources</li> <li>obtained from substrates coming from organic production when used for ruminants and other herbivores</li> <li>when used, antifoaming agents shall be authorised for organic production</li> </ul>
Products from <i>Bacillus subtilis</i> rich in protein	<ul style="list-style-type: none"> <li>only from non-GM strain and culture media</li> <li>not obtained from substrates with synthetic nitrogen sources</li> <li>obtained from substrates coming from organic production when used for ruminants and other herbivores</li> <li>when used, antifoaming agents shall be authorised for organic production</li> </ul>
Yeast products	<ul style="list-style-type: none"> <li>When not available from organic production</li> </ul>
Propylene glycol; [1,2-propanediol]; [propane-1,2-diol]	<ul style="list-style-type: none"> <li>restricted to use in accordance with Commission Regulation (EU) 2020/354 as feed intended for particular nutritional purposes: reduction of the risk of ketosis on dairy cows, ewes and goats</li> <li>use restricted to selective application (only to individual animals in need and for a limited period)</li> <li>may only be used as “feed intended for particular nutritional purposes” defined in Article 3(2), point (o), of Regulation (EC) No 767/2009 for the reduction of the risk of ketosis in accordance with Part B, table entry “61”, of the Annex to Regulation (EU) 2020/354, including bolus formulation</li> <li>only for dairy cows, ewes and goats in need and for a limited period</li> </ul>
<b>Minerals</b>	
<b>Product or substance</b>	<b>Conditions of use</b>

Sodium	Sea salt Coarse rock salt Sodium chloride Sodium bicarbonate Sodium carbonate Sodium sulphate	<p>Calcium chloride and calcium propionate – conditions of use:</p> <ul style="list-style-type: none"> <li>• may only be used as “feed intended for particular nutritional purposes” defined in Article 3(2), point (o), of Regulation (EC) No 767/2009 for the reduction of the risk of milk fever and subclinical hypocalcaemia in accordance with Part B, table entry “60”, of the Annex to Commission Regulation (EU) 2020/354 (*), including bolus formulation</li> <li>• Calcium chloride when purified from naturally occurring brine, if available</li> <li>• only for dairy cows in need and for a limited period</li> </ul>
Potassium	Potassium chloride	
Calcium	Calcareous marine shells Maerl Lithotamn Calcium gluconate Calcium carbonate Calcium chloride Calcium stearate Calcium propionate	
Phosphorus	Defluorinated monocalcium phosphate Defluorinated dicalcium phosphate Monosodium phosphate Calcium magnesium phosphate Calcium sodium phosphate Monosodium phosphate Monodicalcium Phosphate	
Magnesium	Magnesium oxide (anhydrous magnesia) Magnesium sulphate Magnesium chloride Magnesium carbonate Magnesium phosphate	
<b>Preservatives</b>		
<b>Functional Group</b>	<b>Product or substance</b>	<b>Conditions of use</b>
E 200	Sorbic acid	
E 236	Formic acid	
E 237	Sodium formate	
E 260	Acetic acid	
E 270	Lactic acid	

E 280	Propionic acid	
E 330	Citric acid	
<b>Antioxidants</b>		
<b>ID no. or Functional Group</b>	<b>Product or substance</b>	<b>Conditions of use</b>
1b306(i)	Tocopherol extracts from vegetable oils	
1b306(ii)	Tocopherol-rich extracts from vegetable oils (delta rich)	
<b>Emulsifier, thickener and gelling agents</b>		
<b>ID no. or functional group</b>	<b>Product or substance</b>	<b>Conditions of use</b>
E415	Xanthan gum	
E412	Guar gum	
<u>1c322, 1c322i</u>	<u>Lecithins</u>	<ul style="list-style-type: none"> <li>• derived from organic raw material</li> <li>• from 1 January 2027, only from organic production</li> </ul>
<b>Binders and anti-caking agents</b>		
<b>ID no. or Functional Group</b>	<b>Product or substance</b>	<b>Conditions of use</b>
E 535	Sodium ferrocyanide	<ul style="list-style-type: none"> <li>• Maximum content 20 mg/kg NaCl calculated as ferrocyanide anion</li> </ul>
E 551b	Colloidal silica	
E 551c	Kieselguhr (diatomaceous earth, purified)	
1m558i	Bentonite	
E 559	Kaolinitic clays, free of asbestos	
E 560	Natural mixtures of stearites and chlorite	
E 561	Vermiculite	
E 562	Sepiolite	
E563	Sepiolitic Clay	
E 566	Natrolite-Phonolite	
1g568	Clinoptilolite of sedimentary origin	
1g599	Illite-montmorillonite-kaolinite	
E 599	Perlite	
<b>Silage additives</b>		
<b>ID no.</b>	<b>Product or substance</b>	<b>Conditions of use</b>
1k	Enzymes, micro-organisms	Use restricted to production of silage when weather conditions do not allow for adequate fermentation.
1k236	Formic acid	

1k237	Sodium formate	The use of formic, propionic acid and their sodium salts in the production of silage shall only be permitted when weather conditions do not allow for adequate fermentation.
1k280	Propionic acid	
1k281	Sodium propionate	

#### Substances for reduction of the contamination of feed by mycotoxins

ID no.	Product or substance	Condition of use
1m558	Bentonite	

#### Sensory additives

ID no.	Product or substance	Conditions of use
2b	Flavouring compounds	Only extracts from agricultural products, including Chestnut extract ( <i>Castanea sativa</i> Mill.).

#### Nutritional additives

ID no.	Product or substance	Conditions of use
3a	Vitamins and provitamins	<ul style="list-style-type: none"> <li>• Only if derived from agricultural products, or</li> <li>• If synthetic vitamins are used only those identical to vitamins derived from agricultural products may be used for monogastric and aquaculture animals</li> </ul> <p>Only synthetic vitamins A, D and E if identical to vitamins derived from agricultural products may be used for ruminants. Their use is subject to approval by the Member State. If you want to make use of this provision, you must justify why you need to use these vitamins. In the UK this must be approved by the competent authority.</p>
3a920	Betaine anhydrous	<ul style="list-style-type: none"> <li>• Only for monogastric animals.</li> <li>• From organic production; if not available, from natural origin.</li> </ul>

#### Trace elements

ID no. or Functional Group	Product or Substance	Conditions of use
E1 Iron		
3b101	Iron(II) carbonate (siderite)	
3b103	Iron(II) sulphate monohydrate	
3b104	Iron(II) sulphate heptahydrate	

3b105	<u>Iron (II) fumarate</u>	<ul style="list-style-type: none"> <li>• may only be used as “feed intended for particular nutritional purposes” defined in Article 3(2), point (o), of Regulation (EC) No 767/2009 for compensation of insufficient iron availability after birth in accordance with Part B, table entry “64”, of the Annex to Regulation (EU) 2020/354</li> <li>• only for suckling piglets in need and for a limited period’</li> </ul> <p>From organic soy production, if available</p>
3b107	Iron(II) chelate of protein hydrolysates	<ul style="list-style-type: none"> <li>• may only be used as “feed intended for particular nutritional purposes” defined in Article 3(2), point (o), of Regulation (EC) No 767/2009 for compensation of insufficient iron availability after birth in accordance with Part B, table entry “64”, of the Annex to Regulation (EU) 2020/354</li> </ul>
Eb110	Iron dextran 10%	<ul style="list-style-type: none"> <li>• growing medium for the fermentation process for dextran shall be of non-GMO origin</li> <li>• only for suckling piglets in need and for a limited period</li> </ul>
3b201	Potassium iodide	
3b202	Calcium iodate, anhydrous	
3b203	Coated granulated calcium iodate anhydrous	
3b301	Cobalt(II) acetate tetrahydrate	
3b302	Cobalt(II) carbonate	
3b303	Cobalt(II) carbonate hydroxide (2:3) monohydrate	
3b304	Coated granulated cobalt(II) carbonate	
3b305	Cobalt(II) sulphate heptahydrate	

3b402	Copper(II) carbonate dihydroxy monohydrate	
3b404	Copper(II) oxide	
3b405	Copper(II) sulphate, pentahydrate	
3b407	Copper (II) chelate of protein hydrolysates	From organic soy production, if available
3b409	Dicopper chloride trihydroxide (TBCC)	
3b502	Manganese(II) oxide	
3b503	Manganous sulfate, monohydrate	
3b505	Manganese chelates of protein hydrolysates	From organic soy production, if available
3b603	Zinc oxide	
3b604	Zinc sulphate heptahydrate	
3b605	Zinc sulphate monohydrate	
3b609	Zinc chloride hydroxide monohydrate (TBZC)	
3b612	Zinc chelate of protein hydrolysates	From organic soy production, if available
3b701	Sodium molybdate dihydrate	
3b801	Sodium selenite	
3b802	Coated granulated selenite	
3b810, 3b810i, 3b811, 3b812, 3b813 and 3b817	Selenised yeast, <i>Saccharomyces cerevisiae</i> (CNCM I-3060, NCYC R397, CNCM I-3399, NCYC R646, NCYC R645) inactivated	
<b>Zootechnical additives</b>		
<b>ID no. or Functional Group</b>	<b>Product or substance</b>	<b>Conditions of use</b>

4a, 4b, 4c and 4d	Enzymes and micro-organisms in the category of “Zootechnical additives”	
<b>Product or substance</b>		<b>Conditions of use</b>
Products from sustainable fisheries,		<ul style="list-style-type: none"> <li>only when they are produced without chemical solvents</li> <li>their use is restricted to non-herbivores</li> <li>the use of fish protein hydrolysate is restricted solely to young animals</li> </ul>
		<b>Guidance</b>
		The source must be independently certified as sustainable, such as by the Marine Stewardship Council.
Non-organic spices, herbs and molasses provided that:		<ul style="list-style-type: none"> <li>only when organic is not available</li> <li>must be produced or prepared without chemical solvents, and</li> <li>use is limited to 1% of the feed ration of a given species calculated as a percentage of the dry matter of feed from agricultural origin</li> </ul>
		<b>Guidance</b>
		If you use non-organic spices, herbs or molasses you must demonstrate that the organic form is not available.
<b>Processing aids</b>		
<b>Product or substance</b>		<b>Conditions of use</b>
Ethanol		<ul style="list-style-type: none"> <li>to be used only as extraction solvent for the production of protein meals and only when protein meals from mechanical extraction are not available in sufficient quantities</li> <li>only from fermentation if available</li> <li>only from organic production if available</li> </ul>
		<b>Guidance</b>
<b>Standards</b>		
NI 3.10.13 Synthetic amino-acids You must not use synthetic amino-acids.		
	(EC) 2018/848 Annex II Part II(1.4.4)(f)	

## NI 3.11 Transporting and handling your animals

### What is this chapter about?

This section contains standards on transporting and handling organic animals.

Standards	Guidance
<p><b>NI 3.11.1 Transport and handling</b></p> <ol style="list-style-type: none"><li>1. You must minimise any stress and suffering during handling and transport.</li><li>2. The duration of transport must be minimised.</li><li>3. You must comply with the rules on transport of animals as set out in regulation (EC)1/2005</li><li>4. You must not tranquilise any of your livestock before or during transport.</li></ol> <p><i>(EC) 20128/848 Annex II Part II(1.7.7)</i> <i>(EC) 20128/848 Annex II Part II(1.7.6)</i> <i>(EC) 2018/848 Annex II Part II(1.7.11)</i></p>	<p>The welfare of animals in transport is the responsibility of both those sending and receiving the livestock. Animal transport needs to be planned and managed to ensure livestock are not caused unnecessary distress or discomfort. The transport and handling of livestock needs to be kept to a minimum.</p> <p>Transporting ill or injured animals is likely to cause unnecessary stress and suffering. You should avoid transporting these animals where possible.</p> <p>Animals should be able to bear weight on all four legs without pain and be able to walk onto the vehicle unaided. If a cow needs shackles to stand or walk, it is not fit for transport.</p> <p><b>I</b> Transporting very young and heavily pregnant animals is likely to cause unnecessary stress. To minimise stress, avoid transporting the following animals:</p> <ul style="list-style-type: none"><li>• Cattle over 6 months in-calf (65% of gestation period)</li><li>• Ewes over 3 months in-lamb (65% of gestation period)</li><li>• Calves under one-month old, or under 12 weeks old without dams</li><li>• Lambs and kids under 45 days old without ewes or nannies</li></ul> <p><b>Unnecessary long-distance travel is prohibited.</b></p> <p>Journey times must be kept to a minimum. Any long journeys, defined as being over 8 hours as calculated from first animal loaded to last unloaded, must be justified.</p> <p>The export or other unnecessary long-distance transport of organic animals is not compliant with this standard. For example, you cannot transport organic animals long distances for slaughter when a suitable slaughter facility is available closer to your farm.</p> <p>Aim to source and sell your organic animals locally. On our website you can advertise and view organic certified <a href="#">stock</a> and local certified <a href="#">abattoirs</a>. If there are no organically certified abattoirs in your area, you can add a local abattoir to your licence through our local abattoir scheme.</p>



If you sell livestock either through a market or directly, do everything you can to ensure that they are not sent for export out of the UK and/or are then raised in intensive systems. We are particularly concerned about the long distance transport and sale of calves into continental-style veal systems which have been shown to deliver poor animal welfare. For information on this issue see the Beyond Calf Exports Stakeholders forum website [here](#).

### **Livestock markets**

To minimise stress and handling of livestock you should aim to sell or source livestock directly with farmers rather than through a livestock market. If you have no option but to use a livestock market, the handling, care and welfare of the livestock is the responsibility of the livestock owner. The livestock owner is responsible for ensuring organic standards are met, for example by ensuring that animals are fed organic feed while at market.

The welfare of animals at transport is protected by law. Information on the legal requirements in the UK can be found [here](#).

The main legislation that governs animal welfare at shows and markets includes the:



- *Animal Welfare Act 2006*
- *Welfare of Animals at Markets Order 1990 (WAMO)*
- *Welfare of Animals at Markets (Amendment) Order 1993*
- *Welfare of Horses at Markets (and Other Places of Sale) Order 1990 (WHAMOPSO)*
- *Welfare of Animals (Transport) (England) Order 2006*

The owners and keepers of livestock, including persons with temporary responsibility, such as market operators are responsible for safeguarding animal welfare.

WAMO is enforced by local authorities who identify problems at markets and Animal and Plant Health Agency officials who regularly visit and inspect markets.

**NI 3.11.2 Use of electric goads is prohibited**

Loading and unloading animals must be carried out without the use of any type of electrical stimulation to coerce the animals.

*(EC) 2018/848 Annex II Part II(1.7.11)*

Loading and unloading is the most common circumstance where electrical stimulation is used to coerce animals. In NI the competent authority has confirmed that the use of electric stimulation at any stage of organic production is prohibited.

## NI 3.12 Standards for poultry

### What is this chapter about?

This section contains all the poultry specific standards for organic poultry production that you must comply with together with the general livestock standards.

Standards	Guidance
<p><b>NI 3.12.1 Keeping poultry in cages is prohibited</b> You must <b>not</b> keep poultry in cages. <i>(EC) 848 Annex II Part II(1.6.8)</i></p>	
<p><b>NI 3.12.2 Number of birds permitted in each flock</b> Each flock must not contain more than:</p> <ul style="list-style-type: none"><li>a) 3,000 birds for laying hens or breeder chickens</li><li>h) 10,000 pullets</li><li>i) 4,800 birds for meat chickens</li><li>j) 5,200 birds for guinea fowl</li><li>k) 4,000 birds for female ducks or poulardes</li><li>l) 3,200 birds for male ducks</li><li>m) 2,500 birds for capons, geese or turkeys.</li></ul> <p><i>(EC) 2018/848 Annex II Part II(1.9.4.4)</i> <i>(EC) 2020/464 Art. 13</i> <i>(EC) 2020/464 Art. 15(3)</i></p>	<p>A 'flock' means a group of birds that are kept together not mixing with other poultry species, and with their own dedicated indoor and outdoor areas.</p>
<p><b>NI 3.12.3 Separation between flocks</b></p> <ol style="list-style-type: none"><li>1. You may subdivide your house into compartments provided that each flock has its own compartment and separate outdoor area.</li><li>2. Compartments and separation of outdoor areas must ensure that contact with other flocks is restricted and that birds from different flocks cannot mix inside or outside the poultry house.</li><li>3. For all chickens (<i>Gallus gallus</i>), i.e. breeders, pullets, laying hens, brother roosters and meat chickens, and all laying poultry of other species compartments must be separated by solid partitions or semi-closed partitions, nets or meshes.</li><li>4. For other poultry species for meat production, compartments must be separated by solid partitions that ensure a complete physical separation from the floor to the roof.</li></ol> <p><i>(EC) 2020/464 Art. 15(3)</i> <i>(EC) 2020/464 Art. 16(2)</i></p>	

Standards	Guidance
<p><b>NI 3.12.4 Maximum permitted area for meat birds</b></p> <p>The total usable area of poultry houses for meat production on any single unit must not exceed 1,600 m<sup>2</sup>. However, you may provide an additional usable area of housing provided that:</p> <ul style="list-style-type: none"> <li>a) it is not taken into account when calculating stocking density</li> <li>b) it meets the pop-hole requirements for verandas in standards 3.12.12 and 3.12.13.</li> </ul> <p style="text-align: right;"><i>(EC) 2020/464 Art. 15(2)</i></p>	<p>The usable area includes all covered areas where the animals have full access 24 hours a day.</p>
<p><b>NI 3.12.5 Floor area for poultry</b></p> <p>At least 1/3 of the floor area of your poultry housing must be solid, that is, not of slatted or grid construction.</p> <p style="text-align: right;"><i>(EC) 2018/848 Annex II Part II(1.9.4.4)</i></p>	
Standards	Guidance
<p><b>NI 3.12.6 Housing requirements for all poultry species</b></p> <p>The buildings for all poultry species must meet the following conditions:</p> <p style="text-align: right;"><i>(EC) 2018/848 Annex II Part II(1.9.4.4)</i> <i>(EC) 2020/464 Annex I Part IV</i> <i>(EC) 2020/464 Art. 15 (5)</i> <i>(EC) 2020/464 Art. 15(2)(</i></p>	<p>When calculating the internal stocking rate you must exclude the area taken up by nest boxes.</p>

	<b>Indoor area (net area available to animals, excluding veranda)</b>		
	<b>Perch</b>	<b>Nest</b>	<b>Maximum no animals/m<sup>2</sup></b>
<b>Laying hens (including dual purpose strains raised for meat and egg production) and breeder chickens</b>	18 cm/bird	7 laying hens per individual nest box, or 120cm <sup>2</sup> per laying hen in communal nests	6
<b>Pullets and broiler roosters</b>	Any combination of perches or raised sitting levels or both, providing minimum 10cm perch/bird or minimum 100cm <sup>2</sup> raised sitting level/bird		21 kg liveweight/m <sup>2</sup>
<b>Table chickens</b>	Any combination of perches or raised sitting levels or both, providing minimum 5cm perch/bird or minimum 25cm <sup>2</sup> raised sitting level/bird		In fixed housing: 21 kg liveweight/m <sup>2</sup>
			In mobile housing*: 30 kg liveweight/m <sup>2</sup>
<b>Capons and poulardes</b>	Any combination of perches or raised sitting levels or both, providing minimum 5cm perch/bird or minimum 25cm <sup>2</sup> raised sitting level/bird		In fixed housing: 21 kg liveweight/m <sup>2</sup>
			In mobile housing*: 30 kg liveweight/m <sup>2</sup>
	<b>Indoor area (net area available to animals)</b>		
<b>Turkeys</b>	Any combination of perches or raised sitting levels or both, providing minimum 10cm perch/bird or minimum 100cm <sup>2</sup> raised sitting level/bird		In fixed housing: 21 kg liveweight/m <sup>2</sup>
			In mobile housing*: 30 kg liveweight/m <sup>2</sup>
<b>Ducks</b>			In fixed housing: 21 kg liveweight/m <sup>2</sup>
			In mobile housing*: 30 kg liveweight/m <sup>2</sup>
<b>Geese</b>			In fixed housing: 21 kg liveweight/m <sup>2</sup>
			In mobile housing*: 30 kg liveweight/m <sup>2</sup>
<b>Guinea fowl</b>	Any combination of perches or raised sitting levels or both, providing minimum 5cm perch/bird or minimum 25cm <sup>2</sup> raised sitting level/bird		In fixed housing: 21 kg liveweight/m <sup>2</sup>
			In mobile housing*: 30 kg liveweight/m <sup>2</sup>
*only in mobile housing not exceeding 150m <sup>2</sup> floor space. To be regarded as mobile housing, the houses must be moved regularly during the production cycle, and at least between each batch of poultry, to ensure the availability of vegetation to the birds.			

Standards	Guidance
<p><b>NI 3.12.7 Providing litter</b> The solid floor area must be covered with a litter material such as straw, wood shavings, sand or turf. <i>(EC) 2018/848 Annex II Part II(1.9.4.4)</i></p>	<p>We will assess at inspection whether your litter is suitable and well managed for example whether it is dry and friable.</p>
<p><b>NI 3.12.8 Poultry house hygiene</b> For poultry houses for laying hens, a sufficiently large part of the floor area must be available for the collection of bird droppings. <i>(EC) 2018/848 Annex II Part II(1.9.4.4)</i></p>	<p>The system you have in place for the collection of droppings must ensure that there is not a build-up of droppings in the area to which poultry have access.</p>
<p><b>NI 3.12.9 Multi-tiered systems</b></p> <ol style="list-style-type: none"> <li>1. You may use multi-tiered systems for breeder chickens, laying hens, pullets for future egg production, pullets for future parents and brother roosters only.</li> <li>2. Multi-tiered systems must have no more than three tiers of usable area including the ground floor.</li> <li>3. Your multi-tiered system must: <ol style="list-style-type: none"> <li>a) prevent droppings falling onto birds on lower tiers;</li> <li>b) be equipped with an efficient system of manure removal;</li> <li>c) allow for easy inspection of birds on all tiers;</li> <li>d) ensure that all birds can move freely and easily to the different levels or intermediate areas;</li> <li>e) provide easy, equal access to open air areas to all birds.</li> </ol> </li> </ol> <p><i>(EC) 2020/464 Art. 15(4)(a-f)</i></p>	
<p><b>NI 3.12.10 Artificial light</b> You may use artificial light to prolong the day length up to 16 hours. You must give your poultry a continuous nocturnal rest period of at least 8 hours. <i>(EC) 2018/848 Annex II Part II(1.9.4.4)</i></p>	
<p><b>NI 3.12.11 Feed and water provision</b></p> <ol style="list-style-type: none"> <li>1. Your livestock must always have easy access to feed and water.</li> <li>2. When feed availability from the range is limited, for example due to long term snow cover or dry weather conditions, you must provide your poultry with supplementary roughage.</li> </ol> <p><i>(EC) 2018/848 Annex II Part II (1.7.2)</i></p>	<p>For animals fed <i>ad lib</i> you must feed them in a way that minimises bullying. This can include providing alternative sources of food on the range, such as suitable vegetation to encourage foraging. For animals which are not given continuous access to feed, you must provide adequate feed space to ensure that all animals can feed at the same time and to avoid competition and aggression. Carefully consider the height of drinkers to ensure all</p>

(EC) 2018/848 Annex II Part II (1.9.4.4)(i)

livestock can access the drinking point. The following is a guide to providing adequate feeding space and water supply for different poultry species:

**Layers**

- Linear feeder space: 10 cm/bird\*
- Circular feeder space: 4 cm/bird\*
- Bell drinkers: 1 cm/bird\*
- **Nipple drinkers: one per 10 birds**
- Drinking troughs: 2.5 cm /bird\*

**Table birds**

- linear feeder space: 2.5cm/bird
- circular feeder space: 33cm per 65 birds
- bell drinkers: one per 100 birds
- nipple drinkers: one per 10 birds
- cup drinkers: one per 28 birds

**Layers and table birds**

- linear drinker space: 2.5cm/bird
- circular drinker space: 1cm/bird

\* These are the minimum number of feeders and drinkers required by the Council Directive 1999/74/EC laying down minimum standards for the protection of laying hens.

**NI 3.12.12 Access to the outdoor range**

1. Poultry must be given continuous daytime access to an outdoor range from as early an age as practically possible. This means whenever physiological and weather conditions allow, except in the case of temporary restrictions or obligations imposed by competent authorities.



2. Access must be given for at least one third of their life.

(EC) 2018/848 Annex II Part II(1.9.4.4)(e)

(EC) 2018/848 Annex II Part II(1.9.4.4)(d)

Standards		Guidance
<b>NI 3.12.13 Stocking density on the range</b> The stocking densities on the range for different poultry species are set out in this table.  <i>(EC) 2020/464 Annex I Part IV</i> <i>(EC) 2020/464 Art. 15(5)</i> <i>(EC) 2020/464 Art. 15(2)</i>		To be regarded as mobile housing, the houses must be moved regularly during the production cycle, and at least between each batch of poultry, to ensure the availability of vegetation to the birds. The new location must provide the poultry access to a different range area than was provided for the previous flock.  Open water can be included as part of the range space provision for waterfowl.
	<b>Range size available e (excluding veranda)</b>	
<b>Species</b>	<b>Static/fixed housing</b>	<b>Mobile housing</b>
<b>Laying hens (including dual purpose strains raised for meat and egg production) and breeder chickens</b>	1 bird/4 m <sup>2</sup>	1 bird/4 m <sup>2</sup>
<b>Pullets and broiler roosters</b>	1 bird/1 m <sup>2</sup>	1 bird/1 m <sup>2</sup>
<b>Table chickens</b>	1 bird/4 m <sup>2</sup>	1 bird/2.5 m <sup>2</sup>
<b>Capons and poulardes</b>	1 bird/4m <sup>2</sup>	1 bird/4m <sup>2</sup>
<b>Ducks</b>	1 bird/4.5 m <sup>2</sup>	1 bird/4.5 m <sup>2</sup>
<b>Guinea fowl</b>	1 bird/4 m <sup>2</sup>	1 bird/4 m <sup>2</sup>
<b>Turkeys</b>	1 bird/10 m <sup>2</sup>	1 bird/10m <sup>2</sup>
<b>Geese</b>	1 bird/15 m <sup>2</sup>	1 bird/15 m <sup>2</sup>
All subject to ensuring that 170kg of N/ha/year is not exceeded.		

Standards	Guidance
<p><b>NI 3.12.14 Easy access to the outside</b></p> <ol style="list-style-type: none"> <li>1. Your poultry house must allow all of the birds easy access to the outdoor range.</li> <li>2. Birds must be able to access pop-holes without any obstacle.</li> <li>3. Where pop-holes are raised, a ramp must be provided.</li> <li>4. If your poultry house has a veranda, pop-holes must give the birds easy access from the indoor house to the veranda and from the veranda to the outdoor range.</li> </ol> <p style="text-align: right;"><i>(EC) 2020/464 Art. 15(1)</i> <i>(EC) 2020/464 Art.4(2)(a)</i></p>	<p>The following may prevent birds from having easy access to the outdoor range:</p> <ul style="list-style-type: none"> <li>• popholes which do not give the hens an easy view of the range</li> <li>• poor provision of shade and shelter close to the housing and across the range.</li> </ul>
<p><b>NI 3.12.15 Pop-hole size and quantity</b></p> <ol style="list-style-type: none"> <li>1. Pop-holes to the outdoor range must have a combined length of at least 4m per 100m<sup>2</sup> of the minimum usable area of the poultry house</li> <li>2. If your poultry house has a veranda, pop-holes from the indoor house to the veranda must have a combined length of at least 2m per 100m<sup>2</sup> of the minimum usable area of the poultry house. Pop-holes from the veranda to the outdoor range must comply with point 1 above.</li> <li>3. Every pop-hole must be of a size adequate for the birds.</li> </ol> <p style="text-align: right;"><i>(EC) 2020/464 Art. 15(1)</i> <i>(EC) 2020/464 Art.4(2)(b)</i></p>	
<p><b>NI 3.12.16 Range management</b></p> <ol style="list-style-type: none"> <li>1. You must design and manage your poultry range to ensure that the range: <ol style="list-style-type: none"> <li>a) is attractive to the birds and fully accessible to all birds</li> <li>b) mainly covered with vegetation, composed of a diverse range of plants. The vegetation must be maintained regularly to reduce the potential for nutrient surpluses.</li> <li>c) provides protective shelter at all times, in the form of shrubs, trees or shelters distributed throughout the entire open air area. to ensure that the birds are using the whole range in a balanced way</li> <li>d) permits poultry easy access to adequate numbers of drinking troughs.</li> <li>e) does not extend beyond a radius of 150m from the nearest pophole. However, you may extend the range up to 350m from the</li> </ol> </li> </ol>	<p>You must be able to demonstrate how you will maintain vegetation cover on your range at your desired outdoor stocking density. This will need to include how you manage the area outside the pop-holes.</p> <p>Putting down stones, slats or woodchip outside of pop-holes can help you manage poaching. For more information on range management and methods to reduce poaching see the <a href="#">FeatherWel website</a>.</p> <p>Drinkers do not have to be provided outside, but must be easily accessible to birds out on the range.</p>

<p>nearest pop-hole of the building provided that a sufficient number of shelters from inclement weather and predators are evenly distributed through the whole open air area, with at least four shelters per hectare.</p> <p>f) for geese, allows the birds to satisfy their need to eat grass.</p> <p style="text-align: right;"><i>(EC) 2020/464 Art. 16(1-6)</i></p>	
<p><b>NI 3.12.17 Resting the range for poultry</b></p> <ol style="list-style-type: none"> <li>1. For poultry the range must be rested in order to allow vegetation to grow back.</li> <li>2. This must be no less than two months per year (tbc).</li> <li>3. You must keep records to demonstrate what resting period has been applied.</li> <li>4. These requirements do not apply if your poultry are: <ol style="list-style-type: none"> <li>a) not reared in batches</li> <li>b) are not kept in runs, and</li> <li>c) are free to roam throughout the day.</li> </ol> </li> </ol> <p style="text-align: right;"><i>(EC) 2018/848 Annex II Part II(1.9.4.4)(c)</i></p>	<p>It is your responsibility to ensure that the range is rested for long enough to allow vegetation to regrow and to manage disease risk. You must be able to justify your resting periods and explain how you will maintain vegetation cover and disease risk on your range at your desired outdoor stocking density. The resting periods may need to be extended to allow vegetation to recover and to control disease risk.</p> <p>Grass and vegetation cover on the range may be used as an indicator to assess whether sufficient time has been left between batches of poultry. Putting down stones, slats or woodchip outside the pop-holes can help you manage poaching.</p> <p> Records of the applied resting period</p>
<p><b>NI 3.12.18 Keeping poultry indoors due to restrictions</b></p> <ol style="list-style-type: none"> <li>1. Where poultry are kept indoors due to restrictions or obligations imposed on the basis of Community legislation, they must have permanent access to sufficient quantities of roughage and suitable material to meet their ethological needs.</li> <li>2. Where breeder poultry and pullets are kept under the above restrictions, they may be given access to a veranda with a wire mesh barrier to keep other birds out.</li> </ol> <p style="text-align: right;"><i>(EC) 2018/848 Annex II Part II(1.9.4.4)(d)(f)(j)</i></p>	<p>Suitable material includes:</p> <ul style="list-style-type: none"> <li>• straw/hay bales</li> <li>• alfalfa bales/blocks</li> <li>• vegetables</li> <li>• other vegetation, such as foliage.</li> </ul> <p>At least two enrichments per 500 hens.</p> <p> For more information on enrichment materials see the <a href="#">FeatherWel website</a>.</p>
<p><b>NI 3.12.19 Disease prevention</b></p> <p>Buildings must be emptied of livestock between each batch of poultry reared. The buildings and fittings must be cleaned and disinfected during this time.</p> <p style="text-align: right;"><i>(EC) 2018/848 Annex II Part II(1.9.4.4)(c)</i></p>	<p>Cleaning and disinfecting procedures need to ensure there is no dirt, dust, debris, or litter present when washing is complete.</p> <p>The health and performance of the next flock can indicate that appropriate resting, cleaning and disinfecting procedures are in place. Problems with red mite and bacterial diseases such as <i>E.coli</i> or <i>Mycoplasma</i> can be a result of poor hygiene, inadequate cleaning of buildings and feed/drinker lines between flocks.</p>

<p><b>NI 3.12.20 Access to water for waterfowl</b></p> <ol style="list-style-type: none"> <li>1. To meet their species-specific needs and welfare requirements, waterfowl must have access to a stream, pond, lake or pool, whenever weather and hygiene conditions allow.</li> <li>2. When weather conditions do not allow point 1 (above), birds must have access to water which enables them to submerge their heads so as to clean plumage.</li> <li>3. You must maintain and manage the water to prevent the build-up of disease.</li> </ol> <p style="text-align: right;"><i>(EC) 2018/848 Annex II Part II(1.5.1.7)(1.9.4.1)</i></p>	<p>To meet their species-specific needs, ducks need full body access to water.</p> <p>Ducks use different depths of water to perform different behaviours and you should provide a varying water depth to meet their behavioural needs.</p>
<p><b>NI 3.12.21 Minimum slaughter ages for poultry</b></p> <p>To prevent the use of intensive rearing methods, poultry shall either be reared until they reach a minimum age or else must come from slow-growing poultry strains adapted to outdoor rearing. Where slow growing poultry strains are not used the following minimum age at slaughter must be:</p> <ol style="list-style-type: none"> <li>a) 81 days for chickens</li> <li>b) 49 days for Peking ducks</li> <li>c) 70 days for female Muscovy ducks</li> <li>d) 84 days for male Muscovy ducks</li> <li>e) 92 days for Mallard ducks</li> <li>f) 94 days for guinea fowl</li> <li>g) 140 days for male turkeys and roasting geese</li> <li>h) 100 days for female turkeys</li> <li>i) 150 days for capons</li> </ol> <p style="text-align: right;"><i>(EC) 2018/848 Annex II Part II(1.9.4.1)</i></p>	
<p><b>NI 3.12.22 Live plucking of poultry is prohibited</b></p> <p>You must not pluck live birds.</p> <p style="text-align: right;"><i>(EC) 2018/848 Annex II Part II(1.9.4.3)</i></p>	

## NI 3.13 Additional standards for organic deer

### What is this chapter about?

You must also comply with the applicable standards in:

- Chapter 1 ‘General standards for farming and growing’
- Chapter 2 ‘Standards for organic land and crops’
- Chapter 3 ‘Standards for organic livestock production’

Standards		Guidance
<p><b>NI 3.13.1 Species and origins of stock (including parkland managed deer)</b></p> <p>1. You may only use:</p> <p>a) red deer</p> <p>b) fallow deer.</p> <p style="text-align: right;"><i>(EC) 2020/464 Annex I Part II</i></p> <p>2. Your stock must be domesticated.</p>		<p>You can use park deer if you can meet these standards.</p> <p>Domesticated means deer that are farm bred and reared for at least four generations.</p>
<p><b>NI 3.13.2 Herd stocking density</b></p> <p>1. You must not exceed the following stocking density:</p> <p style="text-align: right;"><i>(EC) 2018/848 Art. 6</i> <i>(EC) 2020/464 Annex I Part II</i></p>		
Cervine animals species	Minimum surface for outdoor area per enclosure or per pen	Stocking density maximum number of adult animals (*)per ha
Sika deer Cervus nippon	1 ha	15
Fallow deer Dama dama	1 ha	15
Red deer Cervus elaphus	2 ha	7
Père David’s deer Elaphurus davidianus	2 ha	7
More than one cervine species	3 ha	7 in case red deer or Père David’s deer are part of the herd; 15 in case neither red deer nor Père David’s deer are part of the herd
* Two cervine animals up to 18 months count for one cervine animal.		

Standards	Guidance														
<p><b>NI 3.13.3 Shelter and fencing</b>            You must:</p> <ul style="list-style-type: none"> <li>a) provide visual and weather protection facilities. by preference this should be natural and part of a wooded landscape. If this is not possible a roofed shelter should be provided.</li> <li>b) provide vegetation or structures that allow animals to rub off velvet from their antlers.</li> <li>c) provide vegetation that allow hinds/ does to hide prior to calving and two weeks after.</li> <li>d) construct fencing in such a way so that stock cannot escape.</li> </ul> <p style="text-align: right;"><i>(EC) 2020/464 Art. 8(1)(2)(3)(4)</i></p>	<p>Perimeter fencing should be at least 1.8 meters high</p>														
<p><b>NI 3.13.4 Field and fencing management</b>            You must:</p> <ul style="list-style-type: none"> <li>a) construct outdoor enclosures or pens in such a way that the different species of cervine animals can be separated if needed.</li> <li>b) allow for outdoor enclosures or pens to be divisible or adjacent to another pen so that maintained can take place.</li> </ul> <p style="text-align: right;"><i>(EC) 2020/464 Art. 7(2)(3)</i></p>															
<p><b>NI 3.13.5 Feeding and water provision</b></p> <ol style="list-style-type: none"> <li>1. Your rearing system must be based on maximum use of grazing pasture throughout the year. Pens that do not provide grazing during the summer period are not allowed.</li> <li>2. Deer must be provided with easy access to clean and fresh water.</li> </ol> <p style="text-align: right;"><i>(EC) 2018/848 Annex II Part II(1.9.2.1)(d)(f)(g)(h)</i></p>	<p>For each deer, this means at least the following trough space:</p> <table border="1" data-bbox="1037 927 2175 1086"> <thead> <tr> <th></th> <th>Red deer</th> <th>Fallow deer</th> </tr> </thead> <tbody> <tr> <td><b>Hinds/yearlings</b></td> <td>55cm</td> <td>28cm</td> </tr> <tr> <td><b>Weaned calves</b></td> <td>33cm</td> <td>17cm</td> </tr> <tr> <td><b>Stags</b></td> <td>75cm</td> <td>38cm</td> </tr> </tbody> </table>				Red deer	Fallow deer	<b>Hinds/yearlings</b>	55cm	28cm	<b>Weaned calves</b>	33cm	17cm	<b>Stags</b>	75cm	38cm
	Red deer	Fallow deer													
<b>Hinds/yearlings</b>	55cm	28cm													
<b>Weaned calves</b>	33cm	17cm													
<b>Stags</b>	75cm	38cm													
<p><b>NI 3.13.6 Feeding calves milk and minimum weaning age</b>            Calves must be fed natural, organic milk, preferably maternal milk, for a minimum period of 90 days.</p> <p style="text-align: right;"><i>(EC) 2020/464 Art. 5</i></p>	<p>Maternal milk is milk from the mother; natural milk is from the glands of a mammal. Natural milk can come from other species provided that it meets the nutritional and health needs of the species you are feeding it to. Milk powder is considered as natural milk as long as it only contains milk powder.</p> <p>Milk containing vegetable oil and milk replacers is not considered as natural milk and therefore must be regarded as a concentrate for feed calculations during the minimum periods set out in this standard.</p>														

	<p>You should have a plan in place to provide an organic source of colostrum. In an emergency you may feed non-organic milk replacer to calves until they are 72 hours old. However, if you feed them non-organic milk replacer for any longer they will lose their organic status.</p>
<p><b>NI 3.13.7 Housing and husbandry practices</b>          With regard to housing and husbandry practices, the following rules shall apply:</p> <ol style="list-style-type: none"> <li>a. Deer shall be provided with hiding places, shelters and fences that do not harm animals;</li> <li>b. in red deer pens, animals must be able to roll in the mud to ensure skin grooming and body temperature regulation;</li> <li>c. any housing shall have smooth, but not slippery floors;</li> <li>d. any housing shall be provided with a comfortable, clean and dry laying or rest area of sufficient size, consisting of a solid construction which is not slatted. Ample dry bedding strewn with litter material shall be provided in the rest area. The litter shall comprise straw or other suitable natural material. The litter may be improved and enriched with any mineral product authorised in standard 2.5.2 as a fertiliser or soil conditioner for use in organic production;</li> <li>e. feeding places shall be installed in areas protected from the weather and accessible both to animals and to persons attending to them. The soil where feeding places are located shall be consolidated, and the feeding apparatus shall be equipped with a roof;</li> <li>f. if permanent access to feed cannot be ensured, the feeding places shall be designed so that all animals can feed at the same time.</li> </ol> <p style="text-align: right;"><i>(EC) 2018/848 Annex II Part II(1.9.2.2)</i></p>	


<p><b>NI 3.14 Beekeeping</b></p>
<p><b>What is this chapter about?</b>          Organic beekeeping aims to optimise the health of the bees and the integrity of their products through:</p> <ul style="list-style-type: none"> <li>• your hive management and the treatments you apply</li> <li>• the quality of the foraging area, and</li> <li>• the way you harvest, process and store the honey.</li> </ul>


You must also comply with the applicable standards in:

- Chapter 1 ‘General standards for farming and growing’
- Chapter 2 ‘Standards for organic land and crops’
- Chapter 3 ‘Standards for organic livestock production’
- Chapter 6 ‘Specific standards for food and drink’

Standards	Guidance
<p><b>NI 3.14.1 Producing organic bees and bee products</b>            You can sell bees and bee products as organic when you have kept them to full organic standards for at least 12 months.  <i>(EC) 2018/848 Annex II Part II(1.2.2)(f)</i></p>	<p>Bees and bee products must be added to your trading schedule before you can sell them as organic.</p>
<p><b>NI 3.14.2 Sourcing bees</b></p> <ol style="list-style-type: none"> <li>1. When choosing your breed or strain, you must give preference to local ecotypes of <i>Apis mellifera</i>.</li> <li>2. You must choose breeds or strains giving preference to those with a high degree of genetic diversity, their breeding value, their longevity, and their resistance to health problems. You must ensure that breeds:               <ol style="list-style-type: none"> <li>a) are suitable to local conditions</li> <li>b) avoid the need for the mutilation of animals</li> <li>c) have vitality and resistance to disease.</li> </ol> </li> <li>3. Welfare must not be impaired by breed and strain selection.  <i>(EC) 2018/848 Art. 14(1)</i>  <i>(EC) 2018/848 Annex II Part II 1.3(d)(1.3.2)(d)(1.3.3)(1.5.1.1)(1.9.6)</i></li> </ol>	

<p><b>NI 3.14.3 Establishing a new apiary</b>          You must establish your organic apiaries by bringing in colonies or swarms from organic units.  <i>(EC) 2018/848 Annex II Part II(1.3.1)</i></p>	
<p><b>NI 3.14.4 Converting an existing apiary</b>          1. You may convert your existing hives, but you must keep your bees to these standards for at least 12 months before you can sell any of their products as organic.          2. During the conversion period, the wax shall be replaced with wax coming from organic beekeeping.          However, non-organic beeswax may be used:          a) where beeswax from organic beekeeping is not available on the market;          b) where it is proven free of contamination with products or substances not authorised for use in organic production; and          c) provided that it comes from the cap.  <i>(EC) 2018/848 Annex II Part II(1.2.2)(f)</i></p>	
<p><b>NI 3.14.5 Increasing your stocks</b>          You must increase your stocks by dividing your own colonies or bringing in colonies or swarms from other organic units.  <i>(EC) 2018/848 Annex II Part II(1.3.1)</i></p>	
<p><b>NI 3.14.6 Bringing in non-organic replacements</b>          1. You may replace a maximum of 20% per year of your queen bees and swarms with non-organic queen bees and swarms.          2. You must place them in hives with comb or foundation from organic production.          3. In any case, one swarm or queen bee may be replaced per year by a non-organic swarm or a queen bee  <i>(EC) 2018/848 Annex II Part II(1.3.4.2)</i></p>	<p>You must demonstrate that suitable organic stock is not available.</p>

<p><b>NI 3.14.7 Preventing disease</b></p> <ol style="list-style-type: none"> <li>1. You must be able to show that you take preventative measures to limit your bee health problems.</li> <li>2. Disease prevention must be based on: <ol style="list-style-type: none"> <li>a) breed and strain selection</li> <li>b) husbandry management practice</li> <li>c) high quality feed, and</li> <li>d) adequate and appropriate hives, maintained in hygienic conditions.</li> </ol> </li> <li>3. You must draw up a health plan to show how you will build health and reduce disease. This must be tailored to suit your own apiaries and should allow you to minimise your use of veterinary medicines.  <p style="text-align: right;"><i>(EC) 2018/848 Annex II Part II(1.5.1.1)</i>  <i>(EC) 2018/848 Art. 39(1)(d)(ii)</i></p> </li> </ol>	<p>If health problems occur you must review your management, take appropriate action, and monitor its effectiveness. This must be detailed in your livestock management plan. Preventative measures include:</p> <ul style="list-style-type: none"> <li>• renewing the queens regularly</li> <li>• regularly inspecting your hives to detect health problems</li> <li>• disinfecting materials and equipment regularly</li> <li>• destroying contaminated material</li> <li>• regularly renewing beeswax, and</li> <li>• leaving enough reserves of honey and pollen in your hives.</li> </ul>
<p><b>NI 3.14.8 Treating disease</b></p> <ol style="list-style-type: none"> <li>1. If your colonies become sick or infested you must treat them immediately, and, if necessary, place the colonies in isolation apiaries.</li> <li>2. Veterinary medicinal products may be used in organic beekeeping provided they are legally authorised for their intended use in the country of production.</li> <li>3. Chemically synthesised allopathic veterinary medicinal products, including antibiotics, may be used where necessary, under strict conditions and under the responsibility of a veterinarian, when the use of phytotherapeutic, homeopathic and other products is inappropriate.</li> <li>4. If you give veterinary treatment to you bees you must: <ol style="list-style-type: none"> <li>a) clearly identify treated colonies by hive</li> <li>b) record the type of product and its active ingredient, together with details of the diagnosis, the dose, the method of administration, the duration of the treatment and the legal withdrawal period</li> <li>c) provide us with this information before the bee products are marketed as organic.  <p style="text-align: right;"><i>(EC) 2018/848 Annex II Part II(1.5.2.1)(1.5.2.2)(1.5.2.3)(1.9.6.3)</i></p> </li> </ol> </li> </ol>	<p>It is your responsibility to ensure that any treatments and veterinary products you use are licensed or have veterinary approval for their intended purpose.</p> <p> Records of veterinary treatments used</p>

<p><b>NI 3.14.9 Treated colonies</b>  If you treat any colonies with chemically synthesised allopathic veterinary treatments, except those we allow against Varroa mite, you must:</p> <ol style="list-style-type: none"> <li>put them in isolation apiaries during the treatment period</li> <li>replace all the wax with organically produced wax, and</li> <li>put the treated colony into a 12 month conversion period, starting from the date of treatment.</li> </ol> <p style="text-align: right;"><i>(EC) 2018/848 Annex II Part II(1.9.6.3)(f)</i></p>	<p>You must have an effective system in place to ensure that treated bees or their products are not sold as organic during the 12-month conversion period. This needs to be detailed in your livestock management plan.</p>
<p><b>NI 3.14.10 Treatment of Varroa mite infestation</b>  If you have an infestation of <i>Varroa destructor</i>, you may:</p> <ol style="list-style-type: none"> <li>destroy the male brood to contain the infestation</li> <li>use formic acid, lactic acid, acetic acid and oxalic acid</li> <li>use menthol, thymol, eucalyptol or camphor, and</li> <li>use veterinary treatments which are compulsory under national or community legislation.</li> </ol> <p style="text-align: right;"><i>(EC) 2018/848 Annex II Part II(1.9.6.3)(c)(e)</i></p>	
<p><b>NI 3.14.11 Welfare of bees</b>  You must <b>not</b> mutilate bees, for example, clipping the wings of the queen bee.</p> <p style="text-align: right;"><i>(EC) 2018/848 Annex II Part II(1.9.6.4)(b)</i></p>	
<p><b>NI 3.14.12 Feeding bees</b></p> <ol style="list-style-type: none"> <li>You must leave your colonies with enough honey and pollen reserves to survive the winter.</li> <li>You may only feed your bees when the survival of the colonies is endangered due to climatic conditions.</li> <li>You may only feed them with organic honey, organic pollen, organic sugar or organic sugar syrup.</li> <li>You must record the type of feed, dates, quantities and the hives that you artificially feed.</li> </ol> <p style="text-align: right;"><i>(EC) 2018/848 Annex II Part II(1.9.6.2)(a)(b)</i>  <i>2018/848 Annex II Part II(1.9.6.6)</i></p>	<p>To prevent the risk of disease, feeding your bees with honey and pollen is not recommended except from your own disease-free colonies.</p> <p> Records of any supplementary feed given</p>

<p><b>NI 3.14.13 Exceptional rules for beekeeping due to catastrophic circumstances</b></p> <ol style="list-style-type: none"> <li>1. With the approval of your competent authority, in the case of high mortality caused by health or catastrophic circumstances, you may renew or reconstitute your apiaries with non-organic bees when organic bees are not available.</li> <li>2. With the approval of your competent authority, where the survival of the colony is endangered bee colonies may be moved to areas not respecting the provisions for the placing of the apiaries.</li> <li>3. With the approval of your competent authority, where the survival of the colony is endangered for other reasons than climatic conditions, bee colonies may be fed with organic honey, organic pollen, organic sugar syrups, or organic sugar.</li> <li>4. Upon approval by the competent authority you must keep documentary evidence of the use of this exception</li> </ol> <p style="text-align: right;"><i>(EC) 2018/848 Art 22(2)</i> <i>(EC) 2020/2146 Art. 3(2)(6)(7)</i></p>	<p>In the UK, your Certification Officer can submit a request to the competent authority on your behalf. This permission needs to be in place before you feed your bees.</p> <p>To prevent the risk of disease, feeding your bees with honey is not recommended except from your own disease-free colonies.</p>
<p><b>NI 3.14.14 Designated regions</b></p> <p>Your control body, in line with any National Authority requirements, may have identified regions or areas where organic beekeeping is not practicable. You must not site or manage your apiaries in these areas.</p> <p style="text-align: right;"><i>(EC) 2018/848 Annex II Part II(1.9.6.5)(i)</i></p>	

### NI 3.14.15 Siting your apiaries

1. When you are siting your apiaries you must ensure:
  - a) Your bees have access to water and enough natural nectar, honeydew and pollen sources to sustain your colonies.
  - b) Nectar and pollen sources within 3km of your apiary consist essentially of:
    - i) organic crops
    - ii) uncultivated areas with natural vegetation, non-organically managed forests and
    - iii) crops that have only been managed with low environmental impact methods and which cannot significantly affect the organic description of beekeeping.
  - c) Your bees are kept far enough from sources that may lead to the contamination of beekeeping products or to the poor health of bees. You must provide us with:
    - i) a map on an appropriate scale listing the location of hives, and
    - ii) appropriate documentation and evidence, including suitable analyses if necessary, that the areas accessible to your colonies meet the conditions required in these standards.
2. If you have put your hives in areas where flowering is not taking place or if they are dormant, you do not need to meet the above conditions for siting apiaries for this time.

*(EC) 2018/848 Annex II Part II (1.9.6.5)(a)(b)(c)(1.9.6.6)*

Low environmental impact methods are those that are part of a recognised scheme for:

- ways of using agricultural land which are compatible with the protection and improvement of the environment, the landscape and its features, natural resources, the soil and genetic diversity
- an environmentally-favourable extensification of farming and management of low-intensity pasture systems
- the conservation of high nature-value farmed environments which are under threat
- the upkeep of the landscape and historical features on agricultural land
- the use of environmental planning in farming practice.

Potential sources of contamination and poor health include urban centres, motorways, industrial areas, waste dumps, waste incinerators and areas of cropping where pesticides are used. For example, insecticides such as neonicotinoids can be a source of contamination and can also affect bee health.

### NI 3.14.16 Hive management

You must:

- a) identify each of your hives individually
- b) record all details of your hive management operations, such as:
  - i) removing supers and extracting honey
  - ii) moving hives
  - iii) the amount and dates of the collection of honey.

*(EC) 2018/848 Annex II Part II(1.9.6.6)*

<p><b>NI 3.14.17 Hive materials</b> Your hives must be made mainly of natural materials which give no risk of contaminating either the environment, the bee products or the bees themselves.</p> <p style="text-align: right;"><i>(EC) 2018/848 Annex II Part II(1.9.6.5)(d)</i></p>	
<p><b>NI 3.14.18 Hives and husbandry practices</b> You may only use:</p> <ul style="list-style-type: none"> <li>a) natural products in the hives, such as propolis, wax and plant oils</li> <li>b) physical cleaning treatments such as steam or direct flame</li> <li>c) rodenticides only in traps and appropriate products, listed in standard 2.6.3 to protect frames, hives and combs against pests, and</li> <li>d) appropriate substances listed in standard 1.12.2 for cleaning and disinfecting your beekeeping materials, buildings, utensils or products.</li> </ul> <p style="text-align: right;"><i>(EC) 2018/848 Annex II Part II (1.5.1.7) (1.9.6.3) (a) (b) (1.9.6.5) (f)</i></p>	
<p><b>NI 3.14.19 Sourcing wax</b></p> <ol style="list-style-type: none"> <li>1. You must use organic wax: <ul style="list-style-type: none"> <li>a) for all your new foundations</li> <li>b) to replace combs during a hive’s conversion period, and</li> <li>c) to set up a new hive or installation.</li> </ul> </li> <li>2. In the case of new installations or during the conversion period, if organic wax is not available, you may use non-organic wax from cappings where you can prove it is free from contamination.</li> </ol> <p style="text-align: right;"><i>(EC) 2018/848 Annex II Part II(1.2.2)(f)(1.9.6.5)(e)</i></p>	<p>You must demonstrate that organic wax is not available.</p>
<p><b>NI 3.14.20 Extraction</b> You must not:</p> <ul style="list-style-type: none"> <li>a) use chemical synthetic repellents during honey extraction operations</li> <li>b) destroy bees in the combs to harvest bee products, or</li> <li>c) extract honey from combs that contain brood.</li> </ul> <p style="text-align: right;"><i>(EC) 2018/848 Annex II Part II(1.9.6.4)(a)(1.9.6.5)(g)(1.9.6.6)</i></p>	

## NI 3.15 Rabbit production

You must also comply with the applicable standards in

- Chapter 1 General standards for farming and growing
- Chapter 2 Standards for organic land and crops
- Chapter 3 standards for organic livestock production.

Standards	Guidance
<p><b>NI 3.15.1 Breeds suitable for organic production</b> You must choose robust breeds adapted to outdoor conditions. <i>EC 2018/848 Annex II Part II(1.9.5.2)(c)</i></p>	
<p><b>NI 3.15.2 Keeping rabbits in groups</b> You must keep rabbits in groups. <i>(EC) 2018/848 Annex II Part II (1.9.5.2) (b)</i></p>	
<p><b>NI 3.15.3 Outdoor access and grazing or access to pasture</b></p> <ol style="list-style-type: none"><li>1. Rabbits shall have access to pasture for grazing whenever conditions allow.</li><li>2. Your rearing system must be based on maximum use of grazing pasture throughout the year, allowing for appropriate rotations throughout the grazing period that encourages maximum use by your stock.</li><li>3. The vegetation of the outdoor runs shall be maintained regularly and in such a way suites the needs of your livestock. <i>(EC) 2018/848 Annex II Part II(1.9.5.1)(b)(c)</i> <i>(EC) 2020/464 Art. 21</i></li></ol>	
<p><b>NI 3.15.4 Housing rabbits</b></p> <ol style="list-style-type: none"><li>1. Rabbits shall have access to:<ol style="list-style-type: none"><li>a) covered shelter including dark hiding places;</li><li>b) an outdoor run with vegetation, preferably pasture;</li><li>c) a raised platform on which they can sit, either inside or out;</li><li>d) nesting material for all nursing does.</li></ol></li><li>2. Housing shall be provided with a comfortable, clean and dry lying or rest area of sufficient size, consisting of a solid construction which is not slatted. Ample dry bedding strewn with litter material shall be provided in the rest area. The litter shall comprise straw or other suitable natural material. The litter may be improved and enriched</li></ol>	

<p>with any mineral product authorised pursuant to chapter 2.5.2 as a fertiliser or soil conditioner for use in organic production.</p> <ol style="list-style-type: none"> <li>3. During the grazing season, rabbits shall be kept in mobile housing on pastures or in fixed housing with access to pasture.</li> <li>4. Outside the grazing season, rabbits may be kept in fixed housing with access to an outdoor run with vegetation, preferably pasture.</li> <li>5. Mobile housing on pastures shall be moved as often as possible to ensure the maximum use of grazing pasture and shall be constructed in such a way that it is possible for rabbits to graze the pasture on the floor.</li> </ol> <p style="text-align: right;"><i>(EC) 2018/848 Annex II Part II(1.9.5.2)(a)(d)</i> <i>(EC) 2020/464 Art. 19</i></p>	
<p><b>NI 3.15.5 Providing suitable housing for rabbits</b></p> <ol style="list-style-type: none"> <li>1. The indoor area in fixed and mobile housing shall be constructed in such a way that: <ol style="list-style-type: none"> <li>a) its height is sufficient to allow all rabbits to stand with ears erect;</li> <li>b) it can accommodate different groups of rabbits and allow the preservation of the broods' integrity upon transfer to the fattening phase;</li> <li>c) it is possible for bucks and pregnant and reproductive does to be separated from the group for specific animal welfare reasons and for a limited period provided they can keep eye contact with other rabbits</li> <li>d) it is possible for the doe to move away from the nest and return in the nest for nursing the kits;</li> </ol> </li> <li>2. Housing shall provide: <ol style="list-style-type: none"> <li>a) covered shelter including dark hiding places in sufficient number for all categories of rabbits;</li> <li>b) access to nests for all does at least one week before the expected date of birth and at least till the end of the nursing period of the kits;</li> <li>c) access to nests for kits in sufficient number with a minimum of one nest per nursing doe with kits;</li> <li>d) materials to allow rabbits to gnaw.</li> </ol> </li> </ol> <p style="text-align: right;"><i>(EC) 2020/464 art.20</i></p>	

<p><b>NI 3.15.6 Minimum housing area for rabbits</b>  When providing housing for your animals you must give them at least the following space:</p> <p style="text-align: right;"><i>(EC) 2020/464 Art. 18 (EC) 2020/464 Annex I Part V</i></p>		
<b>Class of animal</b>	<b>Indoor area (net area usable per animal excluding platforms m<sup>2</sup>/head) for the rest area</b>	<b>Indoor area (net area usable per animal excluding platforms m<sup>2</sup>/head) for the rest area</b>
	<b>Fixed housing</b>	<b>Mobile housing</b>
Nursing does with kits until weaning	0,6 m <sup>2</sup> /doe with kits if doe liveweight is below 6 kg 0,72 m <sup>2</sup> /doe with kits if doe liveweight is above 6 kg	0,6 m <sup>2</sup> /doe with kits if doe liveweight is below 6 kg 0,72 m <sup>2</sup> /doe with kits if doe liveweight is above 6 kg
Pregnant does and reproductive female rabbits	0,5 m <sup>2</sup> /pregnant doe or reproductive female if liveweight is below 6 kg 0,62 m <sup>2</sup> /pregnant doe or reproductive female if liveweight is above 6 kg	0,5 m <sup>2</sup> /pregnant doe or reproductive female if liveweight is below 6 kg 0,62 m <sup>2</sup> /pregnant doe or reproductive female if liveweight is above 6 kg
Fattening rabbits from weaning to slaughter	0,2	0,15
Replacement rabbits (end of fattening to 6 months)		
Adult bucks	0,6 1 if buck receiving does for mating	0,6 1 if buck receiving does for mating
<p><b>NI 3.15.7 Outdoor areas for fixed housing</b></p> <ol style="list-style-type: none"> <li>1. Outdoor areas must have raised platforms in sufficient number and that are evenly distributed;</li> <li>2. Outdoor areas must be surrounded by fences that are high and deep enough to prevent escape, either by jumping or digging;</li> <li>3. if the housing has a concrete outside area, there must be easy access to the part of the outdoor run with vegetation. Without such easy access, the surface of the concrete area may not be included in the calculation of the minimum surface of the outdoor area;</li> <li>4. Outdoor areas must provide: <ol style="list-style-type: none"> <li>a. covered shelter including dark hiding places in sufficient number for all categories of rabbits;</li> <li>b. materials to allow rabbits to gnaw.</li> </ol> </li> </ol> <p style="text-align: right;"><i>(EC) 2020/464 Art.20</i></p>		

<p><b>NI 3.15.8 Minimum outdoor area for rabbits</b></p> <p>When providing outdoor areas for your animals you must give them at least the following space: (insert table 2 from below)</p> <p style="text-align: right;"><i>EC 2020/464 Art. 18</i> <i>EC 2020/464 Annex I part V</i></p>		
	<p><b>Outdoor area (outdoor run with vegetation preferably pasture) (net area usable per animal excluding platforms m<sup>2</sup>/head)</b></p> <p><b>Fixed housing</b></p>	<p><b>Outdoor area (net area usable per animal excluding platforms m<sup>2</sup>/head)</b></p> <p><b>Mobile housing</b></p>
Nursing does with kits until weaning	2,5 m2/doe with kits	2,5 m2/doe with kits
Pregnant does/Reproductive females	2,5	2,5
Fattening rabbits from weaning to slaughter		
Replacement rabbits (end of fattening to 6 months)	0,5	0,4
Adult bucks	2,5	2,5
<p><b>NI 3.15.9 Feeding rabbits</b></p> <p>1. fibrous feed such as straw or hay shall be provided when grass is not sufficient. Forage shall comprise at least 60 % of the diet.</p> <p>2. at least 70 % of the feed shall come from the farm itself or, if this is not feasible or such feed is not available, shall be produced in cooperation with other organic or in-conversion production units and feed operators using feed and feed material from the same region.</p> <p style="text-align: right;"><i>(EC) 2018/848 Annex II Part II(1.9.5.1)(a)(d)</i></p>		